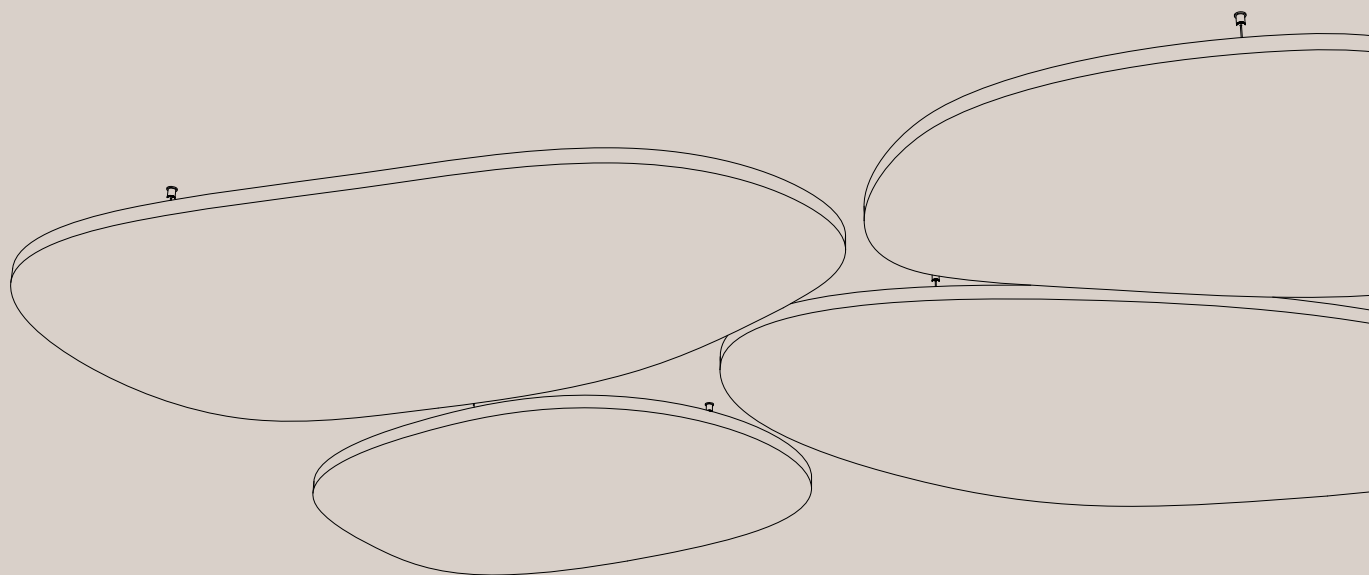


IMPACT ACOUSTIC®



Stone


Ceiling Panels

711.24.19.000.00

TECHNICAL DATA SHEET

Stone Ceiling Panels

General Information



Data

Applicable article numbers

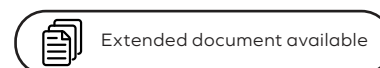
711.24.19.000.00

Dimensions¹

Width (cluster)	1800mm	70.87"
Length (cluster)	2400mm	94.49"
Material thickness	24mm	0.94"

Material

Panel 100% PET (60% post-consumer) in 36 colours.



Weight²

24mm PET Material 4kg/m² kg (±10%) 0.82 lbs/ft² (±10%)

(for specific product weight please refer to Geometry Information pages 4)

Included

Ceiling Panels
4pcs



Installation Kit



Installation
guide



Warranty
10 years³



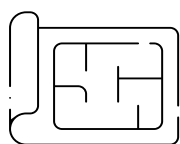
1 - all dimensions are nominal 2 - all weight values are nominal 3 - Impact Acoustic warranty terms apply

Stone Ceiling Panels


Specification Guide

Ensure you make the perfect choice by choosing our solutions for your next project. To get started, simply define some basic information and constraints about your space. Then explore our range of standard solutions or contact us directly for a more in-depth discussion of personalised customized options.

1 Prepare this information:

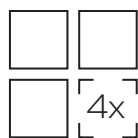


Ceiling Plans (RCP)




Ceiling Type

2 Specify your Baffles:



Number of Modules

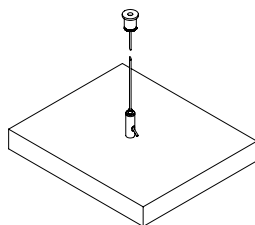
page 4



Colour

page 6

3 Verify installation method:



Direct gripper

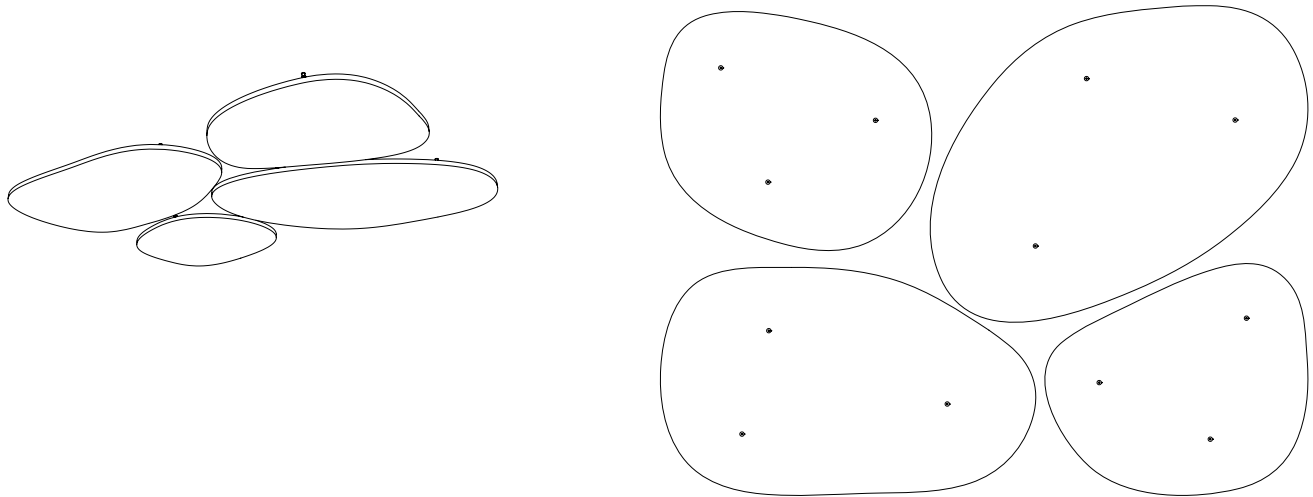
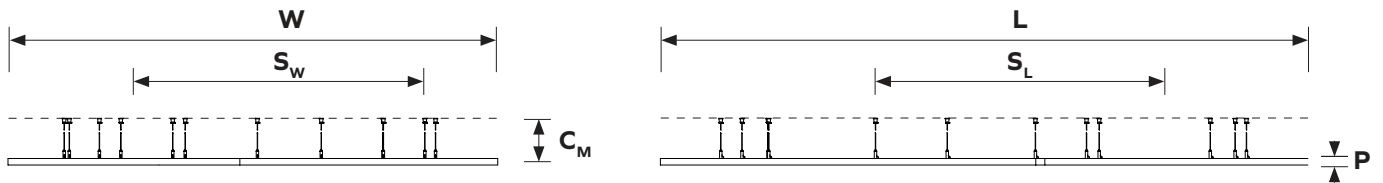
page 5

Stone Ceiling Panels

Geometry Information

Custom solutions available

Ceiling Panel Stone 711.24.17.000.10



Dimensions table ¹

W	Total width	1800mm	70.87"
L	Total length	2400 mm	94.49"
C_M	Distance from ceiling	min. 100 mm	min. 4"
P	PET material thickness	24mm	0.94"


Weight table ²

PET panel	13.84 kg	30.51 lbs
-----------	----------	-----------

1 - all dimensions are nominal 2 - all weight values are nominal

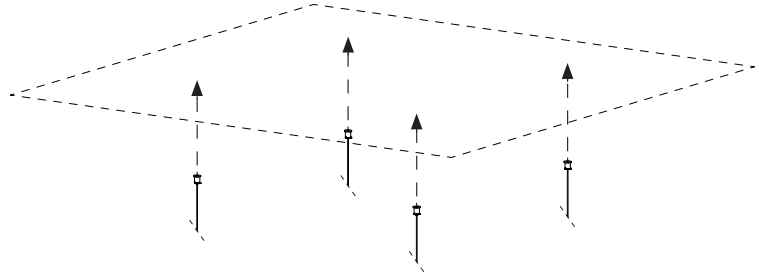
Stone Ceiling Panles

Installation Overview

 Extended document available

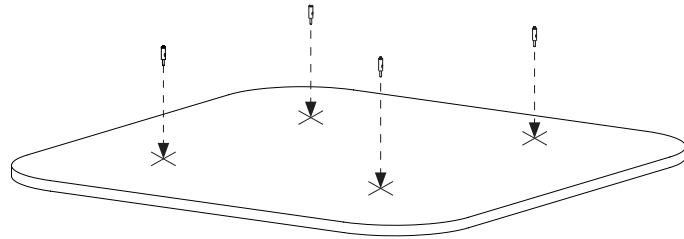
1 Attach mounting hardware

Measure the right spacing according to the X marks on the panel and attach mounting cables to the ceiling.



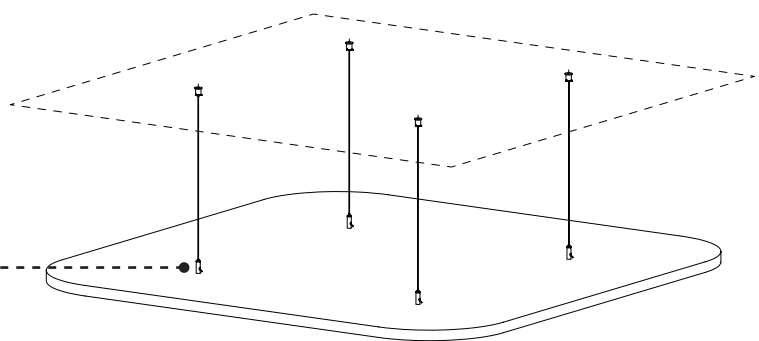
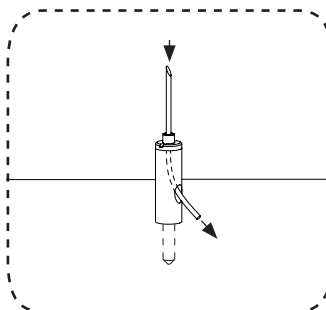
2 Attach grippers to the panel

Screw the cable grippers into the panel at the locations indicated by X mark on the panel back surface.












3 Connect cables








Pull suspension cables through Grippers and adjust the cable length.












ARCHISONIC® Felt Colours

 Material brochure available

									
Name	Snow White	Milk	Cloud	Gull	Smoke	Ground	Charcoal	Slate	Raven
Code	500	404	103	144	442	108	542	444	550
NCS	S 0300-N	S 0502-Y	S 1002-B	S 2502-Y	S 3005-R80B	S 5005-Y20R	S 7502-B	S 4500-N	S 8500-N

									
Name	Nordic Pine	Grove	Fern	Moss	Spearmint	Ice Blue	Succulent	Deep Sea	True Navy
Code	311	317	180	439	706	304	712	918	194
NCS	S 5030-G10Y	S 7020-G30Y	S 6010-G90Y	S 2040-G40Y	S 1010-B90G	S 0510-B	S 3020-B30G	S 5020-R90B	S 8005-B

									
Name	Lichen	Linen	Shell Pink	Jute	Warm Stone	Terracotta	Soft Coral	Honeycomb	Sunshine
Code	160	107	102	920	105	239	516	139	846
NCS	S 4005-Y	S 1505-Y30R	S 0510-R30B	S 3010-Y30R	S 3010-Y50R	S 4040-Y70R	S 2020-Y90R	S 2050-Y20R	S 1040-Y10R

									
Name	Garnet	Hot Pink	Poster Red	Electric Orange	Winter Sky	Pacific Ocean	Midnight	Grape	Marine Blue
Code	724	140	662	464	410	432	810	540	864
NCS	S 5040-R10B	S 2060-R20B	S 1080-R	S 0580-Y70R	S 2020-R90 B	S 3040-B	S 7020-R70B	S 5040-R40B	S 4050-R70B

These NCS codes are the closest visual match available and may not be exact to blended fibres.

ARCHISONIC®

Colours

Experience our ARCHISONIC® Felt material with a stunning selection of 36 colours across 8 distinct families, thoughtfully curated by *Colour Hive* in London. Effortlessly combine colours harmoniously to suit your preferences. Discover more in our Materials brochure and order your free sample box today.

Colour fastness

Class 6
ISO 105-B02:A1

Order a free sample box



ARCHISONIC® Felt

Material Specification

Product Name	ARCHISONIC® Felt	
Content	100% PET (60% certified post-consumer content)	
Thickness¹	12mm (0.47")	24mm (0.94")
Max. Size	1200x2800mm (47"x110")	1800x2400mm (70"x94")
Acoustic²	ASTM: NRC=0.6 ISO: αw=0.65	ASTM: NRC=0.9 ISO: αw=0.95
Density¹	2400 g/m ² (0.49 lbs/ sqft)	4000 g/m ² (0.82 lbs/sqft)
Colour Fastness	Class 6 ISO 105-B02:A1	
Colour	36 colours (see ARCHISONIC® Felt Colour page for more information)	
Maintenance	For daily cleaning we recommend alcohol solution (75%), e.g. Pantasept. In case of contamination by dust or fluff, use feather duster or a regular vacuum cleaner. For heavy dirt, treat the material with hydrogen peroxide.	
Production Lead time³	21 days	
Fire Rating	DIN EN 13501-1: B-s1, d0	ASTM E84 Class A
VOC Emission	28 Days French Regulation A+ ASTM E84 Pass Bream® (International, UK, NL, SE, NOR) Exemplary CDPH (CDPH/EHLB/Standard Method V1.2) Pass	
Certifications	Declare label, Cradle to Cradle, UL Environmental Product Declaration, Member of US Green Building Council, Ecobau 1st Priority, Climmate-KIC, VOC emissions in LEED EQ credit (low-emitting products), SCS Recycled Content	
Durability	Contract	

1 - all values are nominal 2 - measured with 300mm air cavity 3 - depending on the location and type of product



Climate-KIC is supported by the EIT, a body of the European Union



Declare.

DANAK
TEST Reg.nr. 522



Stone Ceiling Panles

Acoustic Performance



Testing Standards

ISO 354:2003	Acoustics — Measurement of sound absorption in a reverberation room
ISO 11654:1997	Acoustics — Sound absorbers for use in buildings — Rating of sound absorption
ISO 20189:2018	Acoustics — Screens, furniture and single objects intended for interior use — Rating of sound absorption and sound reduction of elements based on laboratory measurements
ASTM C423-17	Standard Test Method for Sound Absorption and Sound Absorption Coefficients by the Reverberation Room Method
ASTM E795-16	Standard Practices for Mounting Test Specimens During Sound Absorption Tests

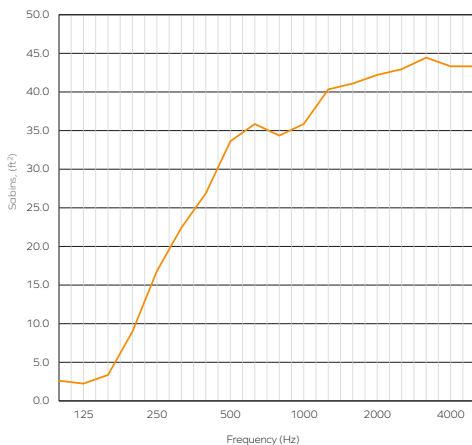
Acoustic Test Results

	α_w	SAA	NRC
24mm Ceiling Panel 1800x2400mm ¹	0.75 (MH)	0.85	0.85
12mm Ceiling Panel 1200x2800mm ¹	0.65 (H)	0.74	0.75
24mm Ceiling Panel 1800x2400mm ²	0.55 (MH)	0.72	0.70

1 - Measured with 200mm airgap and open edges

2 - Measured with 200mm airgap, open edges and 18% perforation

The NRC rating is calculated as the average of the absorption coefficients measured at frequencies of 250Hz, 500Hz, 1000Hz and 2000Hz and round to the nearest 0.05. SAA rating is calculated as the average of the sound absorption coefficients of a material for the twelve one-third octave bands from 200Hz through 2500Hz and rounded off to the nearest 0.01.

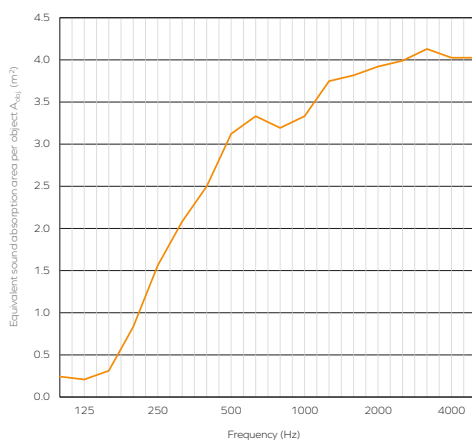


Acoustic Performance - ASTM Sabins, ft²

Frequency (Hz)	125	250	500	1000	2000	4000
24mm Stone (Set of 4 panels)	3.23	16.15	32.29	36.60	41.98	44.13

The graph represents the Sabins (ft²) in the third octave band center frequencies in accordance with ASTM C423.

● 24mm Stone (Set of 4 panels)



Acoustic Performance - ISO A_{obj}, m²


Frequency (Hz)	125	250	500	1000	2000	4000
24mm Stone (Set of 4 panels)	0.30	1.50	3.00	3.40	3.90	4.10

The graph represents the equivalent sound absorption per object (A_{obj}) in the third octave band center frequencies in accordance with ISO 20189. Measurement used Pink Noise as excitation signal in a reverberant room.

● 24mm Stone (Set of 4 panels)

Ceiling Panles

Reference Projects



Stone Ceiling Panles

Additional Information

Online Resources

A variety of resources are available online for all of our products. Please visit the product's page for more information.



CAD files



Spec sheets and
Installation Guide



Colour families



Instruction
videos



Associated
products specs.

Ordering Process

Our experienced team of Project Consultants will guide and support you throughout the order process. We fulfill the majority of our orders in as little as 21 days¹ from your first point of contact, allowing you to focus on what truly matters to you.



Contact our
consultant

Quote¹

48h



Order Confirmation

Production¹

14-21 days



Dispatch

Transit

location based



Delivery

Contact Us

Ready to make an impact? We are just an email or call away to discuss your project and answer any question.




+41 41 244 14 00



connect@impactacoustic.com



Online form



¹ - Quote and Production times may vary.

**#We
Make An
Impact**

connect@impactacoustic.com | www.impactacoustic.com