


FEAL



45 MILL

PROZORI I VRATA
WINDOWS AND DOORS

Knjiga B / *Book B*

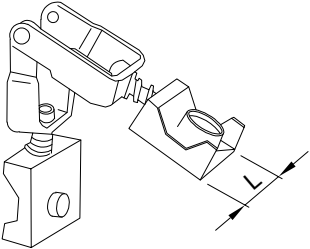
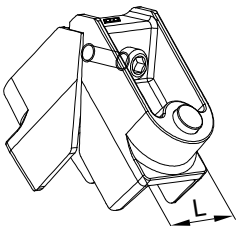
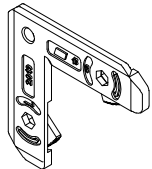
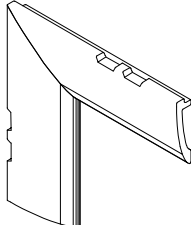
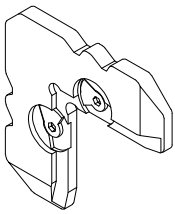
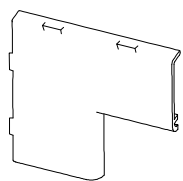
SADRŽAJ
CONTENT

| | | |
|----|------------------------|------------|
| 06 | VEZNI ELEMENTI | 103.06.000 |
| 06 | CONNECTION ELEMENTS | 103.06.000 |
| 07 | PVC ELEMENTI | 103.07.000 |
| 07 | PVC ELEMENTS | 103.07.000 |
| 08 | MEHANIZMI | 103.08.000 |
| 08 | MECHANISMS | 103.08.000 |
| 09 | BRTVE | 103.09.000 |
| 09 | GASKETS | 103.09.000 |
| 10 | DODACI | 103.10.000 |
| 10 | ACCESSORIES | 103.10.000 |
| 11 | OBRADA I MONTAŽA | 103.11.000 |
| 11 | PROCESSING AND MONTAGE | 103.11.000 |
| 12 | REZNE LISTE | 103.12.000 |
| 12 | CUTTING LISTS | 103.12.000 |

Vezni elementi

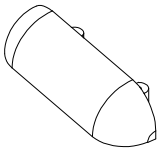
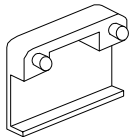

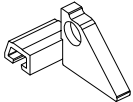
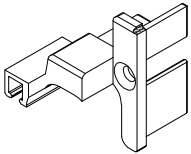
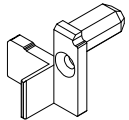
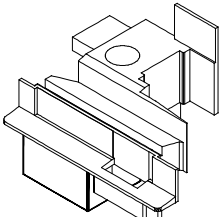
Connection elements

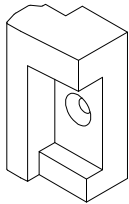
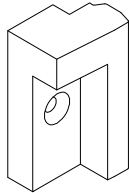
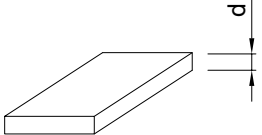
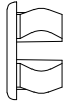
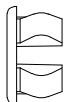
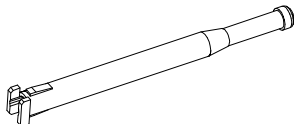
| Oznaka Code | Izgled-presjek View-cross section | Opis Description | Materijal Material | Napomena Remark |
|----------------|--|---|-----------------------|--------------------|
| 710.450 |  | - Kutna spojnica 14.6, L=28.5 - Corner bracket 14.6, L=28.5 | Al. | |
| 710.458 |  M8x13 | - Kutna spojnica 14.6, L=28.5 (s vijcima) - Corner bracket 14.6, L=28.5 (with screws) | Al. | |
| 710.059 |  | - Kutna spojnica 34.6, L=28.5 - Corner bracket 34.6, L=28.5 | Al. | |
| 710.072 |  M8x13 | - Kutna spojnica 34.6, L=28.5 (s vijcima) - Corner bracket 34.6, L=28.5 (with screws) | Al. | |
| 710.208 |  M8x13 | - Kutna spojnica 24.6, L=41.6 (s vijcima) - Corner bracket 24.6, L=41.6 (with screws) | Al. | |
| 730.008 |  | - Kutna spojnica 14.5, L=28.5 (Stara oznaka: 0409, 1001) - Corner bracket 14.5, L=28.5 (Former code: 0409, 1001) | Al. | |

| Oznaka Code | Izgled-presjek View-cross section | Opis Description | Materijal Material | Napomena Remark |
|----------------|---|---|-----------------------|--------------------|
| 731.001 |  | <ul style="list-style-type: none"> - Kutna spojnica za promjenjivi kut 14.5, L=26.9 - Oznaka proizvođača Monticelli: 0909 - Corner bracket for variable angle 14.5, L=26.9 - Manufacturer code Monticelli: 0909 | Al. Čelik | |
| 730.009 |  | <ul style="list-style-type: none"> - Kutna spojnica 34.6, L=28.5 (Stara oznaka: 0447, 2001) - Corner bracket 34.6, L=28.5 (Former code: 0447, 2001) | Al. | |
| 731.010 |  | <ul style="list-style-type: none"> - Kutna spojnica za komoru 19.1x1.6 - Oznaka proizvođača Monticelli: 2019 - Corner bracket for chamber 19.1x1.6 - Manufacturer code Monticelli: 2019 | Al. | |
| 730.005 |  | <ul style="list-style-type: none"> - Kutna spojnica za komoru 27.5x4 (Stara oznaka: K65-01) - Corner bracket for chamber 27.5x4 (Former code: K65-01) | Al. | |
| 730.010 |  | <ul style="list-style-type: none"> - Kutna spojnica za komoru 27x6.5 (Stara oznaka: 5001) - Corner bracket for chamber 27x6.5 (Former code: 5001) | Al. | |
| 730.003 |  | <ul style="list-style-type: none"> - Kutna spojnica za komoru 27x6.5 (Stara oznaka: 0366) - Corner bracket for chamber 27x6.5 (Former code: 0366) | PVC | |

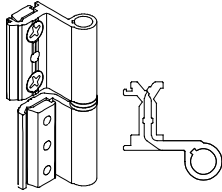
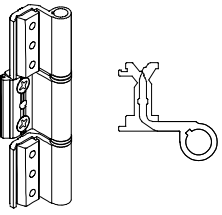
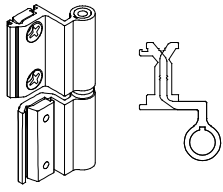
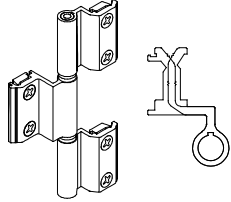
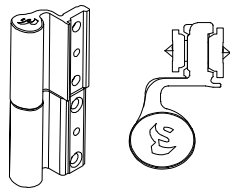
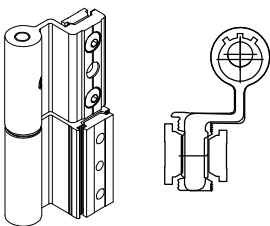
| Oznaka Code | Izgled-presjek View-cross section | Opis Description | Materijal Material | Napomena Remark |
|----------------|--------------------------------------|---|-----------------------|--------------------|
| 710.536 | | - Kutna spojnica 2, L=8.5 - Corner bracket 2, L=8.5 | Al. | |
| 710.537 | | - Kutna spojnica 2, L=13 - Corner bracket 2, L=13 | Al. | |
| 730.001 | | - Kutna spojnica za komoru 4.8x2 (Stara oznaka: G112, 0365) - Corner bracket for chamber 4.8x2 (Former code: G112, 0365) | Inox | |
| 730.002 | | - Kutna spojnica za komoru 4.8x2 (Stara oznaka: G112/A) - Corner bracket for chamber 4.8x2 (Former code: G112/A) | Inox | |
| 710.066 | M8x13 imbus M6x10 | - Veznik L=14.7 (Stara oznaka: E-200) - Connector L=14.7 (Former code: E-200) | Al. | |
| 710.179 | M8x13 imbus M6x10 | - Veznik L=34.8 - Connector L=34.8 | Al. | |

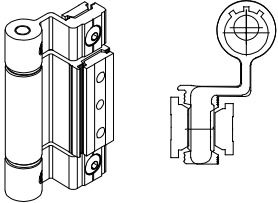
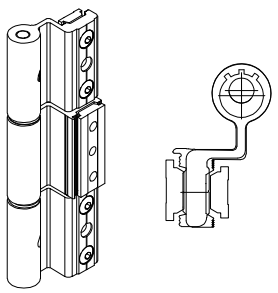
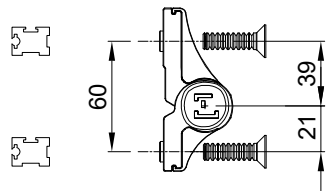
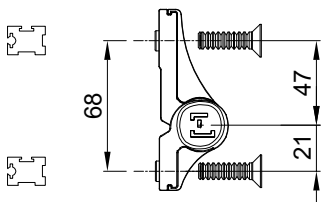
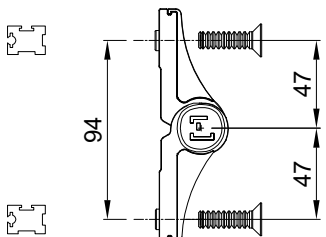
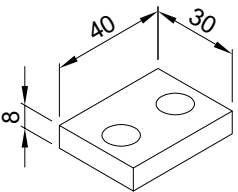
PVC elementi
PVC elements

| Oznaka Code | Izgled-presjek View-cross section | Opis Description | Materijal Material | Napomena Remark |
|---------------------------------|---|---|---------------------------|--------------------|
| 370.070.01 03 |  | <ul style="list-style-type: none"> - Maska s klapnom za drenažni otvor - Oznaka proizvođača Master: 2145 - Boje: 01- bijela; 03- crna - Drainage slot mask with a flap - Manufacturer code Master: 2145 - Color: 01- white; 03- black | PVC | |
| 373.003.01 02 03 |  | <ul style="list-style-type: none"> - Maska za drenažni otvor - Boje: 01- bijela; 02-siva; 03- crna (Stara oznaka 2328) - Drainage slot mask - Color: 01- white; 02- gray; 03- black (Former code: 2328) | PVC | |
| 373.002 |  | <ul style="list-style-type: none"> - Umetak za profil okapnice Z40-657 (Stara oznaka: PRO 23) - End insert for the drip cap profile Z40-657 (Former code: PRO 23) | PVC | Par Pair |
| 373.055 |  | <ul style="list-style-type: none"> - Umetak za profil okapnice F-1567 - End insert for the drip cap profile F-1567 | PVC | Par Pair |
| 373.050 |  | <ul style="list-style-type: none"> - Umetak za profil F-1675 - End insert for the profile F-1675 | PVC | Par Pair |
| 363.065 |  | <ul style="list-style-type: none"> - Umetak za profil okapnice F-1483 - End insert for the drip cap profile F-1483 | Tvrda guma Hard rubber | Par Pair |
| 363.007 |  | <ul style="list-style-type: none"> - Umetak za profil kombatute M45-708 (otvaranje unutra) - End insert for flying mullion profile M45-708 (inward opening) | Tvrda guma Hard rubber | Par Pair |

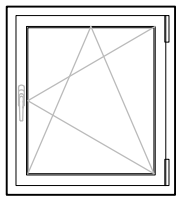
| Oznaka Code | Izgled-presjek View-cross section | Opis Description | Materijal Material | Napomena Remark |
|-------------------------------|---|--|-----------------------|--------------------|
| 371.031 |  | <ul style="list-style-type: none"> - PVC umetak za ram - boje: crna i siva - PVC insert for frame - color: black and gray | PVC | |
| 371.032 |  | <ul style="list-style-type: none"> - PVC umetak za ram - boje: crna i siva - PVC insert for frame - color: black and gray | PVC | |
| 370.000 370.001 370.002 |  | <ul style="list-style-type: none"> - Podmetači za staklo - Glazing packers <p>d=3 mm.....370.000 d=5 mm.....370.001 d=7mm.....370.002</p> <p>(L x H = 18 x 27 mm)</p> | PVC | |
| 370.023 |  | <ul style="list-style-type: none"> - Čep za maskiranje rupe Ø10 mm - Cap for drilled hole Ø10 mm | PVC | |
| 370.024 |  | <ul style="list-style-type: none"> - Čep za maskiranje rupe Ø12 mm - Cap for drilled hole Ø12 mm | PVC | |
| 360.009 |  | <ul style="list-style-type: none"> - Sustav odvodnje kapljevina Monodrain - Oznaka proizvođača Monodrain: 302006 - Drainage system Monodrain - Manufacturer code Monodrain: 302006 | Guma Rubber | |

Mehanizmi Mechanisms

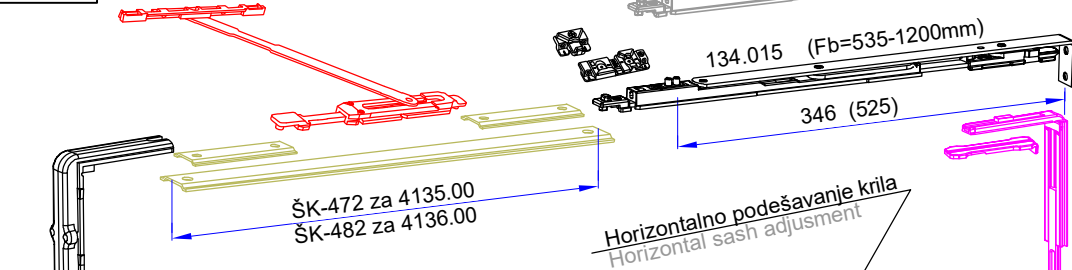

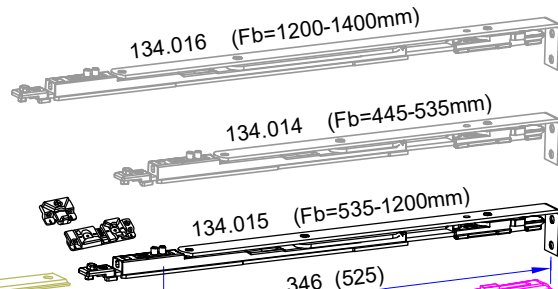
| Oznaka Code | Izgled-presjek View-cross section | Opis Description | Materijal Material | Napomena Remark |
|------------------------|---|--|-----------------------|--------------------|
| 111.001.01 02 03 |  | <ul style="list-style-type: none"> - Dvodijelna šarka EURO ŽLIJEB - Stara oznaka: E-100 - Boje: 01- bijela; 02 - siva; 03 - crna - Two-part hinge EURO GROOVE - Former code: E-100 - Color: 01- white; 02 - gray; 03 - black | | |
| 111.002.01 02 03 |  | <ul style="list-style-type: none"> - Trodijelna šarka EURO ŽLIJEB - Stara oznaka: E-120 - Boje: 01- bijela; 02 - siva; 03 - crna - Three-part hinge EURO GROOVE - Former code: E-120 - Color: 01- white; 02 - gray; 03 - black | | |
| 111.003.01 02 03 |  | <ul style="list-style-type: none"> - Dvodijelna šarka EURO ŽLIJEB (otvaranje vani) - Stara oznaka: EV-110 - Boje: 01- bijela; 02 - siva; 03 - crna - Two-part hinge EURO GROOVE (opening outward) - Former code: EV-110 - Color: 01- white; 02 - gray; 03 - black | | |
| 111.004.01 02 03 |  | <ul style="list-style-type: none"> - Trodijelna šarka EURO ŽLIJEB (otvaranje vani) - Stara oznaka: EV-130 - Boje: 01- bijela; 02 - siva; 03 - crna - Three-part hinge EURO GROOVE (opening outward) - Former code: EV-130 - Color: 01- white; 02 - gray; 03 - black | | |
| 114.001.01 02 03 |  | <ul style="list-style-type: none"> - Dvodijelna šarka-EURO ŽLIJEB - Oznaka proizvođača Stublina: 2006.00.310 -bijela 315 -siva 313 -crna - Boje: 01- bijela; 02 - siva; 03 - crna - Two-part hinge-EURO GROOVE - Manufacturer code Stublina: 2006.00.310 -white 315 -gray 313 -black - Color: 01- white; 02 - gray; 03 - black | | |
| 114.004.01 02 03 |  | <ul style="list-style-type: none"> - Dvodijelna šarka-EURO ŽLIJEB - Oznaka proizvođača Stublina: 2024.00.310 -bijela 315 -siva 313 -crna - Boje: 01- bijela; 02 - siva; 03 - crna - Two-part hinge-EURO GROOVE - Manufacturer code Stublina: 2024.00.310 -white 315 -gray 313 -black - Color: 01- white; 02 - gray; 03 - black | | |

| Oznaka Code | Izgled-presjek View-cross section | Opis Description | Materijal Material | Napomena Remark |
|------------------------|---|--|-----------------------|--------------------|
| 114.005.01 02 03 |  | <ul style="list-style-type: none"> - Trodijelna šarka-EURO ŽLIJEB - Oznaka proizvođača Stublina: 2129.00.310 -bijela 315 -siva 313 -crna - Boje: 01- bijela; 02 - siva;03 - crna - Three-part hinge-EURO GROOVE - Manufacturer code Stublina: 2129.00.310 -white 315 -gray 313 -black - Color: 01- white; 02 - gray;03 - black | | |
| 114.006.01 02 03 |  | <ul style="list-style-type: none"> - Trodijelna šarka-EURO ŽLIJEB - Oznaka proizvođača Stublina: 2124.00.310 -bijela 315 -siva 313 -crna - Boje: 01- bijela; 02 - siva;03 - crna - Three-part hinge-EURO GROOVE - Manufacturer code Stublina: 2124.00.310 -white 315 -gray 313 -black - Color: 01- white; 02 - gray;03 - black | | |
| 113.008.01 02 03 |  | <ul style="list-style-type: none"> - Dvodijelna šarka OSNO 60 - Oznaka proizvođača ALU-B: Max3D 60 - Boje: 01- bijela; 02 - siva;03 - crna - Two-part hinge axial distance 60 - Manufacturer code ALU-B: Max3D 60 - Color: 01- white; 02 - gray;03 - black | Al. Čelik Steel | |
| 113.009.01 02 03 |  | <ul style="list-style-type: none"> - Dvodijelna šarka OSNO 68 - Oznaka proizvođača ALU-B: Max3D 68 - Boje: 01- bijela; 02 - siva;03 - crna - Two-part hinge axial distance 68 - Manufacturer code ALU-B: Max3D 68 - Color: 01- white; 02 - gray;03 - black | Al. Čelik Steel | |
| 113.011.01 02 03 |  | <ul style="list-style-type: none"> - Dvodijelna šarka OSNO 94 - Oznaka proizvođača ALU-B: Max3D 94 - Boje: 01- bijela; 02 - siva;03 - crna - Two-part hinge axial distance 94 - Manufacturer code ALU-B: Max3D 94 - Color: 01- white; 02 - gray;03 - black | Al. Čelik Steel | |
| 113.016.01 02 03 |  | <ul style="list-style-type: none"> - Podložna pločica d=8mm - Oznaka proizvođača ALU-B: 02108 - Boje: 01- bijela; 02 - siva;03 - crna - Washer plate d=8mm - Manufacturer code ALU-B: 02108 - Color: 01- white; 02 - gray;03 - black | Al. | |

OTKLOPNO-ZAOKRETNI MEHANIZAM - STUBLINA (art.4135.00) TILT-TURN MECHANISM - STUBLINA (art.4135.00)



Nosivost max. 100 Kg / 130 Kg
Load max. 100 Kg / 130 Kg
Fb= Širina krila /Sash width



*) boja / color:
01 bijela / white
02 siva / gray
03 crna / black

Osnovni okov: Basic hardware:

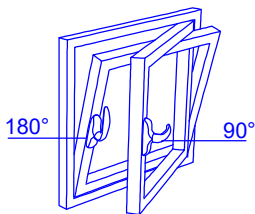
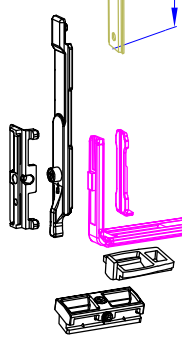
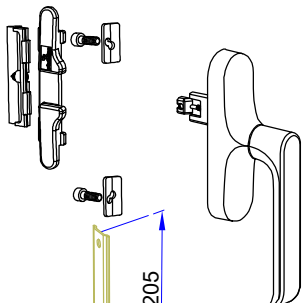
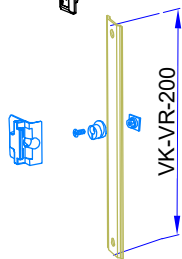
- 134.026 osnovni set: pogonski mehanizam s ravnom ručkom, škarama (134.015) i šarkama. *)
basic set: drive gear with flat handle, friction stays (134.015) and hinges
- 134.014 škarice 134.014 / 134.016 **)
- 134.016 škarice 134.014 / 134.016 **)

**) Napomena / Remark:

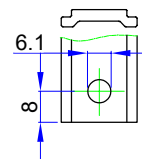
- Škarice 134.015 (za širinu krila Fb=535-1200mm) se nalaze u osnovnom setu 134.026.
- Škarice 134.014 (Fb=445-535mm) su u setu 134.030, a škarice 134.016 (Fb=1200-1400mm) su u setu 134.031.
- Friction stays 134.015 (for sash width Fb=535-1200mm) are in the basic set 134.026.
- Friction stays 134.014 (Fb=445-535mm) are in the set 134.030, and friction stays 134.016 (Fb=1200-1400mm) are in the set 134.031.

Dodatni okov: Additional hardware:

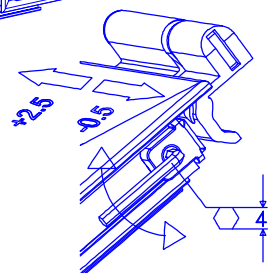
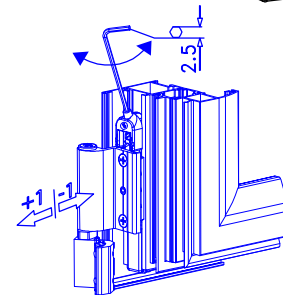
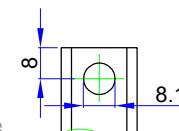
- 134.002 dodatni set ključanja po širini i visini
additional set for horizontal and vertical locking
- 134.003 dodatne škarice za širinu krila 1200-1600 mm
additional friction stays for sash width 1200-1600 mm
- 134.004 dodatno ključanje
additional locking
- 134.005 dodatno ključanje
additional locking
- 134.024 dodatni umetak gornje šarke za nosivost do 130kg
additional upper hinge insert for weight load up to 130kg
- klizač
slide profile



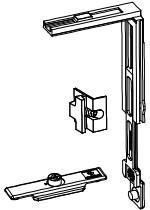
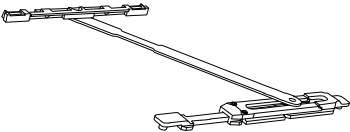
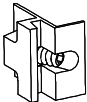

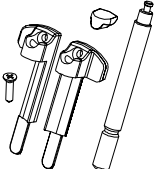
Na krajevima pogonskih letvi izbušiti otvore po dimenzijama prema detalju:
On the ends of driving rails drill holes according to the detail dimensions:



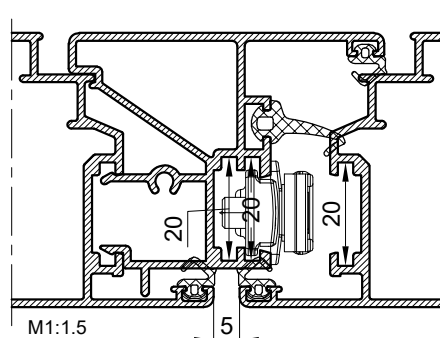
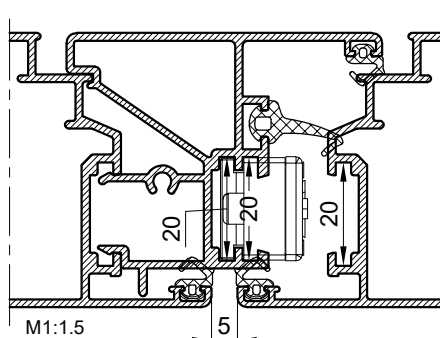
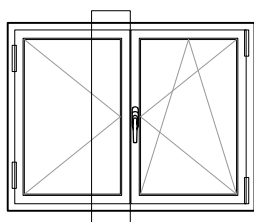
Ako se koriste adapteri na krajevima pogonskih letvi izbušiti otvore po dimenzijama prema detalju:
If the adaptors are used, on the ends of driving rails drill holes according to the detail dimensions:



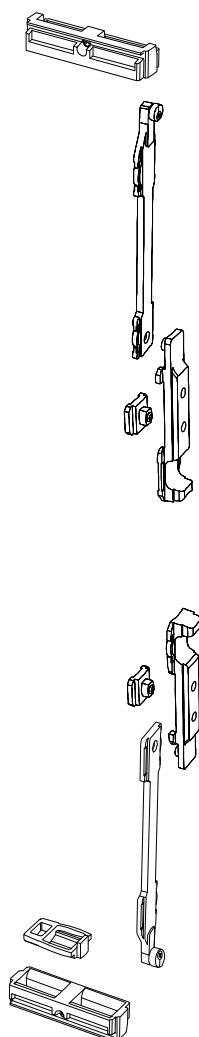
| Oznaka Code | Izgled-presjek View-cross section | Opis Description | Materijal Material | Napomena Remark |
|---|--------------------------------------|---|-----------------------|--------------------|
| 134.026.01 02 03 | | <ul style="list-style-type: none"> - Osnovni set: Otklopno-zaokretni mehanizam - Oznaka proizvođača Stublina: 4135.00.310 - bijela 4135.00.315 - siva 4135.00.313 - crna - Boje: 01- bijela; 02 - siva; 03 - crna - Škare (134.015) za širinu krila 535-1200 mm (ručka ravna; donja šarka ima podešavanje u dvije osi) - Basic set: Tilt and turn mechanism - Manufacturer code Stublina: 4135.00.310 - white 4135.00.315 - gray 4135.00.313 - black - Color: 01- white; 02 - gray; 03 - black - Friction stays (134.015) for sash width from 535 to 1200 mm. (flat handle; lower hinge has two-axial adjustment) | | |
| 134.030.01 02 03 | | <ul style="list-style-type: none"> - Osnovni set: Otklopno-zaokretni mehanizam - Oznaka proizvođača Stublina: 4136.00.310 - bijela 4136.00.315 - siva 4136.00.313 - crna - Boje: 01- bijela; 02 - siva; 03 - crna - Škare (134.014) za širinu krila 445-535 mm (ručka ravna; donja šarka ima podešavanje u dvije osi) - Tilt and turn mechanism - Manufacturer code Stublina: 4136.00.310 - white 4136.00.315 - gray 4136.00.313 - black - Color: 01- white; 02 - gray; 03 - black - Friction stays (134.014) for sash width from 445 to 535 mm. (flat handle; lower hinge has two-axial adjustment) | | |
| 134.031.01 02 03 | | <ul style="list-style-type: none"> - Osnovni set: Otklopno-zaokretni mehanizam - Oznaka proizvođača Stublina: 4137.00.310 - bijela 4137.00.315 - siva 4137.00.313 - crna - Boje: 01- bijela; 02 - siva; 03 - crna - Škare (134.016) za širinu krila 1200-1400 mm (ručka ravna; donja šarka ima podešavanje u dvije osi) - Tilt and turn mechanism - Manufacturer code Stublina: 4137.00.310 - white 4137.00.315 - gray 4137.00.313 - black - Color: 01- white; 02 - gray; 03 - black - Friction stays (134.016) for sash width from 1200 to 1400 mm. (flat handle; lower hinge has two-axial adjustment) | | |

| Oznaka Code | Izgled-presjek View-cross section | Opis Description | Materijal Material | Napomena Remark |
|----------------|---|--|-----------------------|--------------------|
| 134.002 |  | <ul style="list-style-type: none"> - Dodatni set ključanja po širini i visini - Oznaka proizvođača Stublina: 4010.40 - Additional set for horizontal and vertical locking - Manufacturer code Stublina: 4010.40 | AlSi Zamak | |
| 134.003 |  | <ul style="list-style-type: none"> - Dodatne škare za širinu krila 1200-1600 mm - Oznaka proizvođača Stublina: 4010.50 - Additional friction stays for sash width 1200-1600 mm - Manufacturer code Stublina: 4010.50 | | |
| 134.004 |  | <ul style="list-style-type: none"> - Dodatno ključanje - prihvatnik zapinjača - Oznaka proizvođača Stublina: 4010.03 - Additional locking - striker - Manufacturer code Stublina: 4010.03 | | |
| 134.005 |  | <ul style="list-style-type: none"> - Dodatno ključanje - zapinjač - Oznaka proizvođača Stublina: 4010.27 - Additional locking - adjustable fastening pawl - Manufacturer code Stublina: 4010.27 | | |
| 134.024 |  | <ul style="list-style-type: none"> - Dodatni umetak gornje šarke za nosivost do 130kg - Oznaka proizvođača Stublina: 4018.30.50U - Additional upper hinge insert for weight load up to 130kg - Manufacturer code Stublina: 4018.30.50U | | |
| | | | | |

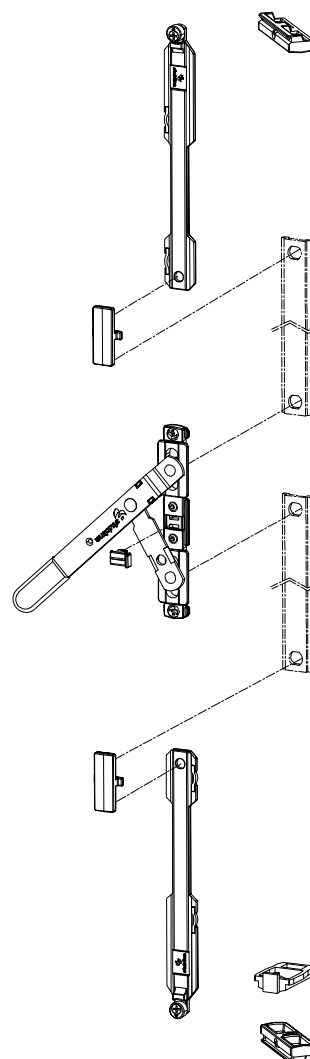
OKOV ZA FIKSIRANJE POMOĆNOG KRILA - STUBLINA
LOCKING MECHANISM FOR AUXILIARY SASH - STUBLINA


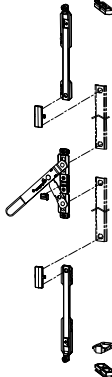
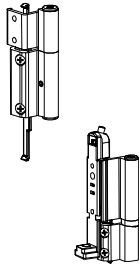
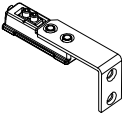



- **134.001** Okov za fiksiranje pomoćnog krila u dvije točke (montiranje okova u kombatutu)
- Oznaka proizvođača Stublina: 4001.00
- **134.001** Locking mechanism for auxiliary sash in two points (mechanism in the flying mullion)
- Manufacturer code Stublina: 4001.00



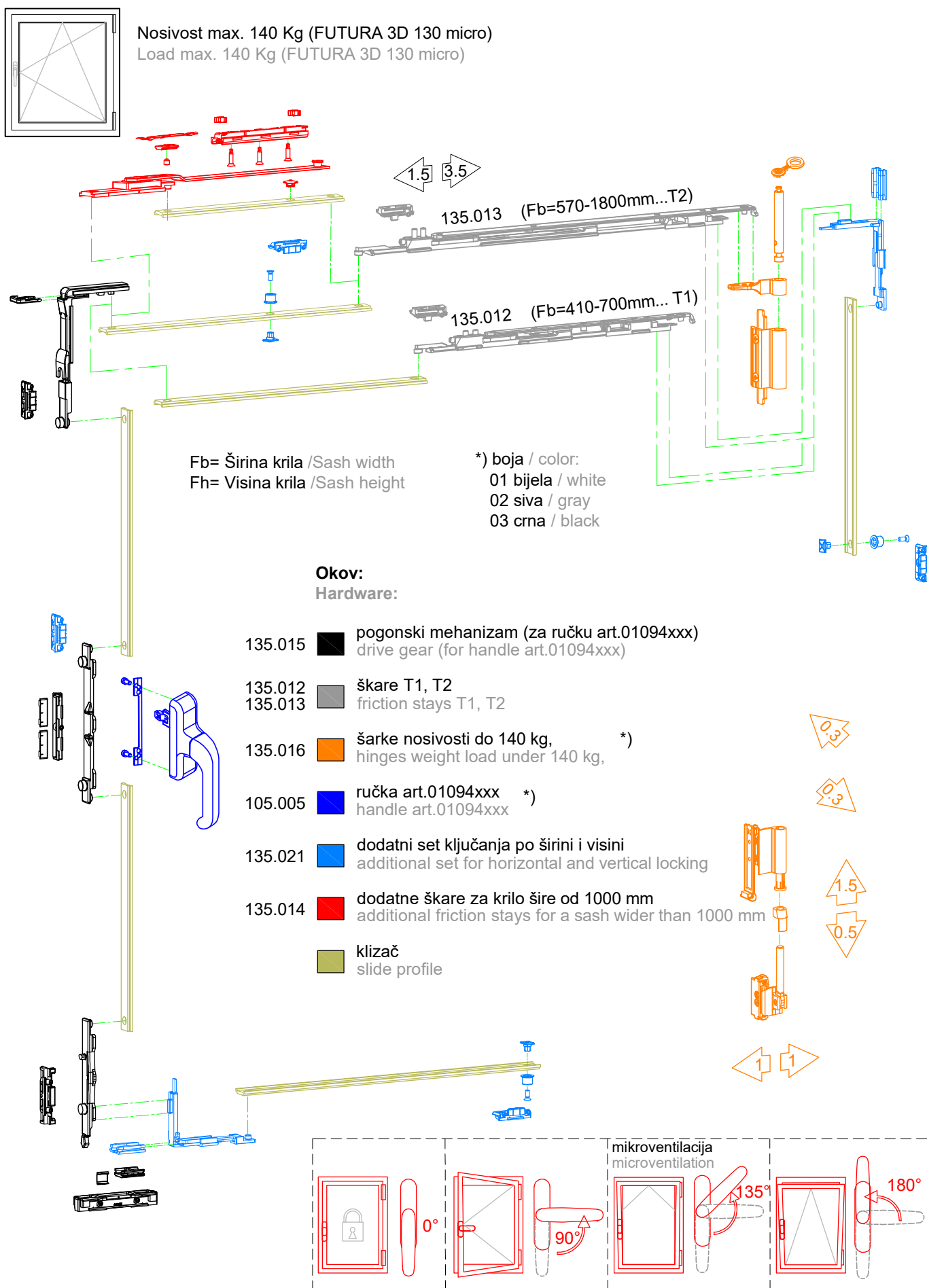
- **134.029** Okov za fiksiranje pomoćnog krila u dvije točke (montiranje okova u kombatutu)
- Oznaka proizvođača Stublina: 4106.00
- **134.029** Locking mechanism for auxiliary sash in two points (mechanism in the flying mullion)
- Manufacturer code Stublina: 4106.00




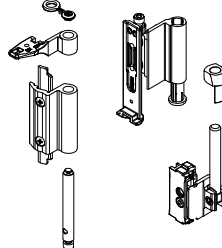
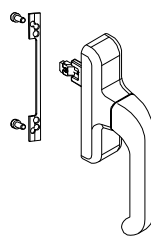
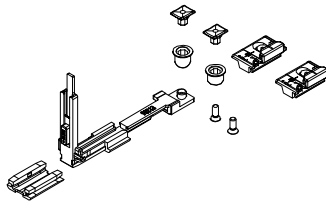


| Oznaka Code | Izgled-presjek View-cross section | Opis Description | Materijal Material | Napomena Remark |
|------------------------|---|--|-----------------------|--------------------|
| 134.001 |  | <ul style="list-style-type: none"> - Okov za fiksiranje pomoćnog krila u dvije točke (montiranje okova u kombatutu) - Oznaka proizvođača Stublina: 4001.00 - Locking mechanism for auxiliary sash in two points (mechanism in the flying mullion) - Manufacturer code Stublina: 4001.00 | | |
| 134.029 |  | <ul style="list-style-type: none"> - Okov za fiksiranje pomoćnog krila u dvije točke (montiranje okova u kombatutu) - Oznaka proizvođača Stublina: 4106.00 - Locking mechanism for auxiliary sash in two points (mechanism in the flying mullion) - Manufacturer code Stublina: 4106.00 | | |
| 134.037.01 02 03 |  | <ul style="list-style-type: none"> - Šarke nosivosti do 100 kg - Donja šarka ima podešavanje u dvije osi - Oznaka proizvođača Stublina: 4035.30.310 -bijela 4035.30.315 -siva 4035.30.313 -crna - Boje: 01- bijela; 02 - siva;03 - crna - Hinges weight load under 100 kg - Lower hinge has two-axial adjustment - Manufacturer code Stublina: 4035.30.310 - white 4035.30.315 - gray 4035.30.313 - black - Color: 01- white; 02 - gray;03 - black | | |
| 134.038 |  | <ul style="list-style-type: none"> - Dodatni element za šarke 4035.30.xxx - (samo za gornju šarku) - Oznaka proizvođača Stublina: 4047.00 - Additional element for hinges 4035.30.xxx - (only for the top hinge) - Manufacturer code Stublina: 4047.00 | | |
| 134.023 |  | <ul style="list-style-type: none"> - Dodatno (pasivno) ključanje - Oznaka proizvođača Stublina: 4045.00 - Additional (passive) locking - Manufacturer code Stublina: 4045.00 | | |

OTKLOPNO-ZAKRETNI MEHANIZAM - GIESSE FUTURA 3D (130 micro) STANDARD TILT-TURN MECHANISM - GIESSE FUTURA 3D (130 micro) STANDARD

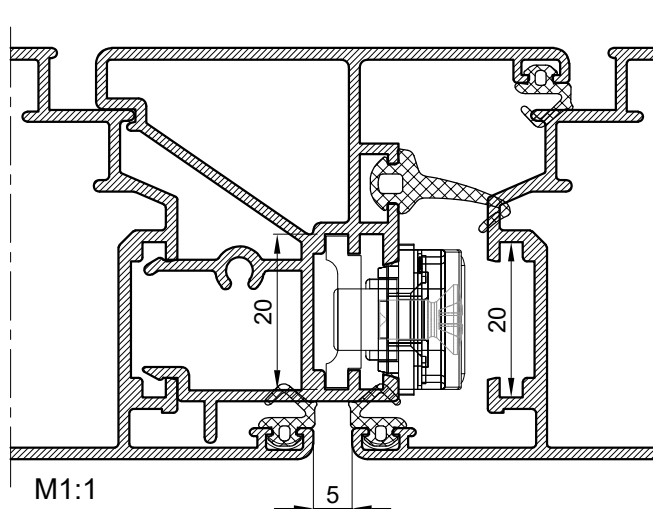
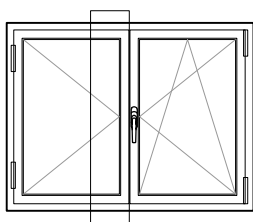
Nosivost max. 140 Kg (FUTURA 3D 130 micro)
Load max. 140 Kg (FUTURA 3D 130 micro)



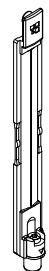
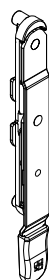
| Oznaka Code | Izgled-presjek View-cross section | Opis Description | Materijal Material | Napomena Remark |
|------------------------|---|--|-----------------------|--------------------|
| 135.015 |  | <ul style="list-style-type: none"> - Pogonski mehanizam za FUTURA 3D 130 micro (...ručka 01094xxx) - Oznaka proizvođača Giese: 04704000 - Drive gear for FUTURA 3D 130 micro (... handle 01094xxx) - Manufacturer code Giese: 04704000 | | |
| 135.012 |  | <ul style="list-style-type: none"> - Škare T1 za širinu krila 410-700 mm - Oznaka proizvođača Giese: 04284000 - Friction stays T1 for sash width 410-700 mm - Manufacturer code Giese: 04284000 | | |
| 135.013 |  | <ul style="list-style-type: none"> - Škare T2 za širinu krila 570-1800 mm - Oznaka proizvođača Giese: 04285000 - Friction stays T2 for sash width 570-1800 mm - Manufacturer code Giese: 04285000 | | |
| 135.016.01 02 03 |  | <ul style="list-style-type: none"> - Šarke nosivosti do 140 kg - Oznaka proizvođača Giese: 04711410 - bijela 04711376 - siva 04711500 - crna - Boje: 01- bijela; 02 - siva; 03 - crna - Hinges weight load under 140 kg - Manufacturer code Giese: 04711410 - white 04711376 - gray 04711500 - black - Color: 01- white; 02 - gray; 03 - black | | |
| 105.005.01 02 03 |  | <ul style="list-style-type: none"> - Ručka; (LA 86/104mm), FUTURA 3D (130 micro) - Oznaka proizvođača Giese: 01094410 -bijela 01094376 -siva 01094500 -crna - Boje: 01- bijela; 02 - siva; 03 - crna - Handle; (LA 86/104mm), FUTURA 3D (130 micro) - Manufacturer code Giese: 01094410 -white 01094376 -gray 01094500 -black - Colors: 01- white; 02 - gray; 03 - black | | |
| 135.021 |  | <ul style="list-style-type: none"> - Dodatni set ključanja po širini i visini za krilo dimenzija L>1000 mm i H>1200mm - Oznaka proizvođača Giese: 04770000 - Additional set for horizontal and vertical locking for sash dimensions L>1000 mm and H>1200 mm - Manufacturer code Giese: 04770000 | | |


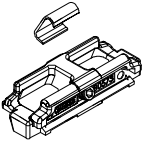
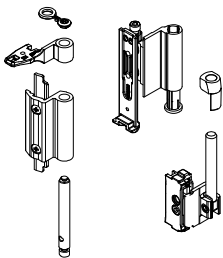
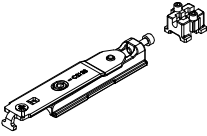
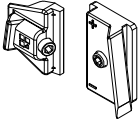

| Oznaka Code | Izgled-presjek View-cross section | Opis Description | Materijal Material | Napomena Remark |
|----------------|---|--|-----------------------|--------------------|
| 135.014 |  | <ul style="list-style-type: none"> - Dodatne škare za krilo šire od 1000 mm - Oznaka proizvođača Giesse: 04301000 - Additional friction stays for a sash wider than 1000 mm - Manufacturer code Giesse: 04301000 | | |
| 135.029 |  | <ul style="list-style-type: none"> - Dodatno ključanje - zapinjač - Oznaka proizvođača Giesse: 04030000 - Additional locking - adjustable fastening pawl - Manufacturer code Giesse: 04030000 | | |
| 143.042 |  | <ul style="list-style-type: none"> - Dodatno ključanje - prihvatnik zapinjača - Oznaka proizvođača Giesse: 01347000 - Additional locking - striker - Manufacturer code Giesse: 01347000 | | |
| | | | | |
| | | | | |
| | | | | |
| | | | | |
| | | | | |

OKOV ZA FIKSIRANJE POMOĆNOG KRILA - GIESSE
LOCKING MECHANISM FOR AUXILIARY SASH - GIESSE

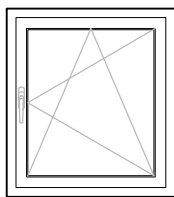


- **143.043** Okov za fiksiranje pomoćnog krila u dvije točke (montiranje okova u kombatutu)
- Oznaka proizvođača Giesse: 02191K
- **143.043** Locking mechanism for auxiliary sash in two points (mechanism in the flying mullion)
- Manufacturer code Giesse: 02191K

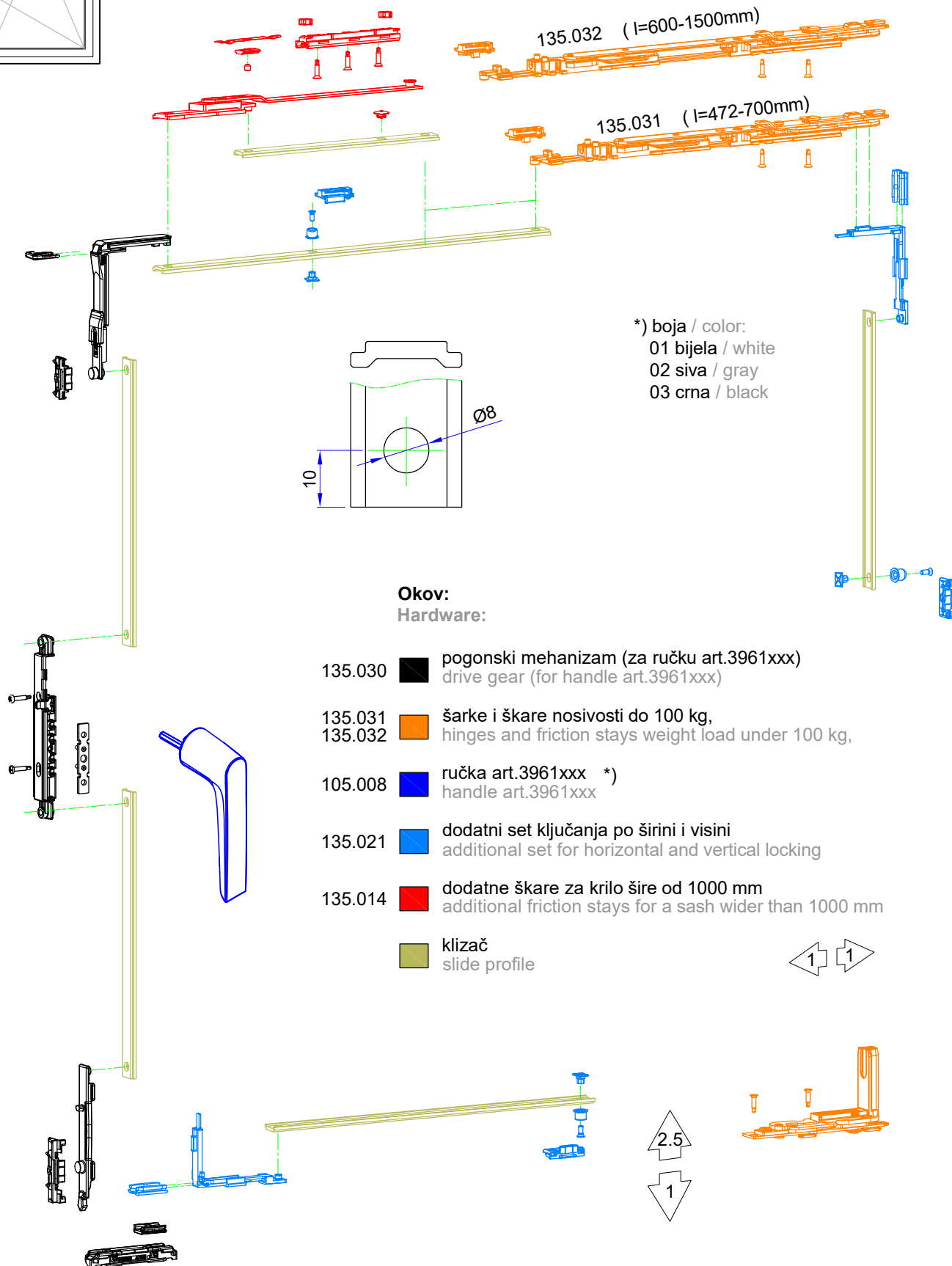


| Oznaka Code | Izgled-presjek View-cross section | Opis Description | Materijal Material | Napomena Remark |
|------------------------|---|--|-----------------------|--------------------|
| 143.043 |  | <ul style="list-style-type: none"> - Okov za fiksiranje pomoćnog krila u dvije točke (montiranje okova u kombatutu) - Oznaka proizvođača Giese: 02191K - Locking mechanism for auxiliary sash in two points (mechanism in flying mullion) - Manufacturer code Giese: 02191K | | |
| 143.046 |  | <ul style="list-style-type: none"> - Pihvat zapinjača - Oznaka proizvođača Giese: 01348K - Striker - Manufacturer code Giese: 01348K | | |
| 135.016.01 02 03 |  | <ul style="list-style-type: none"> - Šarke nosivosti do 140 kg - Oznaka proizvođača Giese: 04711410 - bijela 04711376 - siva 04711500 - crna - Boje: 01- bijela; 02 - siva;03 - crna - Hinges weight load under 140 kg - Manufacturer code Giese: 04711410 - white 04711376 - gray 04711500 - black - Color: 01- white; 02 - gray;03 - black | | |
| 135.041 |  | <ul style="list-style-type: none"> - Dodatni element za šarke 04711xxx (samo za gornju šarku) - Oznaka proizvođača Giese: 04728000 - Additional element for hinges 04711xxx (only for the top hinge) - Manufacturer code Giese: 04728000 | | |
| 143.045 |  | <ul style="list-style-type: none"> - Dodatno (pasivno) ključanje - Oznaka proizvođača Giese: 01350K - Additional (passive) locking - Manufacturer code Giese: 01350K | | |
| 143.050 |  | <ul style="list-style-type: none"> - Prikjučna šipka za radni mehanizam - Oznaka proizvođača Giese: 02187 - Connection rod for the operating mechanism - Manufacturer code Giese: 02187 | | |

SKRIVENI OTKLOPNO-ZAOKRETNI MEHANIZAM - GIESSE CHIC 3D 100 STANDARD CONCEALED TILT-TURN MECHANISM - GIESSE CHIC 3D 100 STANDARD




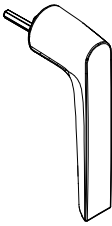
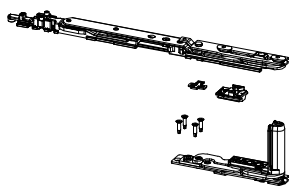
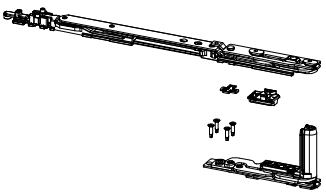
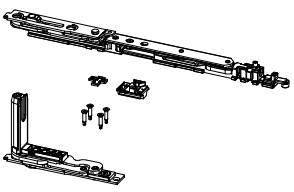
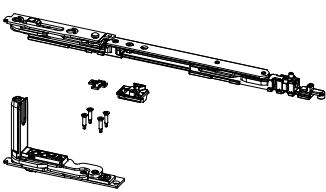
Nosivost max. 100 Kg (CHIC 3D 100) / 150 Kg (CHIC 3D 150)
Load max. 100 Kg (CHIC 3D 100) / 150 Kg (CHIC 3D 150)

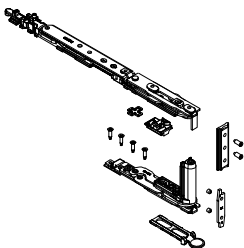
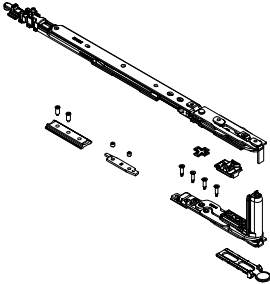
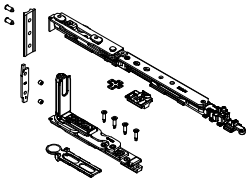
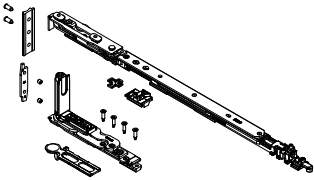
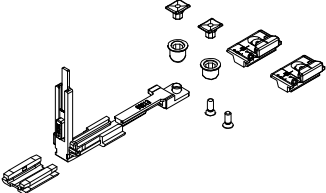
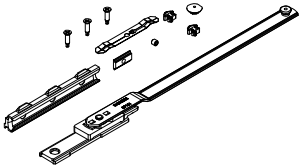


*) boja / color:
01 bijela / white
02 siva / gray
03 crna / black

Okov: Hardware:

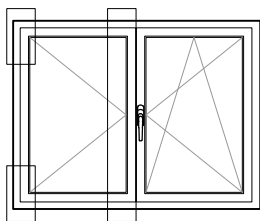
- 135.030 pogonski mehanizam (za ručku art.3961xxx)
drive gear (for handle art.3961xxx)
- 135.031 šarke i škare nosivosti do 100 kg,
135.032 hinges and friction stays weight load under 100 kg,
- 105.008 ručka art.3961xxx *)
handle art.3961xxx
- 135.021 dodatni set ključanja po širini i visini
additional set for horizontal and vertical locking
- 135.014 dodatne škare za krilo šire od 1000 mm
additional friction stays for a sash wider than 1000 mm
- klizač
slide profile

| Oznaka Code | Izgled-presjek View-cross section | Opis Description | Materijal Material | Napomena Remark |
|------------------------|---|--|-----------------------|--------------------|
| 135.030 |  | <ul style="list-style-type: none"> - Pogonski mehanizam za Ultra mehanizam (...ručka 03961xxx) - Oznaka proizvođača Giese: 0395200001 - Drive gear for Ultra mechanism (... handle 03961xxx) - Manufacturer code Giese: 0395200001 | | |
| 105.008.01 02 03 |  | <ul style="list-style-type: none"> - Ručka bez rozete, za Ultra mehanizam - Oznaka proizvođača Giese: 03961410 -bijela 03961376 -siva 03961500 -crna - Boje: 01- bijela; 02 - siva; 03 - crna - Handle without rosette, for Ultra mechanism - Manufacturer code Giese: 03961410 -white 03961376 -gray 03961500 -black - Colors: 01- white; 02 - gray; 03 - black | | |
| 135.031 |  | <ul style="list-style-type: none"> - Šarka+škara T1, desna za krilo širine 472-700 mm - Oznaka proizvođača Giese: 043550001 - Otvaranje krila do 180° - Za nosivost do 100kg - Hinge+friction stays T1, right for sash width 472-700 mm - Manufacturer code Giese: 043550001 - Sash opening up 180° - For weight load up to 100kg | | |
| 135.032 |  | <ul style="list-style-type: none"> - Šarka+škara T2, desna za krilo širine 600-1500 mm - Oznaka proizvođača Giese: 043560001 - Otvaranje krila do 180° - Za nosivost do 100kg - Hinge+friction stays T2, right for sash width 600-1500 mm - Manufacturer code Giese: 043560001 - Sash opening up 180° - For weight load up to 100kg | | |
| 135.033 |  | <ul style="list-style-type: none"> - Šarka+škara T1, lijeva za krilo širine 472-700 mm - Oznaka proizvođača Giese: 043550002 - Otvaranje krila do 180° - Za nosivost do 100kg - Hinge+friction stays T1, left for sash width 472-700 mm - Manufacturer code Giese: 043550002 - Sash opening up 180° - For weight load up to 100kg | | |
| 135.034 |  | <ul style="list-style-type: none"> - Šarka+škara T2, lijeva za krilo širine 600-1500 mm - Oznaka proizvođača Giese: 043560002 - Otvaranje krila do 180° - Za nosivost do 100kg - Hinge+friction stays T2, left for sash width 600-1500mm - Manufacturer code Giese: 043560002 - Sash opening up 180° - For weight load up to 100kg | | |


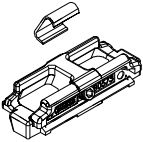

| Oznaka Code | Izgled-presjek View-cross section | Opis Description | Materijal Material | Napomena Remark |
|----------------|---|--|-----------------------|--------------------|
| 135.043 |  | <ul style="list-style-type: none"> - Šarka+škara T1, desna za krilo širine 472-700 mm - Oznaka proizvođača Giese: 0436500011 - Otvaranje krila do 180° - Za nosivost do 150 kg - Hinge+friction stays T1, right for sash width 472-700 mm - Manufacturer code Giese: 0436500011 - Sash opening up 180° - For weight load up to 150 kg | | |
| 135.044 |  | <ul style="list-style-type: none"> - Šarka+škara T2, desna za krilo širine 600-1600 mm - Oznaka proizvođača Giese: 0436600011 - Otvaranje krila do 180° - Za nosivost do 150 kg - Hinge+friction stays T2, right for sash width 600-1600 mm - Manufacturer code Giese: 0436600011 - Sash opening up 180° - For weight load up to 150 kg | | |
| 135.045 |  | <ul style="list-style-type: none"> - Šarka+škara T1, lijeva za krilo širine 472-700 mm - Oznaka proizvođača Giese: 0436500021 - Otvaranje krila do 180° - Za nosivost do 150 kg - Hinge+friction stays T1, left for sash width 472-700 mm - Manufacturer code Giese: 0436500021 - Sash opening up 180° - For weight load up to 150 kg | | |
| 135.046 |  | <ul style="list-style-type: none"> - Šarka+škara T2, lijeva za krilo širine 600-1600 mm - Oznaka proizvođača Giese: 0436600021 - Otvaranje krila do 180° - Za nosivost do 150 kg - Hinge+friction stays T2, left for sash width 600-1600 mm - Manufacturer code Giese: 0436600021 - Sash opening up 180° - For weight load up to 150 kg | | |
| 135.021 |  | <ul style="list-style-type: none"> - Dodatni set ključanja po širini i visini za krilo dimenzija L>1000 mm i H>1200 mm - Oznaka proizvođača Giese: 04770000 - Additional set for horizontal and vertical locking for sash dimensions L>1000 mm and H>1200 mm - Manufacturer code Giese: 04770000 | | |
| 135.014 |  | <ul style="list-style-type: none"> - Dodatne škare za krilo šire od 1000 mm - Oznaka proizvođača Giese: 04301000 - Additional friction stays for a sash wider than 1000 mm - Manufacturer code Giese: 04301000 | | |

| Oznaka Code | Izgled-presjek View-cross section | Opis Description | Materijal Material | Napomena Remark |
|----------------|---|---|-----------------------|--------------------|
| 135.023 |  | <ul style="list-style-type: none"> - Graničnik otvaranja krila, za L>500, od 25° do 120° - Oznaka proizvođača Giese: 02030000 - Sash opening limiter arm, for L>500, from 25° to 120° - Manufacturer code Giese: 02030000 | | |
| 135.035 |  | <ul style="list-style-type: none"> - Dodatni element za škaru, za dimenzije krila H<1200 mm, L>1000 mm - Oznaka proizvođača Giese: 04357000 - Additional element for friction stays, for sash dimensions H<1200 mm, L>1000 mm - Manufacturer code Giese: 04357000 | | |
| 135.036 |  | <ul style="list-style-type: none"> - Šablon za pozicioniranje škara - Oznaka proizvođača Giese: 03535 - Template for positioning friction stays - Manufacturer code Giese: 03535 | | |
| 135.029 |  | <ul style="list-style-type: none"> - Dodatno ključanje - zapinjač - Oznaka proizvođača Giese: 04030000 - Additional locking - adjustable fastening pawl - Manufacturer code Giese: 04030000 | | |
| 143.042 |  | <ul style="list-style-type: none"> - Dodatno ključanje - prihvatnik zapinjača - Oznaka proizvođača Giese: 01347000 - Additional locking - striker - Manufacturer code Giese: 01347000 | | |
| | | | | |
| | | | | |

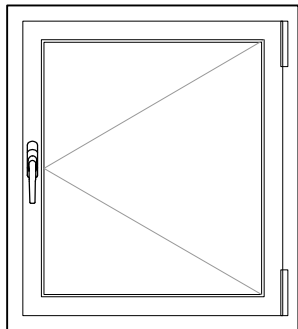
SKRIVENI OKOV ZA FIKSIRANJE POMOĆNOG KRILA - GIESSE CHIC 3D CONCEALED LOCKING MECHANISM FOR AUXILIARY SASH - GIESSE CHIC 3D



| Oznaka Code | Izgled-presjek View-cross section | Opis Description | Materijal Material | Napomena Remark |
|----------------|--------------------------------------|--|-----------------------|--------------------|
| 115.011 | | <ul style="list-style-type: none"> - Skrivene šarke za pomoćno krilo - lijeve - Oznaka proizvođača Giese: 043540002 - Za nosivost do 100kg - Concealed hinges for the auxiliary sash - left - Manufacturer code Giese: 043540002 - For weight load up to 100kg | | |
| 115.012 | | <ul style="list-style-type: none"> - Skrivene šarke za pomoćno krilo - desne - Oznaka proizvođača Giese: 043540001 - Za nosivost do 100kg - Concealed hinges for the auxiliary sash - right - Manufacturer code Giese: 043540001 - For weight load up to 100kg | | |
| 115.017 | | <ul style="list-style-type: none"> - Skrivene šarke za pomoćno krilo - lijeve - Oznaka proizvođača Giese: 0436400021 - Za nosivost do 150 kg - Concealed hinges for the auxiliary sash - left - Manufacturer code Giese: 0436400021 - For weight load up to 150 kg | | |
| 115.018 | | <ul style="list-style-type: none"> - Skrivene šarke za pomoćno krilo - desne - Oznaka proizvođača Giese: 0436400011 - Za nosivost do 150 kg - Concealed hinges for the auxiliary sash - right - Manufacturer code Giese: 0436400011 - For weight load up to 150 kg | | |
| 143.044 | | <ul style="list-style-type: none"> - Dodatno (pasivno) ključanje (za h=1200-1800 -1 kom, a preko 1800 -2 kom) - Oznaka proizvođača Giese: 04358000 - Additional (passive) locking (for h=1200-1800 -1 pc, and over 1800 -2 pcs) - Manufacturer code Giese: 04358000 | | |

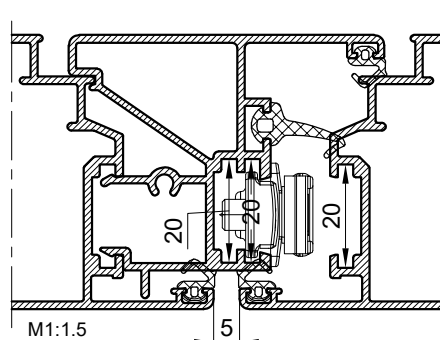
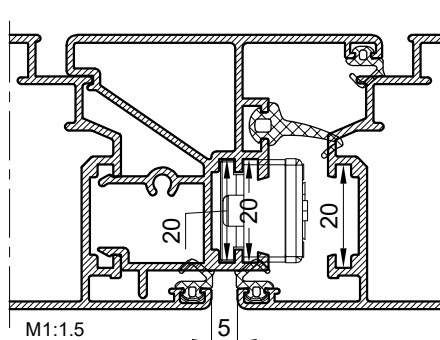
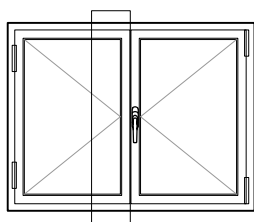
| Oznaka Code | Izgled-presjek View-cross section | Opis Description | Materijal Material | Napomena Remark |
|----------------|---|---|-----------------------|--------------------|
| 143.043 |  | <ul style="list-style-type: none"> - Okov za fiksiranje pomoćnog krila u dvije točke (montiranje okova u kombatutu) - Oznaka proizvođača Giese: 02191K - Locking mechanism for auxiliary sash in two points (mechanism in flying mullion) - Manufacturer code Giese: 02191K | | |
| 143.046 |  | <ul style="list-style-type: none"> - Prihvat zapinjača - Oznaka proizvođača Giese: 01348K - Striker - Manufacturer code Giese: 01348K | | |
| 143.050 |  | <ul style="list-style-type: none"> - Prikjučna šipka za radni mehanizam - Oznaka proizvođača Giese: 02187 - Connection rod for the operating mechanism - Manufacturer code Giese: 02187 | | |
| | | | | |
| | | | | |

OKOV ZA ZAOKRETNO OTVARANJE TURN OPENING MECHANISM



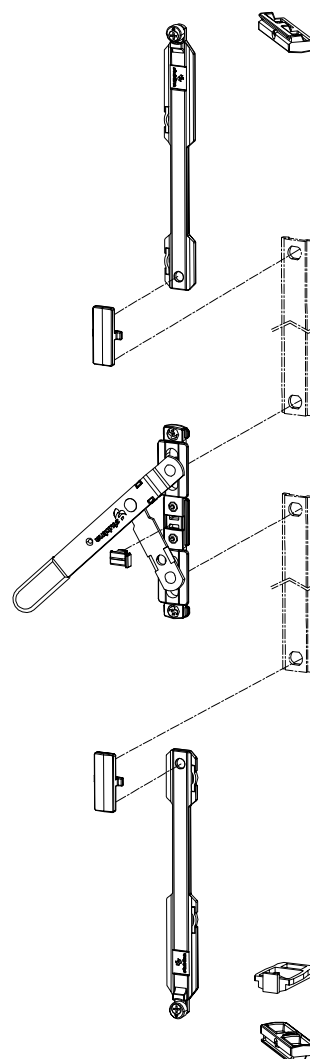
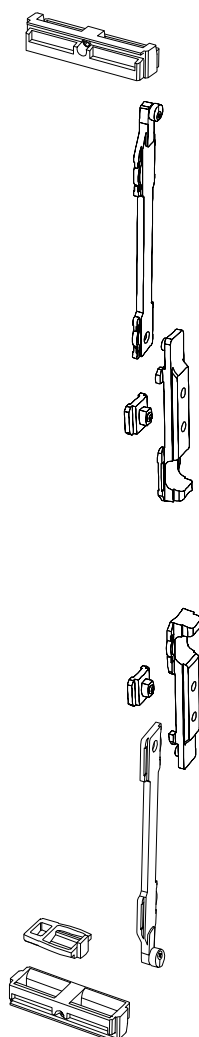
| Oznaka Code | Izgled-presjek View-cross section | Opis Description | Materijal Material | Napomena Remark |
|------------------------|--------------------------------------|--|-----------------------|--------------------|
| 104.011.01 02 03 | | <ul style="list-style-type: none"> - Ručka za prozor - Oznaka proizvođača Stublina: 1102.00.310 -bijela 315 -siva 313 -crna - Boje: 01- bijela; 02 - siva;03 - crna - Window handle - Manufacturer code Stublina: 1102.00.310 -white 315 -gray 313 -black - Color: 01- white; 02 - gray;03 - black | AISI Zamak | |
| 144.044 | | <ul style="list-style-type: none"> - Set zapinjača s prihvatom - Oznaka proizvođača Stublina: 4009.30 - Set of locking bolts with acceptor - Manufacturer code Stublina: 4009.30 | | |
| 111.001.01 02 03 | | <ul style="list-style-type: none"> - Dvodijelna šarka EURO ŽLIJEB - Stara oznaka: E-100 - Boje: 01- bijela; 02 - siva;03 - crna - Two-part hinge EURO GROOVE - Former code: E-100 - Color: 01- white; 02 - gray;03 - black | | |


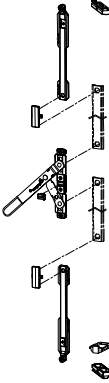
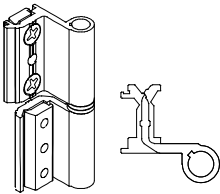
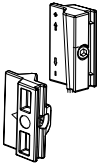
OKOV ZA FIKSIRANJE POMOĆNOG KRILA - STUBLINA
LOCKING MECHANISM FOR AUXILIARY SASH - STUBLINA



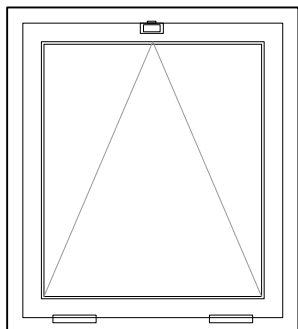
- **134.001** Okov za fiksiranje pomoćnog krila u dvije točke (montiranje okova u kombatutu)
- Oznaka proizvođača Stublina: 4001.00
- **134.001** Locking mechanism for auxiliary sash in two points (mechanism in the flying mullion)
- Manufacturer code Stublina: 4001.00

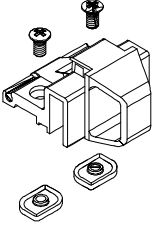
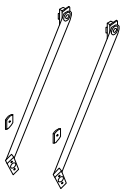
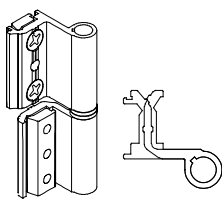
- **134.029** Okov za fiksiranje pomoćnog krila u dvije točke (montiranje okova u kombatutu)
- Oznaka proizvođača Stublina: 4106.00
- **134.029** Locking mechanism for auxiliary sash in two points (mechanism in the flying mullion)
- Manufacturer code Stublina: 4106.00



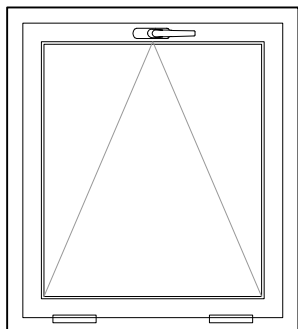
| Oznaka Code | Izgled-presjek View-cross section | Opis Description | Materijal Material | Napomena Remark |
|------------------------|---|---|-----------------------|--------------------|
| 134.001 |  | <ul style="list-style-type: none"> - Okov za fiksiranje pomoćnog krila u dvije točke (montiranje okova u kombatutu) - Oznaka proizvođača Stublina: 4001.00 - Locking mechanism for auxiliary sash in two points (mechanism in the flying mullion) - Manufacturer code Stublina: 4001.00 | | |
| 134.029 |  | <ul style="list-style-type: none"> - Okov za fiksiranje pomoćnog krila u dvije točke (montiranje okova u kombatutu) - Oznaka proizvođača Stublina: 4106.00 - Locking mechanism for auxiliary sash in two points (mechanism in the flying mullion) - Manufacturer code Stublina: 4106.00 | | |
| 111.001.01 02 03 |  | <ul style="list-style-type: none"> -Dvodijelna šarka EURO ŽLIJEB -Stara oznaka: E-100 -Boje: 01- bijela; 02 - siva;03 - crna -Two-part hinge EURO GROOVE -Former code: E-100 -Color: 01- white; 02 - gray;03 - black | | |
| 134.023 |  | <ul style="list-style-type: none"> - Dodatno (pasivno) ključanje - Oznaka proizvođača Stublina: 4045.00 - Additional (passive) locking - Manufacturer code Stublina: 4045.00 | | |
| | | | | |

OTKLOPNI MEHANIZAM (VENTUS) S BRAVICOM ZA ZATVARANJE TILT MECHANISM (VENTUS) WITH LOCK FOR CLOSING



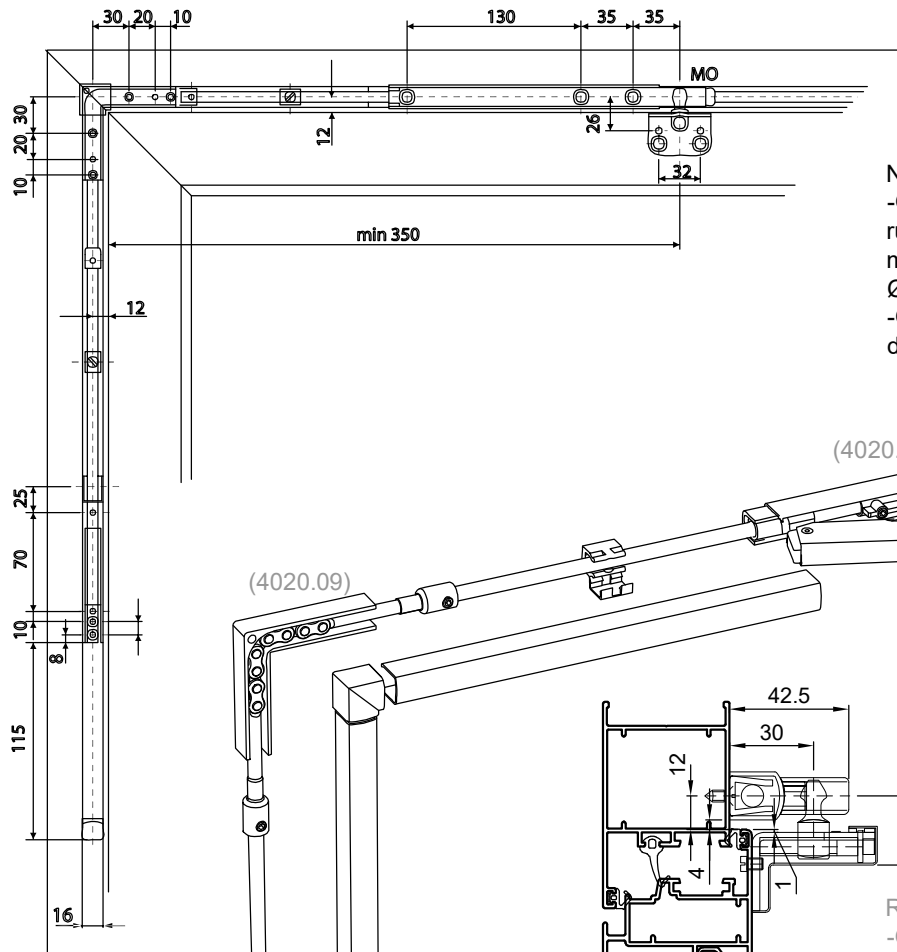
| Oznaka Code | | Opis Description | Materijal Material | Napomena Remark |
|------------------------|---|---|-----------------------|--------------------|
| 124.005.01 02 03 |  | <ul style="list-style-type: none"> - Bravica (škljoca) za zatvaranje otklopnog prozora - Oznaka proizvođača Stublina: 1014.00.310 -bijela 315 -siva 313 -crna - Boje: 01- bijela; 02 - siva;03 - crna - Lock for closing tilt window - Manufacturer code Stublina: 1014.00.310 -white 315 -gray 313 -black - Color: 01- white; 02 - gray;03 - black | | |
| 131.002 |  | <ul style="list-style-type: none"> - Škare za otklopni prozor - Stara oznaka: E-350 - Friction stays for tilt window - Former code: E-350 | | |
| 111.001.01 02 03 |  | <ul style="list-style-type: none"> - Dvodijelna šarka EURO ŽLIJEB - Stara oznaka: E-100 - Boje: 01- bijela; 02 - siva;03 - crna - Two-part hinge EURO GROOVE - Former code: E-100 - Color: 01- white; 02 - gray;03 - black | | |
| | | | | |

OTKLOPNI MEHANIZAM (VENTUS) S RUČKOM NA HORIZONTALI TILT MECHANISM (VENTUS) WITH THE HANDLE ON TOP



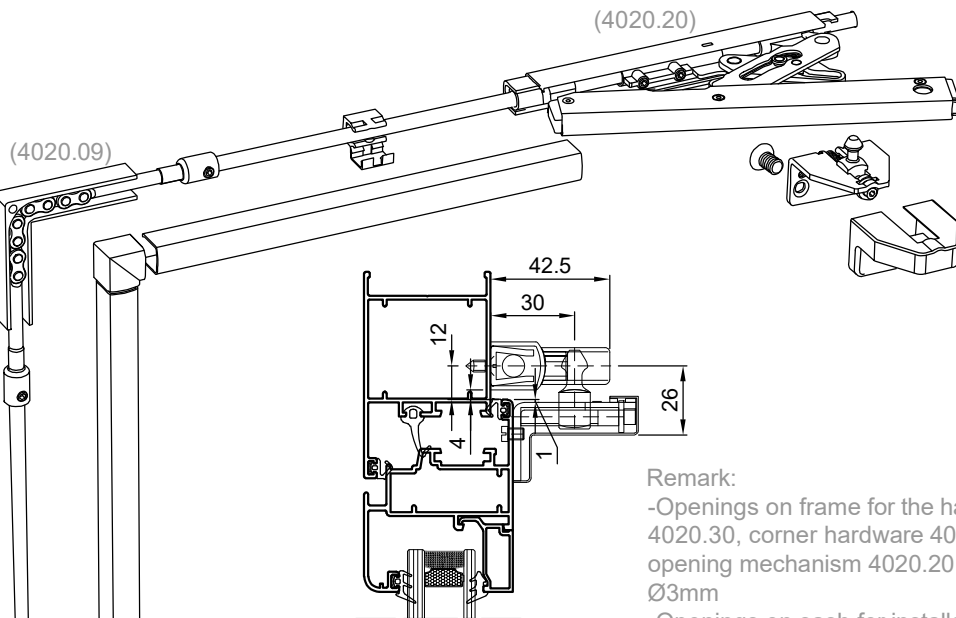
| Oznaka Code | Izgled-presjek View-cross section | Opis Description | Materijal Material | Napomena Remark |
|------------------------|--------------------------------------|--|-----------------------|--------------------|
| 104.011.01 02 03 | | <ul style="list-style-type: none"> - Ručka za prozor - Oznaka proizvođača Stublina: 1102.00.310 -bijela 315 -siva 313 -crna - Boje: 01- bijela; 02 - siva;03 - crna - Window handle - Manufacturer code Stublina: 1102.00.310 -white 315 -gray 313 -black - Color: 01- white; 02 - gray;03 - black | AISI Zamak | |
| 131.002 | | <ul style="list-style-type: none"> - Škare za otklopni prozor - Stara oznaka: E-350 - Friction stays for tilt window - Former code: E-350 | | |
| 111.001.01 02 03 | | <ul style="list-style-type: none"> - Dvodijelna šarka EURO ŽLIJEB - Stara oznaka: E-100 - Boje: 01- bijela; 02 - siva;03 - crna - Two-part hinge EURO GROOVE - Former code: E-100 - Color: 01- white; 02 - gray;03 - black | | |
| 144.044 | | <ul style="list-style-type: none"> - Set zapinjača s prihvatom - Oznaka proizvođača Stublina: 4009.30 - Set of locking bolts with acceptor - Manufacturer code Stublina: 4009.30 | | |

134.006.xx- OTKLOPNI MEHANIZAM (VENTUS) S RUČKOM ZA VISINU - STUBLINA (art.4020.00)
 134.006.xx- TILT MECHANISM (VENTUS) WITH HANDLE FOR HEIGHT - STUBLINA (art.4020.00)



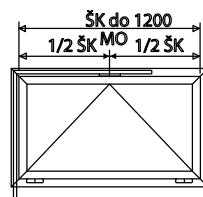
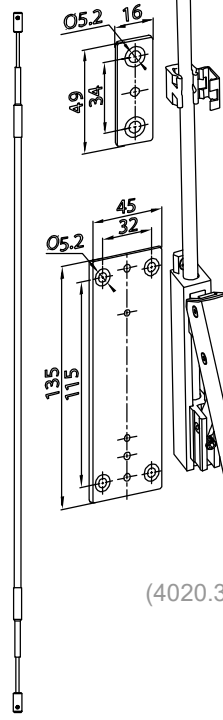
Napomena:

- Otvore na štoku za ugradnju pogonske ručice 4020.30, kutnog okova 4020.09 mehanizama otvarača 4020.20 bušiti na Ø3mm.
- Otvore na krilu za ugradnju kutnog nosača držača krila 4020.05 bušiti na Ø5.2mm



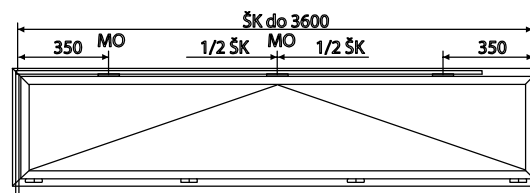
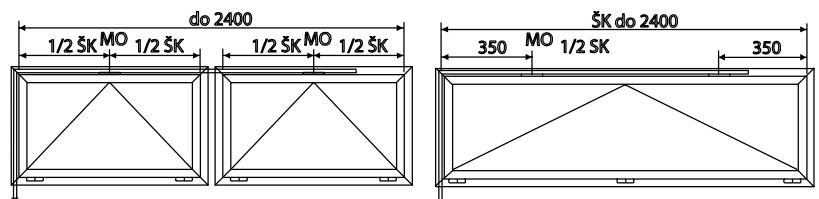
Remark:

- Openings on frame for the handle 4020.30, corner hardware 4020.09 and the opening mechanism 4020.20 drill for Ø3mm
- Openings on sash for installation of corner bracket plate holder 4020.05 drill for Ø5.2mm

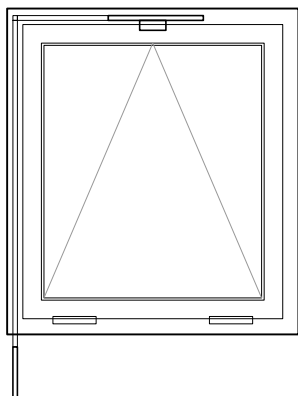


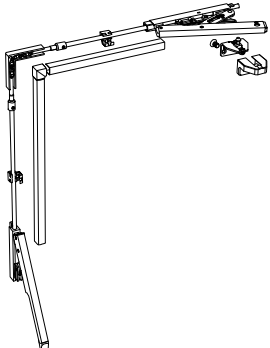
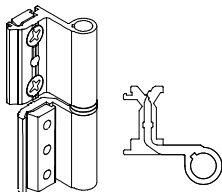
Legenda / Legend:

Mehanizam otvarača / Opening mechanism.....Mo
 Širina krila / Sash width.....ŠK

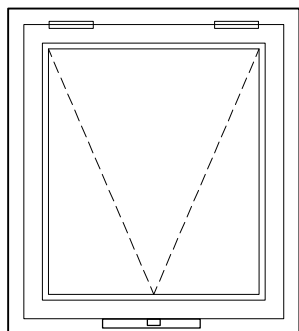


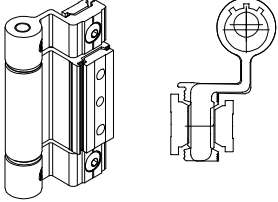
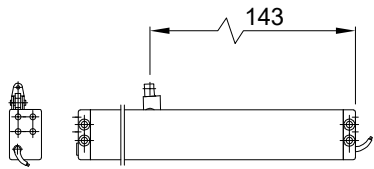
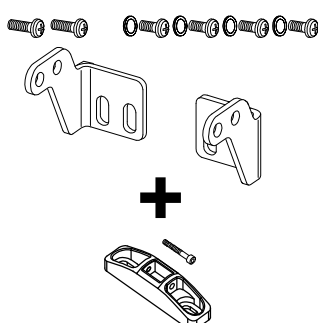
OTKLOPNI MEHANIZAM (VENTUS) S RUČKOM ZA VISINU
TILT MECHANISM (VENTUS) WITH HANDLE FOR HEIGHT



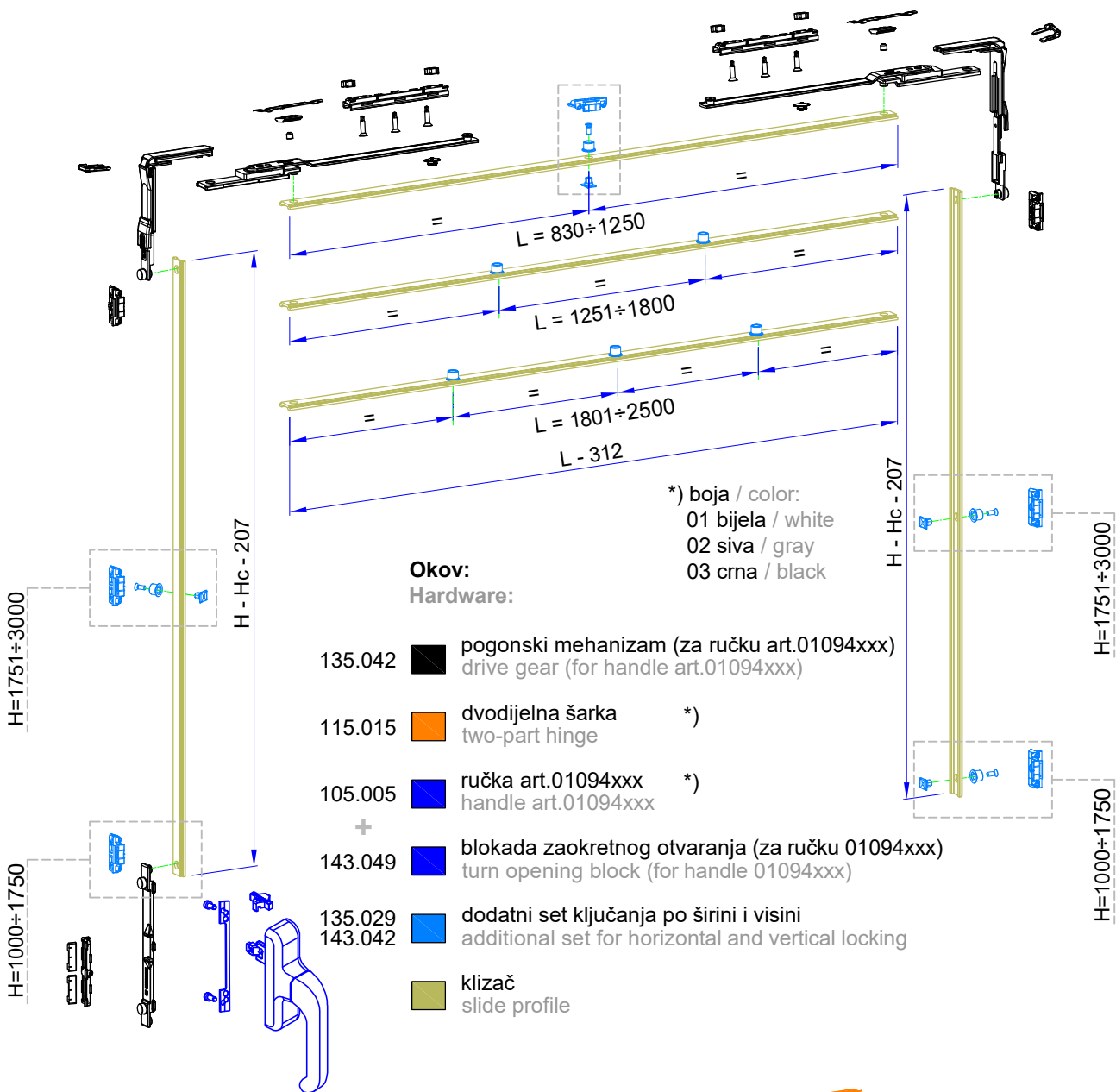
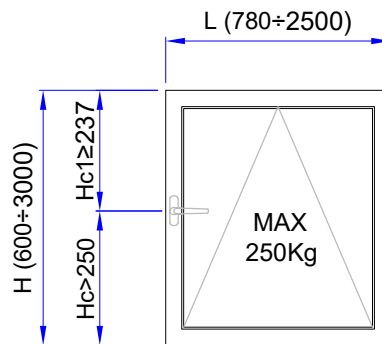
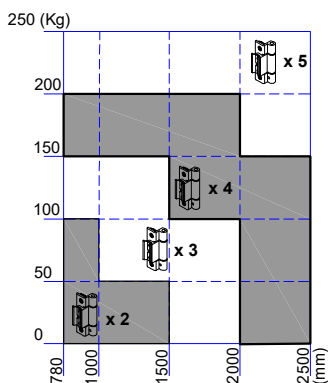
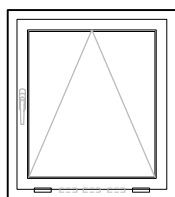
| Oznaka Code | | Opis Description | Materijal Material | Napomena Remark |
|------------------------|---|---|-----------------------|--------------------|
| 134.006.01 02 03 |  | <ul style="list-style-type: none"> - Ventus set širina krila do 1200 mm - Oznaka proizvođača Stublina: 4020.00.310 -bijela 315 -siva 313 -crna - Boje: 01- bijela; 02 - siva;03 - crna - Ventus set - sash width up to 1200 mm - Manufacturer code Stublina: 4020.00.310 -white 315 -gray 313 -black - Color: 01- white; 02 - gray;03 - black | | |
| 111.001.01 02 03 |  | <ul style="list-style-type: none"> - Dvodijelna šarka EURO ŽLIJEB - Stara oznaka: E-100 - Boje: 01- bijela; 02 - siva;03 - crna - Two-part hinge EURO GROOVE - Former code: E-100 - Color: 01- white; 02 - gray;03 - black | | |
| | | | | |
| | | | | |

OTKLOPNI MEHANIZAM (VENTUS) S ELEKTROMOTOROM TILT MECHANISM (VENTUS) WITH ELECTRIC MOTOR

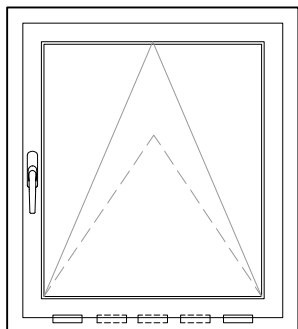


| Oznaka Code | | Opis Description | Materijal Material | Napomena Remark |
|---|---|---|-----------------------|--------------------|
| 114.005.01 02 03 |  | <p>- Trodijelna šarka-<i>EURO ŽLIJEB</i></p> <p>- Oznaka proizvođača Stublina: 2129.00.310 -bijela 315 -siva 313 -crna</p> <p>- Boje: 01- bijela; 02 - siva;03 - crna</p> <p>- Three-part hinge-<i>EURO GROOVE</i></p> <p>- Manufacturer code Stublina: 2129.00.310 -white 315 -gray 313 -black</p> <p>- Color: 01- white; 02 - gray;03 - black</p> | | |
| 142.073 |  | <p>Lančani motor za otvaranje i zatvaranje KS2 200 S12 24V R, hod 200 mm;</p> <p>Oznaka proizvođača AUMÜLLER (GU): 521620</p> <p>Chain motor for opening and closing KS2 200 S12 24V R; stroke length 200 mm;</p> <p>Manufacturer code AUMÜLLER (GU): 521620</p> | | |
| 142.074 | | <p>Lančani motor za otvaranje i zatvaranje KS2 300 S12 24V R, hod 300 mm;</p> <p>Oznaka proizvođača AUMÜLLER (GU): 521630</p> <p>Chain motor for opening and closing KS2 300 S12 24V R; stroke length 300 mm;</p> <p>Manufacturer code AUMÜLLER (GU): 521630</p> | | |
| 142.094 | | <p>Lančani motor za otvaranje i zatvaranje KS2 400 S12 24V R, hod 400 mm;</p> <p>Oznaka proizvođača AUMÜLLER (GU): 521640</p> <p>Chain motor for opening and closing KS2 400 S12 24V R; stroke length 400 mm;</p> <p>Manufacturer code AUMÜLLER (GU): 521640</p> | | |
| 142.071 |  | <p>K94 nosači za motor KS2</p> <p>Oznaka proizvođača AUMÜLLER (GU): 523921</p> <p>Frame bracket K94</p> <p>Manufacturer code AUMÜLLER (GU): 523921</p> | | |
| 142.072 | | <p>F41 prihvatnik lanca motora KS2/KS4</p> <p>Oznaka proizvođača AUMÜLLER (GU): 151440</p> <p>Casement bracket F41</p> <p>Manufacturer code AUMÜLLER (GU): 151440</p> | | |

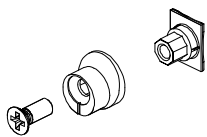
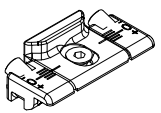
OTKLOPNI MEHANIZAM (VENTUS) S RUČKOM NA VERTIKALI
TILT MECHANISM (VENTUS) WITH THE HANDLE ON THE SIDE



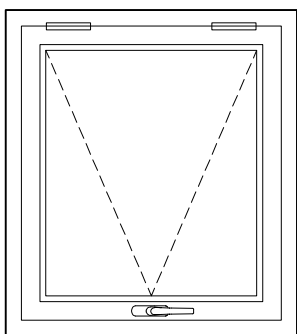
OTKLOPNI MEHANIZAM (VENTUS) S RUČKOM NA VERTIKALI TILT MECHANISM (VENTUS) WITH THE HANDLE ON THE SIDE



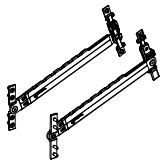

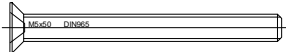
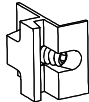

| Oznaka Code | Izgled-presjek View-cross section | Opis Description | Materijal Material | Napomena Remark |
|---------------------------------|--------------------------------------|--|-----------------------|--------------------|
| 135.042 | | <ul style="list-style-type: none"> - Pogonski mehanizam za otklopni prozor- (ventus) s ručkom na vertikali (...ručka 01094xxx) - Oznaka proizvođača Giesse: 01175000 - Drive gear for tilt window (ventus) with the handle on the side (... handle 01094xxx) - Manufacturer code Giesse: 01175000 | | |
| 115.015.01 02 03 | | <ul style="list-style-type: none"> - Dvodijelna šarka - Oznaka proizvođača Giesse: 00600410 -bijela 00600376 -siva 00600500 -crna - Boje: 01- bijela; 02 - siva;03 - crna - Two-part hinge - Manufacturer code Giesse: 00600410 -white 00600376 -gray 00600500 -black - Color: 01- white; 02 - gray;03 - black | | |
| 105.005.01 02 03 | | <ul style="list-style-type: none"> - Ručka; (LA 86/104mm), FUTURA 3D (130 micro) - Oznaka proizvođača Giesse: 01094410 -bijela 01094376 -siva 01094500 -crna - Boje: 01- bijela; 02 - siva; 03 - crna - Handle; (LA 86/104mm), FUTURA 3D (130 micro) - Manufacturer code Giesse: 01094410 -white 01094376 -gray 01094500 -black - Colors: 01- white; 02 - gray; 03 - black | | |
| 143.049 | | <ul style="list-style-type: none"> - Blokada zaokretnog otvaranja (...za ručku 01094xxx) - Oznaka proizvođača Giesse: 02235 - Turn opening block (... for handle 01094xxx) - Manufacturer code Stublina: 02235 | | |

| Oznaka Code | Izgled-presjek View-cross section | Opis Description | Materijal Material | Napomena Remark |
|----------------|---|---|-----------------------|--------------------|
| 135.029 |  | <ul style="list-style-type: none"> - Dodatno ključanje - zapinjač - Oznaka proizvođača Giesse: 04030000 - Additional locking - adjustable fastening pawl - Manufacturer code Giesse: 04030000 | | |
| 143.042 |  | <ul style="list-style-type: none"> - Dodatno ključanje - prihvatnik zapinjača - Oznaka proizvođača Giesse: 01347000 - Additional locking - striker - Manufacturer code Giesse: 01347000 | | |
| | | | | |
| | | | | |
| | | | | |
| | | | | |
| | | | | |
| | | | | |
| | | | | |

OTKLOPNI (VENTUS) MEHANIZAM - (otvaranje vani) TILT (VENTUS) MECHANISM - (outward opening)

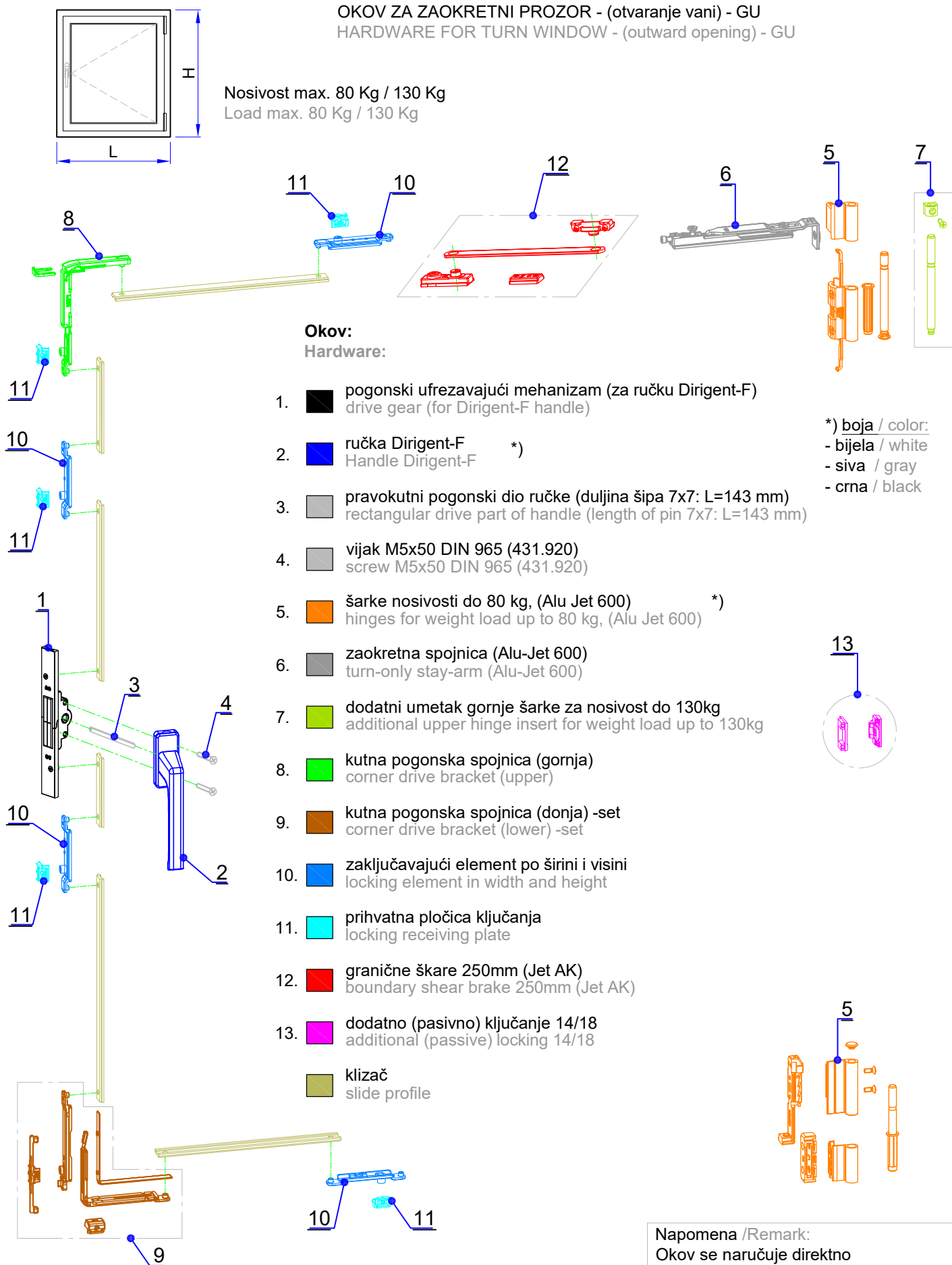


| Oznaka Code | Izgled-presjek View-cross section | Opis Description | Materijal Material | Napomena Remark |
|------------------------|--------------------------------------|---|-----------------------|--------------------|
| 122.047 | | <ul style="list-style-type: none"> - Pogonski ufrezavajući mehanizam (35 mm) za otvaranje vani (... ručka Dirigent-F) - Oznaka proizvođača GU: 6-25916-35-0-1 - Drive gear for outward opening (35 mm) (... handle Dirigent-F) - Manufacturer code GU: 6-25916-35-0-1 | | |
| 102.001.01 02 03 | | <ul style="list-style-type: none"> - Ručka Dirigent-F - Oznaka proizvođača GU: 6-28072-00-0- 7 <i>bijela</i> 11 <i>siva</i> 6 <i>crna</i> - Boje: 01- bijela; 02 - siva; 03 - crna - handle Dirigent-F - Manufacturer code GU: 6-28072-00-0- 7 <i>white</i> 11 <i>gray</i> 6 <i>black</i> - Color: 01- white; 02 - gray; 03 - black | | |
| 111.001.01 02 03 | | <ul style="list-style-type: none"> - Dvodijelna šarka EURO ŽLIJEB - Stara oznaka: E-100 - Boje: 01- bijela; 02 - siva; 03 - crna - Two-part hinge EURO GROOVE - Former code: E-100 - Color: 01- white; 02 - gray; 03 - black | | |

| Oznaka Code | Izgled-presjek View-cross section | Opis Description | Materijal Material | Napomena Remark |
|----------------|--|---|-----------------------|--------------------|
| 134.018 |  | <ul style="list-style-type: none"> - Teleskopski graničnik otvaranja krila - Oznaka proizvođača Stublina: 4066.00 - Telescopic sash opening limiter - Manufacturer code Stublina: 4066.00 | | |
| 102.002 |  <p>- pilati na: L= 65 mm - shorten to : L= 65 mm</p> | <ul style="list-style-type: none"> - Četvrtka 7x7 mm (duljina četvrtke: L=143 mm) - Oznaka proizvođača GU: 9-26874-81-0-1 - Square spindle 7x7 mm (spindle length: L=143 mm) - Manufacturer code GU: 9-26874-81-0-1 | | |
| 431.920 |  | <ul style="list-style-type: none"> - Vijak M5x50, DIN 965 - Screw M5x50, DIN 965 | | |
| 134.004 |  | <ul style="list-style-type: none"> - Dodatno ključanje - prihvatnik zapijjača - Oznaka proizvođača Stublina: 4010.03 - Additional locking - striker - Manufacturer code Stublina: 4010.03 | | |
| 134.005 |  | <ul style="list-style-type: none"> - Dodatno ključanje - zapijjač - Oznaka proizvođača Stublina: 4010.27 - Additional locking - adjustable fastening pawl - Manufacturer code Stublina: 4010.27 | | |
| | | | | |
| | | | | |

OKOV ZA ZAOKRETNI PROZOR - (otvaranje vani) - GU HARDWARE FOR TURN WINDOW - (outward opening) - GU

Nosivost max. 80 Kg / 130 Kg
Load max. 80 Kg / 130 Kg

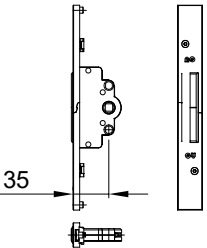
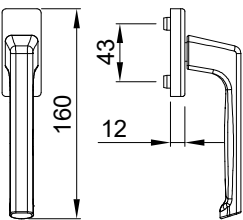


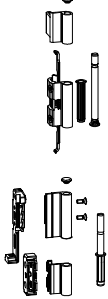





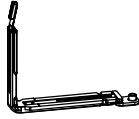

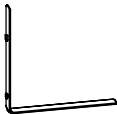




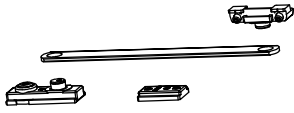

Okov: Hardware:

1.  pogonski uvezavajući mehanizam (za ručku Dirigent-F)
drive gear (for Dirigent-F handle)
 2.  ručka Dirigent-F *)
Handle Dirigent-F
 3.  pravokutni pogonski dio ručke (duljina šipa 7x7: L=143 mm)
rectangular drive part of handle (length of pin 7x7: L=143 mm)
 4.  vijak M5x50 DIN 965 (431.920)
screw M5x50 DIN 965 (431.920)
 5.  šarke nosivosti do 80 kg, (Alu Jet 600) *)
hinges for weight load up to 80 kg, (Alu Jet 600)
 6.  zaokretna spojnica (Alu-Jet 600)
turn-only stay-arm (Alu-Jet 600)
 7.  dodatni umetak gornje šarke za nosivost do 130kg
additional upper hinge insert for weight load up to 130kg
 8.  kutna pogonska spojnica (gornja)
corner drive bracket (upper)
 9.  kutna pogonska spojnica (donja) -set
corner drive bracket (lower) -set
 10.  zaključavajući element po širini i visini
locking element in width and height
 11.  prihvatna pločica ključanja
locking receiving plate
 12.  granične škare 250mm (Jet AK)
boundary shear brake 250mm (Jet AK)
 13.  dodatno (pasivno) ključanje 14/18
additional (passive) locking 14/18
-  klizač
slide profile

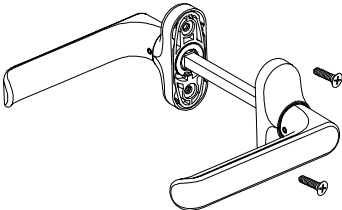
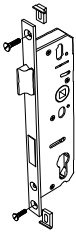
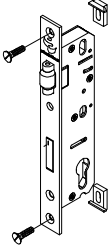
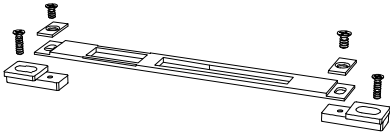
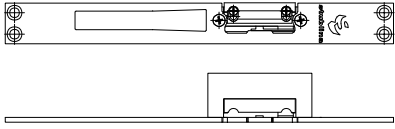
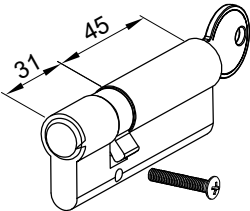
*) boja / color:
- bijela / white
- siva / gray
- crna / black

Napomena /Remark:
Okov se naručuje direktno
preko proizvođača okova -GU
The mechanism is ordered directly
through the hardware manufacturer -GU

| Br. No. | Izgled-presjek View-cross section | Opis Description | Materijal Material | Napomena Remark |
|-----------------|--|---|-----------------------|---|
| 1. |  | <ul style="list-style-type: none"> - Pogonski ufrezavajući mehanizam (35mm) za otvaranje vani (... ručka Dirigent-F) - Oznaka proizvođača GU: 6-25916-35-0-1 - Drive gear for outward opening (35mm) (... handle Dirigent-F) - Manufacturer code GU: 6-25916-35-0-1 | | |
| 2. |  | <ul style="list-style-type: none"> -Ručka Dirigent-F -Oznaka proizvođača GU: 6-28072-00-0- 7 bijela 11 siva 6 crna -Handle Dirigent-F -Manufacturer code GU: 6-28072-00-0- 7 white 11 gray 6 black | | |
| 3. |  - pilati na: L= 65 mm - shorten to: L= 65 mm | <ul style="list-style-type: none"> - Četvrtka 7x7 mm (duljina četvrtke: L=143 mm) - Oznaka proizvođača GU: 9-26874-81-0-1 - Square spindle 7x7 mm (spindle length: L=143 mm) - Manufacturer code GU: 9-26874-81-0-1 | | |
| 4. (431.920) |  | <ul style="list-style-type: none"> - Vijak M5x50, DIN 965 - Screw M5x50, DIN 965 | | |
| 5. |  | <ul style="list-style-type: none"> - Šarke nosivosti do 80 kg, (Alu-Jet 600) - Oznaka proizvođača GU: K-15800-00-0 -7 bijela 1 siva 6 crna - Hinges for weight load up to 80 kg, (Alu-Jet 600) - Manufacturer code GU: K-15800-00-0- 7 white 1 gray 6 black | | |
| 6. |  | <ul style="list-style-type: none"> - Zaokretna spojnica (Alu Jet 600) - Oznaka proizvođača GU: 6-31064-12-0-1 - Turn-only stay-arm (Alu Jet 600) - Manufacturer code GU: 6-31064-12-0-1 | | |
| 7. |  | <ul style="list-style-type: none"> - Dodatni umetak gornje šarke za nosivost do 130kg - Oznaka proizvođača GU: K-16595-00-0-x - Additional upper hinge insert for weight load up to 130kg - Manufacturer code GU: K-16595-00-0-x | | x- ovisno o boji šarke x- depending on the hinge color |
| 8. |  | <ul style="list-style-type: none"> - Kutna pogonska spojnica (gornja); (Alu-Jet 06) - Oznaka proizvođača GU: K-19774-06-0-1 - Corner drive bracket (upper); (Alu-Jet 06) - Manufacturer code GU: K-19774-06-0-1 | | |

| Br. No. | Izgled-presjek View-cross section | Opis Description | Materijal Material | Napomena Remark |
|------------|---|---|-----------------------|--------------------|
| 9. |  | <ul style="list-style-type: none"> - Kutna pogonska spojnica (donja) - Oznaka proizvođača GU: 6-37266-06-0-1 - Corner drive bracket (lower) - Manufacturer code GU: 6-37266-06-0-1 | | |
| |  | <ul style="list-style-type: none"> - Umetak za kutnu spojnicu (Alu-Jet 06) - Oznaka proizvođača GU: 6-37258-06-0-1 - Insert for corner bracket - (Alu-Jet 06) - Manufacturer code GU: 6-37258-06-0-1 | | |
| |  | <ul style="list-style-type: none"> - Podloška za kutnu spojnicu MV za dublji utor - Oznaka proizvođača GU: 9-48466-00-0-1 - MV corner bracket washer for deeper groove - Manufacturer code GU: 9-48466-00-0-1 | | |
| |  | <ul style="list-style-type: none"> - Umetak za kutnu spojnicu (donja) -(Alu-Jet) - Oznaka proizvođača GU: 6-37272-02-0-1 - Insert for corner bracket (lower) - (Alu-Jet) - Manufacturer code GU: 6-37272-02-0-1 | | |
| |  | <ul style="list-style-type: none"> - Podizač krila (Alu-Jet), na ramu - Oznaka proizvođača GU: 6-30998-00-0-1 - Sash lifter (Alu-Jet), on frame - Manufacturer code GU: 6-30998-00-0-1 | | |
| 10. |  | <ul style="list-style-type: none"> - Zaključavajući element po širini i visini - Oznaka proizvođača GU: 6-39396-06-0-1 - Locking element in width and height - Manufacturer code GU: 6-39396-06-0-1 | | |
| 11. |  | <ul style="list-style-type: none"> - Pihvatna pločica ključanja (Alu-Jet) - Oznaka proizvođača GU: 6-37261-02-0-1 - Locking receiving plate (Alu-Jet) - Manufacturer code GU: 6-37261-02-0-1 | | |
| 12. |  | <ul style="list-style-type: none"> - Granične škare 250mm (Jet AK) - Oznaka proizvođača GU: K-17138-25-0-1 - Boundary shear brake 250mm (Jet AK) - Manufacturer code GU: K-17138-25-0-1 | | |
| 13. |  | <ul style="list-style-type: none"> - Dodatno pasivno ključanje (14/18) - Oznaka proizvođača GU: G-13529-00-0-1 - Additional (passive) locking (14/18) - Manufacturer code GU: G-13529-00-0-1 | | |

OKOV ZA JEDNOKRILNA VRATA - (otvaranje unutra i vani)
HARDWARE FOR SINGLE LEAF DOOR - (inward and outward opening)

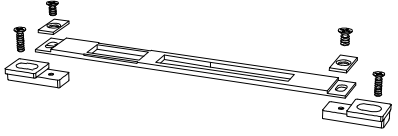
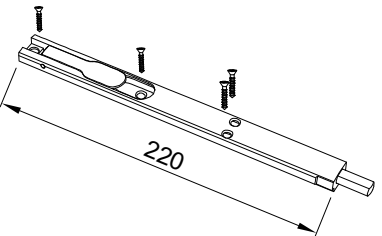
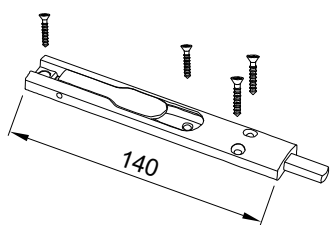
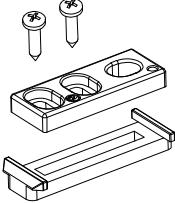
| Oznaka Code | Izgled-presjek View-cross section | Opis Description | Materijal Material | Napomena Remark |
|------------------------|---|--|-----------------------|--|
| 104.015.01 02 03 |  | <ul style="list-style-type: none"> - Ručka za vrata (duljina šipa 8x8 : L=140 mm) - Oznaka proizvođača Stublina: 1132.00.310 -bijela 315 -siva 313 -crna - Boje: 01- bijela; 02 - siva;03 - crna - Door handle.....(length of pin 8x8 : L=140 mm) - Manufacturer code Stublina: 1132.00.310 -white 315 -gray 313 -black - Color: 01- white; 02 - gray;03 - black | AlSi Zamak | |
| 124.001 |  | <ul style="list-style-type: none"> - Brava 35 mm s jezičkom - Oznaka proizvođača Stublina: 3022.00 - Lock 35 mm with latchbolt - Manufacturer code Stublina: 3022.00 | Inox | |
| 124.010 |  | <ul style="list-style-type: none"> - Brava 35 mm s valjkom - Oznaka proizvođača Stublina: 3032.00 - Roller latch lock 35 mm - Manufacturer code Stublina: 3032.00 | Inox | |
| 124.003 |  | <ul style="list-style-type: none"> - Pripjatnik jezička brave (šild) - Oznaka proizvođača Stublina: 3016.00 - Lock latchbolt acceptor - Manufacturer code Stublina: 3016.00 | Čelik Zn | |
| 124.043 |  | <ul style="list-style-type: none"> - Pripjatni lim (ravni) s elektro otvaračem (SES1-008 (U-6-12V AC; I-980 mA; R-8.7Ω)) - Oznaka proizvođača Stublina: 3088.20.133 - Locking plate (flat) with electric door opener (SES1-008 (U-6-12V AC; I-980 mA; R-8.7Ω)) - Manufacturer code Stublina: 3088.20.133 | Inox | Za lijeva i desna vrata For left and right door |
| 124.014 |  | <ul style="list-style-type: none"> - Cilindar (uložak) za bravu - Oznaka proizvođača Stublina: 5055.00.520 (dužina cilindra 76 mm (31+45)) - Cylinder (lock insert) - Manufacturer code Stublina: 5055.00.520 (cylinder length 76 mm (31+45)) | Ni | |

| Oznaka Code | Izgled-presjek View-cross section | Opis Description | Materijal Material | Napomena Remark |
|------------------------|--------------------------------------|--|-----------------------|--------------------|
| 124.035.01 02 03 | | <ul style="list-style-type: none"> - Štitnik cilindra za bravu (par) - Oznaka proizvođača Stublina: 1131.04.310 -bijela 315 -siva 313 -crna - Boje: 01- bijela; 02 - siva;03 - crna - Lock cylinder protector (two-sided) - Manufacturer code Stublina: 1131.04.310 -white 315 -gray 313 -black - Color: 01- white; 02 - gray;03 - black | Zn Čelik | |
| 124.032.01 02 03 | | <ul style="list-style-type: none"> - Štitnik cilindra za bravu (par) - Oznaka proizvođača Stublina: 1031.04.310 -bijela 315 -siva 313 -crna - Boje: 01- bijela; 02 - siva;03 - crna - Lock cylinder protector (two-sided) - Manufacturer code Stublina: 1031.04.310 -white 315 -gray 313 -black - Color: 01- white; 02 - gray;03 - black | Zn Al | |

* Šarke za vrata biraju se po želji, ovisno o težini krila (stranice 103.08.002 i 103.08.003)

Door hinges can be chosen as desired, depending on the weight of the leaf (pages 103.08.002 and 103.08.003)

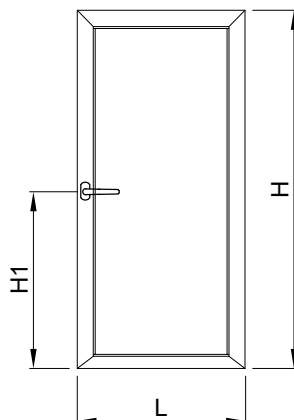
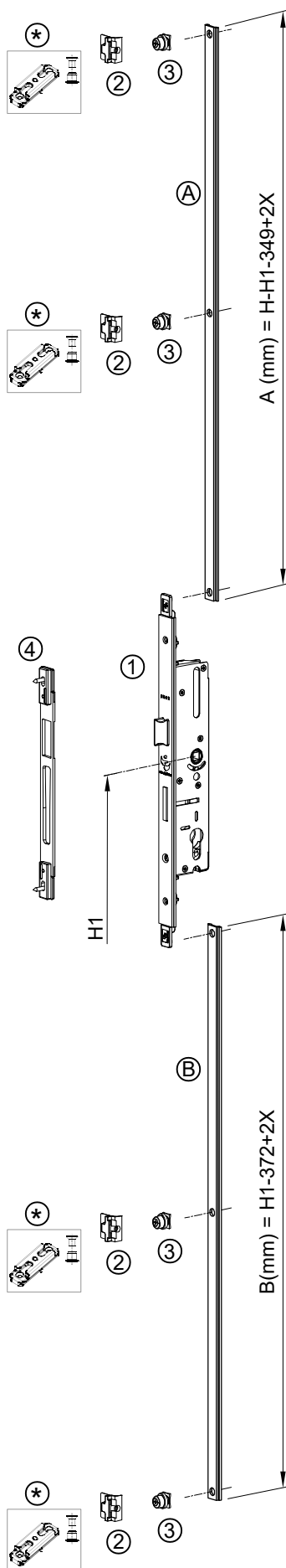
KLJUČANJE POMOĆNOG KRILA KOD DVOKRILNIH VRATA LOCKING OF AUXILIARY LEAF ON DOUBLE DOOR

| Oznaka Code | Izgled-presjek View-cross section | Opis Description | Materijal Material | Napomena Remark |
|------------------------|---|---|-----------------------|--------------------|
| 124.003 |  | <ul style="list-style-type: none"> - Pripjatnik jezika brave (šild) - Oznaka proizvođača Stublina: 3016.00 - Lock latchbolt acceptor - Manufacturer code Stublina: 3016.00 | Čelik Zn | |
| 144.003.01 02 03 |  | <ul style="list-style-type: none"> - Zapinjač-krakun za vrata - Oznaka proizvođača Stublina: 3006.00.310 -bijela 315 -siva 313 -crna - Boje: 01- bijela; 02 - siva;03 - crna - Door latch - Manufacturer code Stublina: 3006.00.310 -white 315 -gray 313 -black - Color: 01- white; 02 - gray;03 - black | | |
| 144.000.01 02 03 |  | <ul style="list-style-type: none"> - Zapinjač-krakun za vrata (kratki) - Oznaka proizvođača Stublina: 3061.00.310 -bijela 315 -siva 313 -crna - Boje: 01- bijela; 02 - siva;03 - crna - Door latch (short) - Manufacturer code Stublina: 3061.00.310 -white 315 -gray 313 -black - Color: 01- white; 02 - gray;03 - black | | |
| 124.044 |  | <ul style="list-style-type: none"> - Pripjatnik zapinjača (krakuna) za vrata - Oznaka proizvođača Stublina: 3012.20 - Latch acceptor for the door - Manufacturer code Stublina: 3012.20 | Zn PVC | |

* Šarke za vrata biraju se po želji, ovisno o težini krila (stranice 103.08.002 i 103.08.003)

Door hinges can be chosen as desired, depending on the weight of the leaf (pages 103.08.002 and 103.08.003)

BRAVA 35mm ZA KLJUČANJE U VIŠE MJESTA - STUBLINA LOCK 35mm FOR MULTIPLE LOCKING - STUBLINA



H - visina krila / leaf height
L - širina krila / leaf width
H1- visina brave (osa ručke)
lock height (handle axis)

1) 124.042

- Brava 35mm za ključanje u više mjesta
- Oznaka proizvođača Stublina: 3147.00
- Lock 35mm for multiple locking
- Manufacturer code Stublina: 3147.00

2) 134.004

- Dodatno ključanje - prihvatnik zapinjača
- Oznaka proizvođača Stublina: 4010.03
- Additional locking - striker
- Manufacturer code Stublina: 4010.03

3) 134.005

- Dodatno ključanje - zapinjač
- Oznaka proizvođača Stublina: 4010.27
- Additional locking - adjustable fastening pawl
- Manufacturer code Stublina: 4010.27

4) 124.003

- Prihvatnik jezička brave (šild)
- Oznaka proizvođača Stublina: 3016.00
- Lock latchbolt acceptor (safety panel)
- Manufacturer code Stublina: 3016.00

A) NC-1459

- profil klizača
- slide profile

B) NC-1459

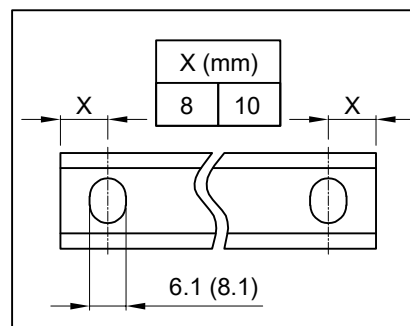
- profil klizača
- slide profile

* Alternativa za artikle 134.004 i 134.005

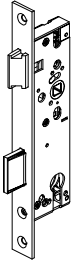
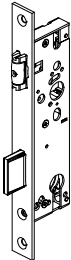



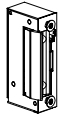
* Alternative for articles 134.004 and 134.005

134.040

- Dodatno ključanje - sigurnosni prihvatnik sa zapinjačem
- Oznaka proizvođača Stublina: 4041.00
- Additional locking - anti-burglary acceptor with pawl
- Manufacturer code Stublina: 4041.00



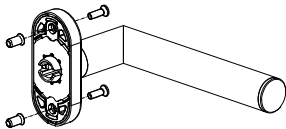
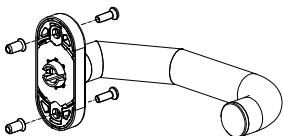
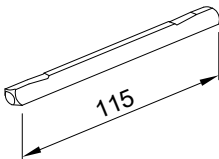
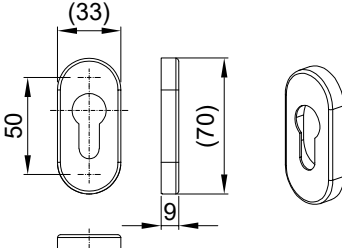
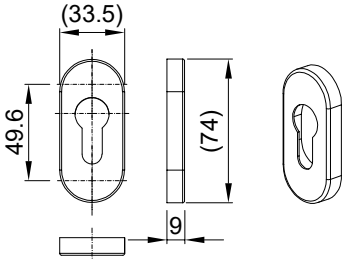
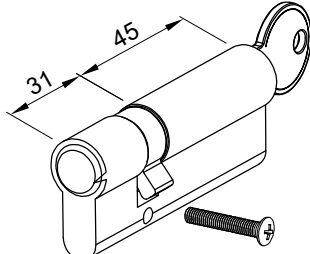
OKOV ZA JEDNOKRILNA VRATA - (otvaranje unutra i vani)
HARDWARE FOR SINGLE LEAF DOOR - (inward and outward opening)

| Oznaka Code | Izgled-presjek View-cross section | Opis Description | Materijal Material | Napomena Remark |
|----------------|---|--|-----------------------|--------------------|
| 122.073 |  | - Brava (kratka) 35 mm s jezičkom - ravna potisna ploča - Oznaka proizvođača GU-BKS: B 1314 0013 (čelik) B 1314 0003 (inox) | Čelik Steel | |
| 122.124 * | | - Lock 35 mm with latchbolt - flat faceplate - Manufacturer code GU-BKS: B 1314 0013 (steel) B 1314 0003 (inox) | Inox | |
| 122.075 |  | - Brava (kratka) 35 mm s valjkom - ravna potisna ploča - Oznaka proizvođača GU-BKS: B 1315 0013 (čelik) B 1315 0003 (inox) | Čelik Steel | |
| 122.126 * | | - Roller latch lock 35 mm - flat faceplate - Manufacturer code GU-BKS: B 1315 0013 (steel) B 1315 0003 (inox) | Inox | |
| 122.054 |  | - Prihvatni lim (ravni) 22x3/NL11 - Lijevi - Oznaka proizvođača GU: 6-39257-01-L-8 - Striking plate (flat) 22x3/NL11 - Left - Manufacturer code GU: 6-39257-01-L-8 | Inox | |
| 122.079 | | - Prihvatni lim (ravni) 22x3/NL11 - Desni - Oznaka proizvođača GU: 6-39257-01-R-8 - Striking plate (flat) 22x3/NL11 - Right - Manufacturer code GU: 6-39257-01-R-8 | | |
| 122.030 |  | - Kućište zasuna brave (62mm) - Oznaka proizvođača GU: 9-48553-03-0-6 (Element po želji) - Latch bolt casement (62mm). - Manufacturer code GU: 9-48553-03-0-6 (Optional part) | Pvc | |
| 122.042 |  | - Prihvatni dio za valjak - Oznaka proizvođača GU: K-15597-01-0-6 - Receiving part for the roller - Manufacturer code GU: K-15597-01-0-6 | Al Pvc | |
| 122.055 |  | - Elektro otvarač vrata GU ET8 AES 9-24V AC/DC, bez klizača za jezičak, opruga 60N (100%E) - Oznaka proizvođača GU: 6-38473-02-0-1 (Elektro otvarač se koristi po želji) - Electric door opener GU ET8 AES 9-24V AC/DC, without latch slide cover, latch spring 60N (100%E) - Manufacturer code GU: 6-38473-02-0-1 (Electric door opener is optional) | | |


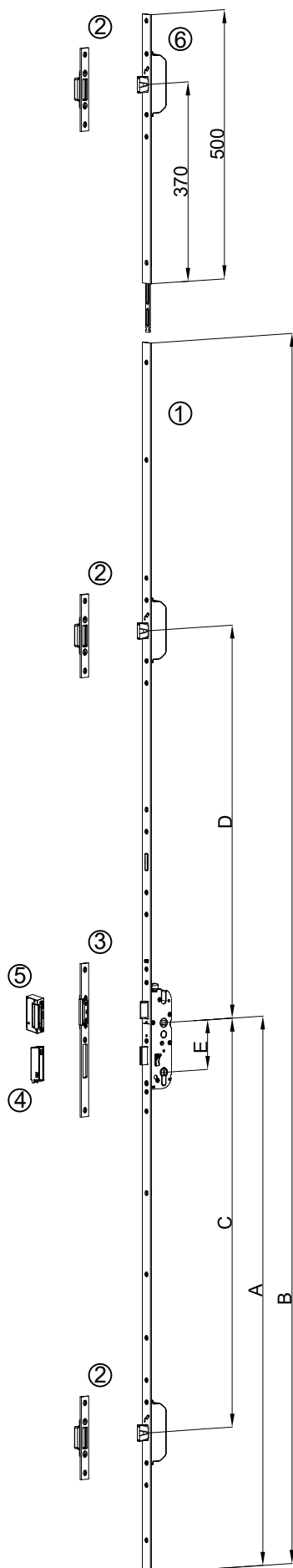
*Preporučuje se korištenje u uvjetima gdje je potrebna visoka antikorozivna zaštita

*Recommended for use in conditions where high corrosion protection is required

OKOV ZA JEDNOKRILNA VRATA - (otvaranje unutra i vani)
HARDWARE FOR SINGLE LEAF DOOR - (inward and outward opening)

| Oznaka Code | Izgled-presjek View-cross section | Opis Description | Materijal Material | Napomena Remark |
|----------------|---|--|-----------------------|--|
| 102.028 |  | <ul style="list-style-type: none"> - Ručka za vrata s ovalnom rozetom serije BELCANTO H2.0 (s prihvatom četvrtke 8x8mm) - jednostrano ručka - Oznaka proizvođača GU-BKS: B-70130-63-0-8 - Završna obrada: inox - Door handle with oval rosette serie BELCANTO H2.0 (for spindle 8x8mm) - half lever set - Manufacturer code GU-BKS: B-70130-63-0-8 - Finish: stainless steel | | |
| 102.029 |  | <ul style="list-style-type: none"> - Ručka za vrata s ovalnom rozetom serije RONDO H1.1 (s prihvatom četvrtke 8 mm) - jednostrano ručka - Oznaka proizvođača GU-BKS: B-70130-61-0-8 - Završna obrada: Inox - Door handle with oval rosette serie RONDO H1.1 (for spindle 8x8mm) - half lever set - Manufacturer code GU-BKS: B-70130-61-0-8 - Finish: stainless steel | | |
| 102.023 |  | <ul style="list-style-type: none"> - Četvrtka 8x8 mm - Oznaka proizvođača GU-BKS: B-78400-0I-0-1 (dužina četvrtke L=115 mm) - Square spindle 8x8 mm - Manufacturer code GU-BKS: B-78400-0I-0-1 (spindle length L=115 mm) | | |
| 122.098 |  | <ul style="list-style-type: none"> - Ovalna rozeta za zaštitu cilindra serije BELCANTO - Oznaka proizvođača GU-BKS: B-72730-00-0-8 - Završna obrada: inox - Oval rosette for cylinder protection BELCANTO series - Manufacturer code GU-BKS: B-72730-00-0-8 - Finish: stainless steel | | Naručuje se po komadu It is ordered per piece |
| 122.097 |  | <ul style="list-style-type: none"> - Ovalna sigurnosna rozeta za zaštitu cilindra - Oznaka proizvođača GU-BKS: B-78820-0R-0-8 - Završna obrada: Inox - Oval security rosette for cylinder protection - Manufacturer code GU-BKS: B-78820-0R-0-8 - Finish: stainless steel | | Naručuje se po komadu It is ordered per piece |
| 122.090 |  | <ul style="list-style-type: none"> - Cilindar (uložak) serije 88 - Oznaka proizvođača GU-BKS: B 8800 0107 (dužina cilindra 31+45 mm) - Cylinder (lock insert) series 88 - Manufacturer code GU-BKS: B 8800 0107 (cylinder length 31+45 mm) | Ni | |

SIGURNOSNA BRAVA 35 mm S TRI MJESTA KLJUČANJA - GU SECURITY (MR2) SAFETY LOCK 35 mm WITH 3 LOCKING POINTS - GU SECURITY (MR2)



Okov za visine krila 1898-2414 mm Hardware for leaf heights 1898-2414 mm

- 1) Brava GU Secury s masivnim zasunima (MR2)
Multipoint lock with massive bolts GU Secury (MR2)

| | Oznaka FEAL Code FEAL | Dubina Depth | Potisna ploča Push plate | Visina ručke (A) Handle height (A) | Rastojanje (E) Distance (E) | Četvrtka Quarter | Visina brave (B) Lock height (B) | (C) | (D) | Oznaka proizvođača Manufacturer code |
|------------------|--------------------------------|-----------------|-----------------------------------|---|--------------------------------------|---------------------|---|-----|-----|---|
| čelik (steel) | 122.052 | 35 | 24x2.5 | 1020 | 92 | □ 8 | 2285 | 760 | 730 | 6-31542-14-0-1 |
| inox | 122.110* | | | | | | | | | 6-31542-14-0-8 |

- 2) **122.053**

Prihvatna pločica (ravna) 22x3/NL11
- oznaka proizvođača GU: 6-40059-02-0-8
Striking plate (flat) 22x3/NL11
- manufacturer code GU: 6-40059-02-0-8

- 3) **122.054** (lijevi/left) ; **122.079** (desni/right)

Prihvatni lim (ravni) 22x3/NL11,
- oznaka proizvođača GU: 6-39257-01-L-8 (lijevi);
6-39257-01-R-8 (desni)

Striking plate (flat) 22x3/NL11,
- manufacturer code GU: 6-39257-01-L-8 (left);
6-39257-01-R-8 (right)

- 4) **122.030**

Kučište zasuna brave (62 mm)
- oznaka proizvođača GU: 9-48553-03-0-6.....(Element po želji)
Latch bolt casement (62 mm).
- manufacturer code GU: 9-48553-03-0-6.....(Optional part)

- 5) **122.055**

Elektro otvarač vrata GU ET8 AES 9-24V AC/DC, bez klizača za jezičak, opruga 60N (100%E)
- oznaka proizvođača GU: 6-38473-02-0-1.....(Elektro otvarač se koristi po želji)
Electric door opener GU ET8 AES 9-24V AC/DC, without latch slide cover, latch spring 60N (100%E)
- manufacturer code GU: 6-38473-02-0-1.....(Electric door opener is optional)

Dodatni okov za visine krila 2415-2800 mm Additional hardware for leaf heights 2415-2800 mm

- 6) **122.077 (čelik/steel); 122.118 (inox)**


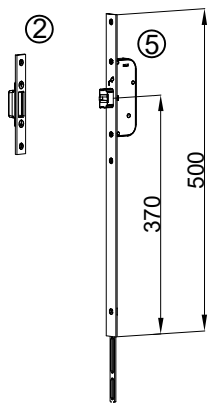
Secury produžetak brave MR2/24x3/500 mm - ravna potisna ploča (Element po želji)
- dodatno gornje ključanje za visine krila 2415-2800 mm
- oznaka proizvođača GU: 6-37395-12-0-1 (čelik)
6-37395-12-0-8 (inox)
Secury lock extension MR2/24x3/500 mm - flat faceplate (Optional part)
(additional upper lock for leaf heights 2415-2800 mm)
- manufacturer code GU: 6-37395-12-0-1 (steel)
6-37395-12-0-8 (inox)

- 2) **122.053**

Prihvatna pločica (ravna) 22x3/NL11
- oznaka proizvođača GU: 6-40059-02-0-8
Striking plate (flat) 22x3/NL11
- manufacturer code GU: 6-40059-02-0-8

*Preporučuje se korištenje u uvjetima gdje je potrebna visoka antikorozivna zaštita
*Recommended for use in conditions where high corrosion protection is required

SIGURNOSNA BRAVA 35 mm S TRI MJESTA KLJUČANJA - GU SECURITY (SECA) SAFETY LOCK 35 mm WITH 3 LOCKING POINTS - GU SECURITY (SECA)



Okov za visine krila 1898-2414 mm
Hardware for leaf heights 1898-2414 mm

1) Brava GU Secury s automatskim zasunima (SECA)
Multipoint lock with automatic bolts GU Secury (SECA)

| | Oznaka FEAL Code FEAL | Dubina Depth | Potisna ploča Push plate | Visina ručke (A) Handle height (A) | Rastojanje (E) Distance (E) | Četvrtka Quarter | Visina brave (B) Lock height (B) | (C) | (D) | Oznaka proizvođača Manufacturer code |
|------------------|--------------------------------|-----------------|-----------------------------------|---|--------------------------------------|---------------------|---|-----|-----|---|
| čelik (steel) | 122.071 | 35 | 24x2.5 | 1020 | 92 | □ 8 | 2285 | 760 | 730 | 6-28479-31-0-1 |
| inox | 122.112* | | | | | | | | | 6-28479-31-0-8 |

2) **122.053**
Prihvatna pločica (ravna) 22x3/NL11
- oznaka proizvođača GU: 6-40059-02-0-8
Striking plate (flat) 22x3/NL11
- manufacturer code GU: 6-40059-02-0-8

3) **122.054** (lijevi/left) ; **122.079** (desni/right)
Prihvatni lim (ravni) 22x3/NL11,
- oznaka proizvođača GU: 6-39257-01-L-8 (lijevi);
6-39257-01-R-8 (desni)
Striking plate (flat) 22x3/NL11,
- manufacturer code GU: 6-39257-01-L-8 (left);
6-39257-01-R-8 (right)

4) **122.030**
Kučište zasuna brave (62 mm)
- oznaka proizvođača GU: 9-48553-03-0-6.....(Element po želji)
Latch bolt casement (62 mm).
- manufacturer code GU: 9-48553-03-0-6.....(Optional part)

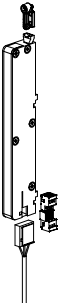
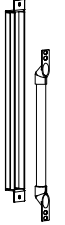

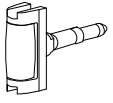
Dodatni okov za visine krila 2415-2800 mm
Additional hardware for leaf heights 2415-2800 mm

5) **122.078** (čelik/steel); **122.119** (inox)
Secury produžetak brave SECA/24x3/500 mm - ravna potisna ploča (Element po želji)
(dodatno gornje ključanje za visine krila 2415-2800 mm)
- oznaka proizvođača GU: 6-37394-12-0-1 (čelik)
6-37394-12-0-8 (inox)
Secury lock extension SECA/24x3/500 mm - flat faceplate (Optional part)
(additional upper lock for leaf heights 2415-2800 mm
- manufacturer code GU: 6-37394-12-0-1 (steel)
6-37394-12-0-8 (inox)

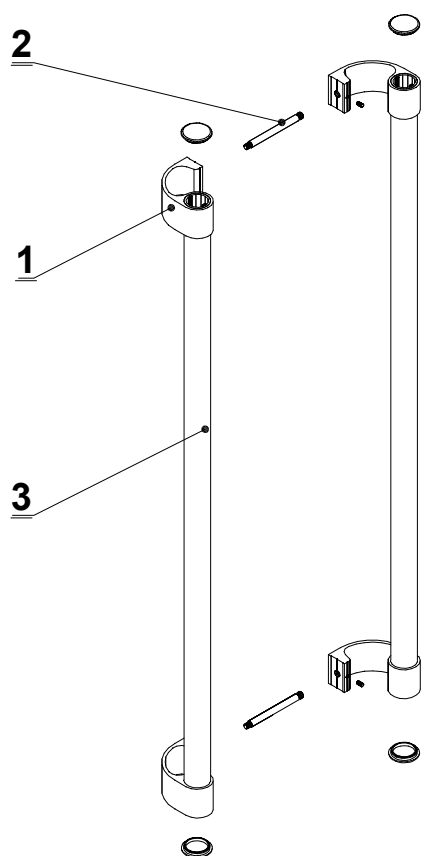
2) **122.053**
Prihvatna pločica (ravna) 22x3/NL11
- oznaka proizvođača GU: 6-40059-02-0-8
Striking plate (flat) 22x3/NL11
- manufacturer code GU: 6-40059-02-0-8

*Preporučuje se korištenje u
uvjetima gdje je potrebna
visoka antikorozivna zaštita
*Recommended for use in
conditions where high
corrosion protection is required

DODACI ZA SIGURNOSNE BRAVE 35mm S TRI MJESTA KLJUČANJA - GU SECURY MR2 I SECA
ACCESSORIES FOR SAFETY LOCKS 35 MM WITH 3 LOCKING POINTS - GU SECURY MR2 AND SECA

| Oznaka Code | Izgled-presjek View-cross section | Opis Description | Materijal Material | Napomena Remark |
|----------------|---|---|-----------------------|--------------------|
| 142.056 |  | <ul style="list-style-type: none"> - Set Secury A-offner Elektro motor (motorno otvaranje brave SECA) - Oznaka proizvođača GU: K-18153-01-0-0 - Set Secury A-offner electromotor (motorized opening for the SECA lock) - Manufacturer code GU: K-18153-01-0-0 | | |
| 142.057 |  | <ul style="list-style-type: none"> - Zaštita kabla 24x260x17 Ø10 do 100° otvaranje - Oznaka proizvođača GU: 6-29854-00-0-0 - Concealed cable duct 24x260x17 Ø10 up to 100° opening - Manufacturer code GU: 6-29854-00-0-0 | | |
| 122.042 |  | <ul style="list-style-type: none"> - Prihvatni dio za valjak (za bravu MR2) - Oznaka proizvođača GU: K-15597-01-0-6 - Receiving part for the roller (for lock MR2) - Manufacturer code GU: K-15597-01-0-6 | Al Pvc | |
| 122.040 |  | <ul style="list-style-type: none"> - Valjak za bravu 35 mm (MR2) - Oznaka proizvođača GU: 6-36144-35-0-1 A - Roller for lock 35 mm (MR2) - Manufacturer code GU: 6-36144-35-0-1 A | | |
| | | | | |
| | | | | |

RUKOHVAT ZA VRATA (OBOSTRANO) DOOR PULL HANDRAIL (BOTH SIDES)



1. Art. **100.019** kom 1
 Artikal sadržava:
 -nosač rukohvata, vanjski art.391.182 kom 2
 -nosač rukohvata, unutarnji art.391.181 kom 2
 -čep za profil rukohvata art. 375.075 kom 4
 -vijak imbus M6x10 DIN 914 art.431.342 kom 2
 -vijak imbus M5x4 DIN 913 art.431.805 kom 4

2. Art. **391.171** (za mimokretna vrata) kom 2
 -inox osovina (L= 66mm) kom 2
 Art. **391.173** (za ulazna vrata) kom 2
 -inox osovina (L= 74mm) kom 2

3. Profil rukohvata vrata **F-0829** kom 2
 Profil F-0829 se pila na mjeru - prema zahtjevu kupca,
 a isporučuje se u standardnoj mjeri - 6500 mm

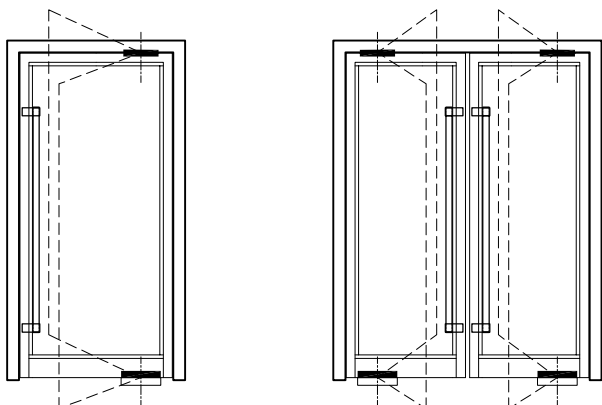
1. Art. **100.019** pcs 1
 Elements of products:
 -handrail carrier, outside art.391.182 pcs 2
 -handrail carrier, inside art.391.181 pcs 2
 -plug for profile of handrail art. 375.075 pcs 4
 -screw M6x10 DIN 914 art.431.342 pcs 2
 -screw M5x4 DIN 913 art.431.805 pcs 4

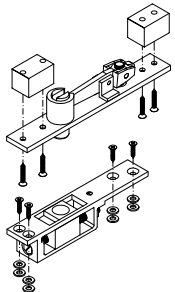
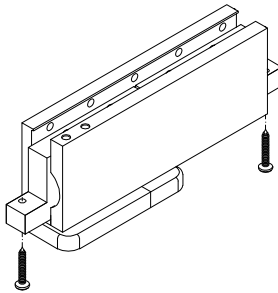
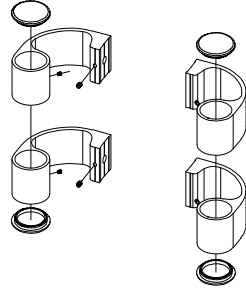
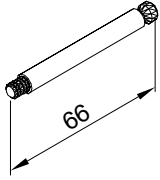
2. Art. **391.171** (for push and pull doors) pcs 2
 -inox shaft (L= 66mm) pcs 2
 Art. **391.173** (for entrance doors) pcs 2
 -inox shaft (L= 74mm) pcs 2

3. Handrail profile of door **F-0829** pcs 2
 The profile OF-0829 is cutted at dimension- according to
 request of customer and delivering in standard dimension-6500 mm

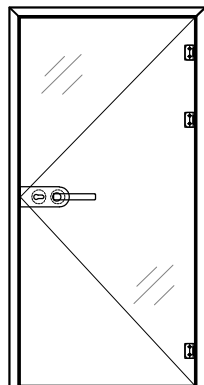
| Oznaka Code | Izgled-presjek View-cross section | Opis Description | Materijal Material | Napomena Remark |
|---|--------------------------------------|--|-----------------------|--------------------|
| 100.019 01 02 03 | | - Nosač rukohvata F-0829 - Boje: 01- bijela; 02 - siva;03 - crna - Carrier handrail F-0829 - Color: 01- white; 02 - gray;03 - black | | |
| 391.171 | | - Inox osovina (L=66 mm) (za mimokretna vrata) - Inox shaft (L=66 mm) (for push and pull doors) | Inox | |
| 391.173 | | - Inox osovina (L=74 mm) (za ulazna vrata) - Inox shaft (L=74 mm) (for entrance doors) | Inox | |

MIMOKRETNA VRATA PUSH AND PULL DOORS




| Oznaka Code | | Opis Description | Materijal Material | Napomena Remark |
|------------------------|---|--|-----------------------|--------------------|
| 146.010 |  | - Sklop gornjeg mehanizma mimokretnih vrata - Upper mechanism assembly at push and pull door | | |
| 140.086 |  | - Sklop automata u krilu mimokretnih vrata - Closing device assembly in the leaf at push and pull door | | |
| 100.019 01 02 03 |  | - Nosač rukohvata F-0829 - Boje: 01- bijela; 02 - siva; 03 - crna - Handrail carrier F-0829 - Color: 01- white; 02 - gray; 03 - black | | |
| 391.171 |  | - Inox osovina (L=66 mm) - Inox shaft (L=66 mm) | Inox | |

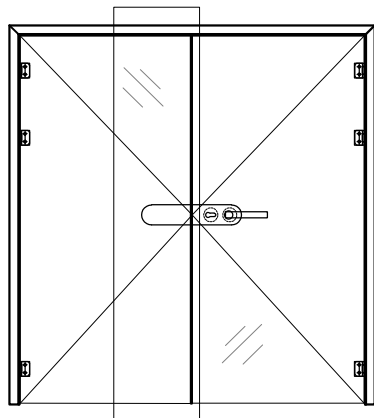
JEDNOKRILNA VRATA SA STAKLENIM KRILOM, OTVARANJE UNUTRA SINGLE-LEAF DOOR WITH GLASS LEAF, INWARD OPENING

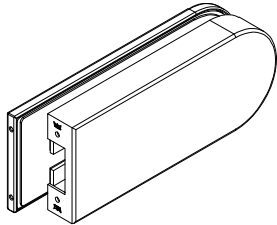
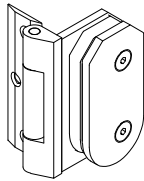


| Oznaka Code | | Opis Description | Materijal Material | Napomena Remark |
|----------------|--|--|-----------------------|--------------------|
| 120.017.10 | | <ul style="list-style-type: none"> - Brava za vrata sa staklenim krilom (jednostruko staklo) - Oznaka proizvođača Dorma: Studio Rondo 10.202.150 - Prirodna boja aluminija - Boja: 10- EV1 - Lock for door with glass leaf (single pane glass) - Manufacturer code Dorma: Studio Rondo 10.202.150 - Alu silver anodized - Color: 10- EV1 | | |
| 120.019.10 | | <ul style="list-style-type: none"> - Ručka za vrata sa staklenim krilom - Oznaka proizvođača Dorma: 10.329.150 - Prirodna boja aluminija - Boja: 10- EV1 - Handle for door with glass leaf - Manufacturer code Dorma: 10.329.150 - Alu silver anodized - Color: 10- EV1 | | |
| 110.008.10 | | <ul style="list-style-type: none"> - Šarka za vrata sa staklenim krilom (jednostruko staklo) - Oznaka proizvođača Glasmarte: (Art.-Nr.963709) - Boja: 10- EV1 - Hinge for door with glass leaf (single pane glass) - Manufacturer code Glasmarte: (Art.-Nr.963709) - Color: 10- EV1 | | |
| 124.025 | | <ul style="list-style-type: none"> - Cilindar (uložak) za bravu - Oznaka proizvođača Stublina: 5052.00.520 (dužina cilindra 31+31 mm) - Cylinder (lock insert) - Manufacturer code Stublina: 5052.00.520 (cylinder length 31+31 mm) | | |

| Oznaka Code | Izgled-presjek View-cross section | Opis Description | Materijal Material | Napomena Remark |
|----------------|---|--|-----------------------|--------------------|
| 391.228.10 |  | <ul style="list-style-type: none">- Pihvatna pločica- Boja: 10 - EV1- Striking plate- Color: 10 - EV1 | Al. | |
| | | | | |
| | | | | |
| | | | | |
| | | | | |
| | | | | |
| | | | | |
| | | | | |
| | | | | |

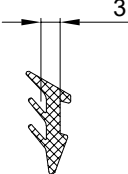
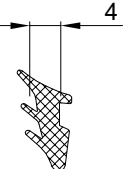
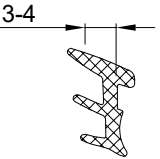
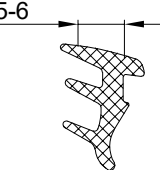
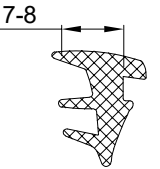
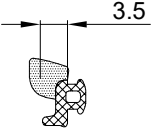
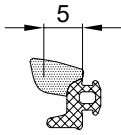
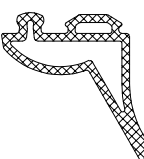
KLJUČANJE POMOĆNOG KRILA KOD DVOKRILNIH VRATA SA STAKLENIM KRILOM, OTVARANJE UNUTRA
LOCKING OF AUXILIARY LEAF ON DOUBLE DOOR WITH GLASS LEAF, INWARD OPENING


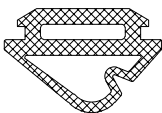
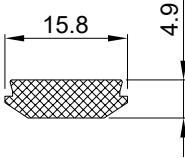
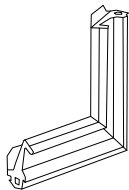


| Oznaka Code | | Opis Description | Materijal Material | Napomena Remark |
|----------------|---|--|-----------------------|--------------------|
| 120.018.10 |  | <ul style="list-style-type: none"> - Pripjatnik brave za vrata sa staklenim krilom (jednostruko staklo) - otvaranje 90° - Oznaka proizvođača Dorma: Studio Rondo 10.220.150 - Prirodna boja aluminija - Boja: 10 - EV1 - Lock acceptor for door with glass leaf (single pane glass) - opening 90° - Manufacturer code Dorma: Studio Rondo 10.220.150 - Alu silver anodized - Color: 10 - EV1 | | |
| 110.008.10 |  | <ul style="list-style-type: none"> - Šarka za vrata sa staklenim krilom (jednostruko staklo) - Oznaka proizvođača Glasmarte: (Art.-Nr.963709) - Boja: 10- EV1 - Hinge for door with glass leaf (single pane glass) - Manufacturer code Glasmarte: (Art.-Nr.963709) - Color: 10- EV1 | | |
| | | | | |
| | | | | |


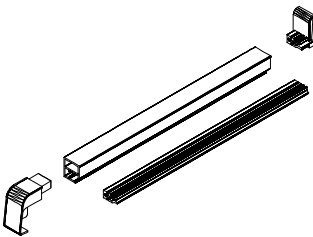

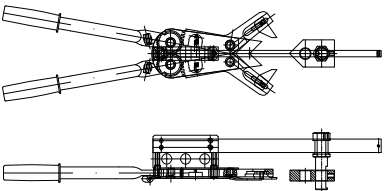
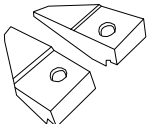
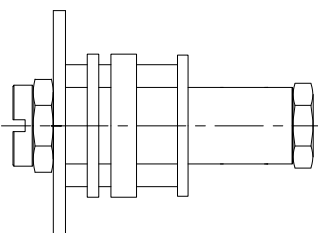
Brve
Gaskets

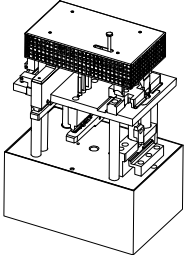
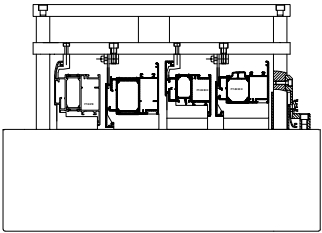
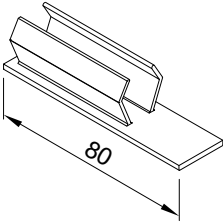
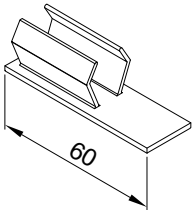
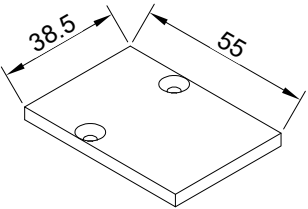
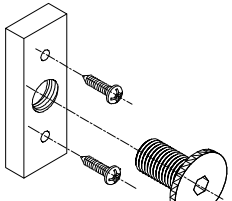
| Oznaka Code | Izgled-presjek View-cross section | Opis Description | Materijal Material | Napomena Remark |
|----------------|---|--|-----------------------|--------------------|
| 338.003 |  | - Centralna brtva - Central gasket | EPDM | 70±5ShA |
| 314.001 |  | - Brtva u profilu rama - Gasket in frame profile | TPE | 65ShA |
| 328.001 |  | - Brtva u profilu krila i rama - Gasket in sash and frame profile | EPDM | 60±5ShA |
| 328.006 |  | - Brtva u profilu krila i rama - Gasket in sash and frame profile | EPDM | 60±5ShA |
| 328.007 |  | - Brtva prema staklu /vanjska/ - Glazing gasket /exterior/ | EPDM | |
| 328.002 |  | - Brtva prema staklu /vanjska/ - Glazing gasket /exterior/ | EPDM | 60±5ShA |
| 328.003 |  | - Brtva prema staklu /vanjska/ - Glazing gasket /exterior/ | EPDM | 60±5ShA |
| 318.014 |  | - Brtva prema staklu /unutarnja/ - Glazing gasket /interior/ | EPDM | 70±5 ShA |

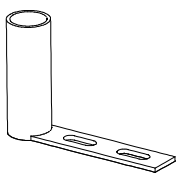
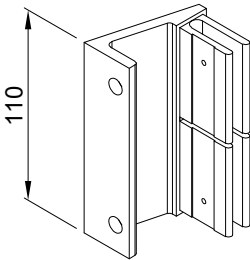
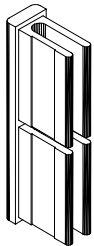
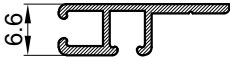
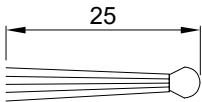
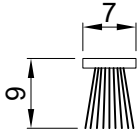
| Oznaka Code | Izgled-presjek View-cross section | Opis Description | Materijal Material | Napomena Remark |
|----------------|---|---|---|------------------------------|
| 318.001 |  | - Brtva prema staklu /unutarnja/ - Glazing gasket /interior/ | EPDM | 70±5ShA |
| 318.002 |  | - Brtva prema staklu /unutarnja/ - Glazing gasket /interior/ | EPDM | 70±5ShA |
| 318.015 |  | - Brtva prema staklu /unutarnja/ - Glazing gasket /interior/ | EPDM | 70±5 ShA |
| 318.016 |  | - Brtva prema staklu /unutarnja/ - Glazing gasket /interior/ | EPDM | 70±5 ShA |
| 318.017 |  | - Brtva prema staklu /unutarnja/ - Glazing gasket /interior/ | EPDM | 70±5 ShA |
| 328.202 |  | - Brtva prema staklu /vanjska/ - Glazing gasket /exterior/ | EPDM + spužvasti EPDM EPDM + foam EPDM | 60±5ShA 0.6±0.15 g/cm³ |
| 328.203 |  | - Brtva prema staklu /vanjska/ - Glazing gasket /exterior/ | EPDM + spužvasti EPDM EPDM + foam EPDM | 60±5ShA 0.6±0.15 g/cm³ |
| 334.007 |  | -Brtva u profilu F-1686 (vrata sa staklenim krilom) -Gasket in profile F-1686 (Door with glass leaf) | TPE | 50ShA |

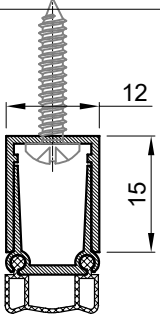
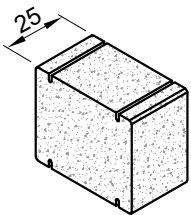
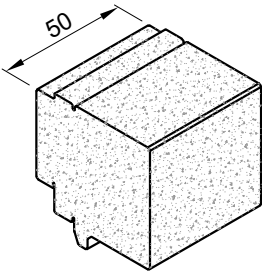
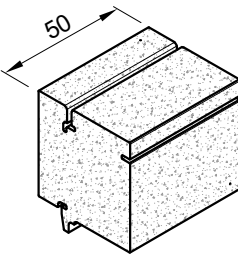
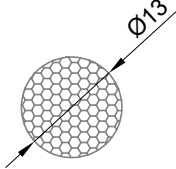
| Oznaka Code | Izgled-presjek View-cross section | Opis Description | Materijal Material | Napomena Remark |
|----------------|--|--|---|--|
| 348.088 |  | - Brtva prema profilu praga - Gasket towards the threshold profile | EPDM + Spužvasti EPDM EPDM + Foam EPDM | 70±5ShA 0.9±0.15 g/cm ³ |
| 344.071 |  | - Brtva prema pragu vrata-otvaranje vani - Gasket towards door treshold -exterior opening | TPE | 65ShA |
| 344.058 |  | - Brtva u profilu praga - Gasket in threshold profile | TPE | 65ShA |
| 366.001 |  | - Kutni umetak za centralnu brtvu 338.003 - Corner insert for central gasket 338.003 | EPDM | 35ShA |
| | | | | |
| | | | | |
| | | | | |
| | | | | |
| | | | | |
| | | | | |
| | | | | |

Dodaci
Accessories

| Oznaka Code | Izgled-presjek View-cross section | Opis Description | Materijal Material | Napomena Remark |
|-------------------------|---|--|-----------------------|--------------------|
| 301.006. 01 02 03 |  | <ul style="list-style-type: none"> - Set za bočni čep prozorske klupice (za klupice do 280 mm) - Boje: 01- bijela; 02 - siva; 03 - crna - Aluminium window sill side caps (for window sill up to 280 mm) - Color: 01- white; 02 - gray; 03 - black | PVC TPE Al. | |
| 301.009. 01 02 03 |  | <ul style="list-style-type: none"> - Set za bočni čep prozorske klupice (za klupice do 280 mm) - Boje: 01- bijela; 02 - siva; 03 - crna - Aluminium window sill side caps (for window sill up to 280 mm) - Color: 01- white; 02 - gray; 03 - black | PVC TPE Al. | |
| 301.010. 01 02 03 |  | <ul style="list-style-type: none"> - Set za bočni čep prozorske klupice (za klupicu do 360 mm) - Boje: 01- bijela; 02 - siva; 03 - crna - Aluminium window sill side caps (for window sill up to 360 mm) - Color: 01- white; 02 - gray; 03 - black | PVC TPE Al. | |
| 240.001 |  | <ul style="list-style-type: none"> - Kliješta za kutne spojnice - Manual crimping tool | | |
| 240.001.00.01 |  | <ul style="list-style-type: none"> - Noževi za kliješta kutnih spojnica - Knives for crimper corner joint | | |
| 220.003 |  | <ul style="list-style-type: none"> - Grupa glodala za obradu profila prečki prema profilu rama, krila i prečke - Milling tools for processing of a crossbar profiles according frame, sash and crossbar profile | Čelik Steel | |

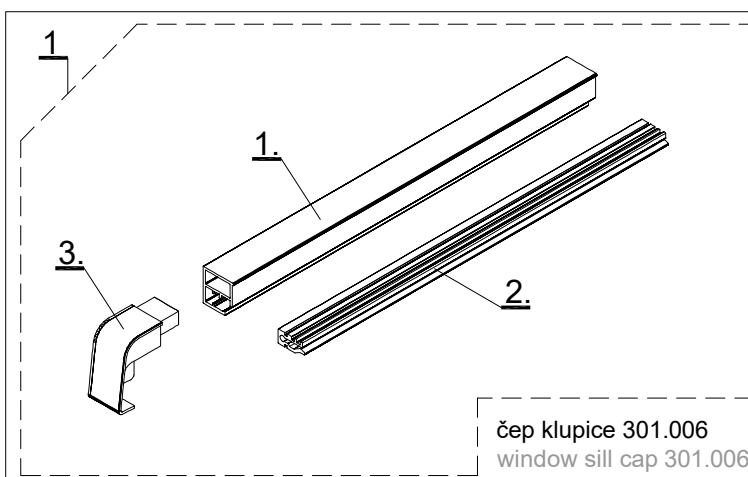
| Oznaka Code | Izgled-presjek View-cross section | Opis Description | Materijal Material | Napomena Remark |
|------------------------|---|---|-----------------------|--------------------|
| 210.001 |  | <ul style="list-style-type: none"> - Štanca za otklopno zaokretne sisteme prozora i vrata - Stara oznaka: Štanca S1 - Punching machine for tilt-turn systems of windows and doors - Former code: Štanca S1 | | |
| 210.009 |  | <ul style="list-style-type: none"> - Pneumatska štanca za obradu odvoda kondenzata i provjetranje - Stara oznaka : Štanca S9 - Pneumatic punch for processing drainage and ventilation holes - Former code : Štanca S9 | | |
| 521.287.01 02 03 |  | <ul style="list-style-type: none"> - Umetak za profil ojačanja prečke (za profile NP-4183 i NP-4184) - Boje: 01- bijela; 02 - siva; 03 - crna - End insert for window crossbar reinforcement (for profiles NP-4183 and NP-4184) - Color: 01- white; 02 - gray; 03 - black | Al. | |
| 521.288.01 02 03 |  | <ul style="list-style-type: none"> - Umetak za profil ojačanja prečke (za profile F-1634 i NP-4184) - Boje: 01- bijela; 02 - siva; 03 - crna - End insert for window crossbar reinforcement (for profiles F-1634 and NP-4184) - Color: 01- white; 02 - gray; 03 - black | Al. | |
| 391.219.01 02 03 |  | <ul style="list-style-type: none"> - Umetak za profil ojačane prečke M45-721 - Boje: 01- bijela; 02- siva; 03- crna - Insert for reinforcement crossbar profile M45-721 - Color: 01- white; 02- gray; 03- black | Al | |
| 521.286 |  | <ul style="list-style-type: none"> - Element za ugradnju - Instalation elemet | Al. PVC. | |

| Oznaka Code | Izgled-presjek View-cross section | Opis Description | Materijal Material | Napomena Remark |
|------------------------|---|---|-----------------------|--------------------|
| 521.059 |  | - Nosač za profil F-0352/A - Support for profile F-0352/A | Al. | |
| 521.148 |  | - Nosač rukohvata mimokretnih vrata (profil rukohvata F-0062) - Handrail holder for push and pull door (handrail profile F-0062) | Al. | |
| 391.045.01 02 03 |  | - Bočni umetak za profil rukohvata F-0062 (Stara oznaka: DE-0340) - Boje: 01- bijela; 02 - siva; 03 - crna - Side cap for handrail profile F-0062 (Former code: DE-0340) - Color: 01- white; 02 - gray; 03 - black | Al. | |
| 521.001 |  | - Držač četkaste brtve, L=2000 mm (Stara oznaka: Z 801) - Brush gasket holder, L=2000 mm (Former code: Z 801) | Al. | |
| 347.001 |  | - Četkasta brtva 25 mm, L=2000 mm, (crna) (Stara oznaka: Z 802) - Oznaka proizvođača Schlegel: 2U929288 - Brush gasket 25 mm, L=2000 mm, (black) (Former code: Z 802) - Manufacturer code Schlegel: 2U929288 | | |
| 347.003 |  | - Četkasta brtva 7x9, (crna) - Oznaka proizvođača Schlegel: 2A773288016CJ - Brush seal 7x9, (black) - Manufacturer code Schlegel: 2A773288016CJ | PP | |

| Oznaka Code | Izgled-presjek View-cross section | Opis Description | Materijal Material | Napomena Remark |
|----------------|---|---|-----------------------|--|
| 306.001 |  | <ul style="list-style-type: none"> - Padajuća brtva - Oznaka proizvođača Fapim: Domatic A6003 - Drop seal - Manufacturer code Fapim: Domatic A6003 | Al. + EPDM | |
| 340.271 |  | <ul style="list-style-type: none"> - XPS pregrada - Za profil rama: M45-714 - XPS barrier - For frame profile: M45-714 | XPS | |
| 340.428 |  | <ul style="list-style-type: none"> - XPS pregrada - Za profil krila: M45-739 - XPS barrier - For leaf profile: M45-739 | XPS | Za vrata sa zahtjevom protudimnosti For smoke tightness performance improvement |
| 340.504 |  | <ul style="list-style-type: none"> - XPS pregrada - Za profil krila: M45-760 - XPS barrier - For leaf profile: M45-760 | XPS | |
| 348.001 |  | <ul style="list-style-type: none"> - Izolacijska ispuna Nomatec Ø13 (Spužvasta ispuna po opsegu stakla) - Oznaka proizvođača NMC: 3000152 - Insulation around the glass Nomatec Ø13 (foam insulation around the glass) - Manufacturer code NMC: 3000152 | XPE | |
| | | | | |

SET ZA BOČNI ČEP PROZORSKE KLUPICE 301.006
SET FOR SIDE CAP OF WINDOW SILL 301.006

- 1. - Osnovni profil
- 2. - PVC prihvatnik klupice
- 3. - Vanjski čep-prihvatnik klupice i profila
- 1. - Basic profile
- 2. - PVC window sill acceptor
- 3. - Outside cap - sill and profile acceptor

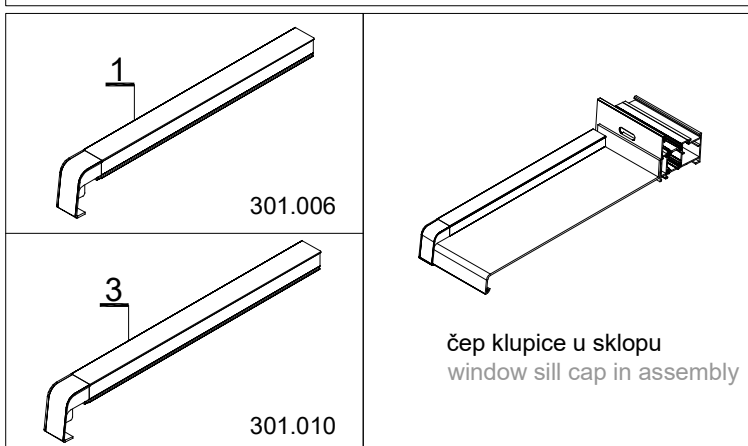


- 1 - Set za bočni čep klupice 301.006
- 2 - Set za bočni čep klupice 301.009
- 3 - Set za bočni čep klupice 301.010

-Setovi bočnih čepova 301.006 i 301.009 su u veličini profila klupice F-0680/J (280 mm)
-Za manje klupice se radi skraćivanje čepa prema mjerama u uputstvu artikla
-Set za bočni čep 301.010 - (360 mm)
-Izbor boje čepova prema RAL-karti

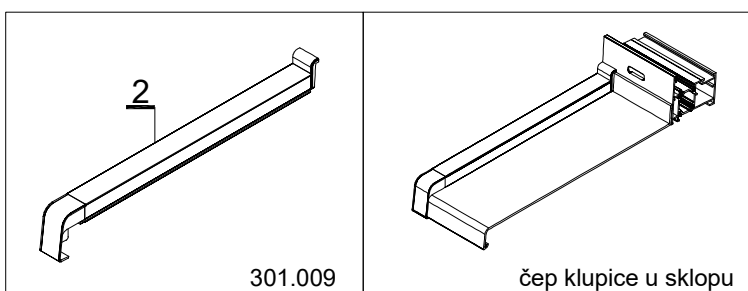
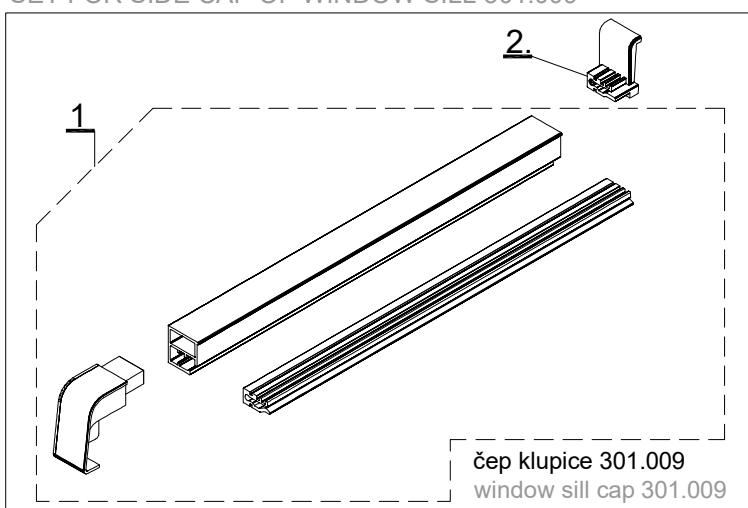
- 1 - Set for side cap of window sill 301.006
- 2 - Set for side cap of window sill 301.009
- 3 - Set for side cap of window sill 301.010

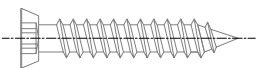
-Side cap set 301.006 and 301.009 are in size of window sill profile F-0680/J (280 mm)
-For smaller window sills side caps are shorten according to article dimensions
-Set for side cap 301.010 - (360 mm)
-Selection of cap colour according to RAL-map



SET ZA BOČNI ČEP PROZORSKE KLUPICE 301.009
SET FOR SIDE CAP OF WINDOW SILL 301.009

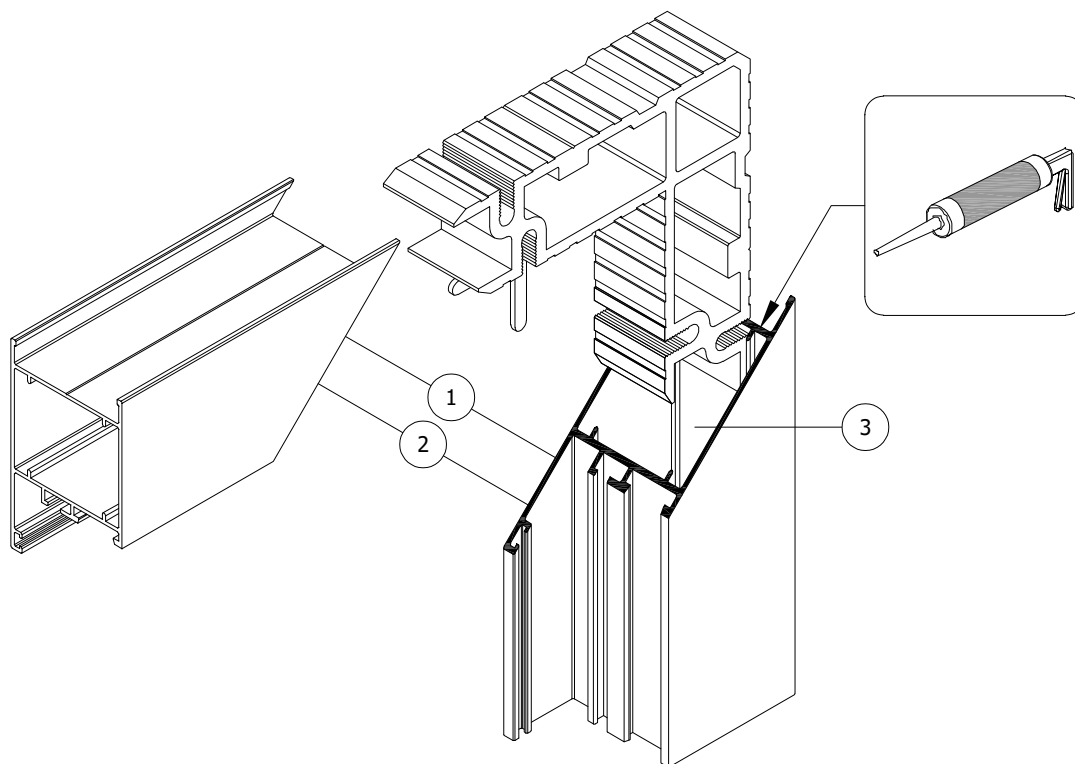
- 1 - Set klupice 301.006
- 2. - Čep do otvora-prihvatnik klupice i profila
- 1 - Window sill set 301.006
- 2. - Cap next to the opening - Window sill and profile acceptor



| Oznaka Code | Opis Description | Izgled-presjek View-cross section | Materijal Material | Napomena Remark | |
|----------------|--|---|--|--------------------|--|
| 433.003 | vijak 3.5x13 DIN 7981 screw 3.5x13 DIN 7981 |  | Inox A2 | | |
| 433.017 | vijak 3.9x16 DIN 7981 screw 3.9x16 DIN 7981 | | Inox A2 | | |
| 433.018 | vijak 3.9x19 DIN 7981 screw 3.9x19 DIN 7981 | | Inox A2 | | |
| 433.019 | vijak 3.9x22 DIN 7981 screw 3.9x22 DIN 7981 | | Inox A2 | | |
| 433.020 | vijak 3.9x25 DIN 7981 screw 3.9x25 DIN 7981 | | Inox A2 | | |
| 433.021 | vijak 3.9x32 DIN 7981 screw 3.9x32 DIN 7981 | | Inox A2 | | |
| 433.042 | vijak 4.8x16 DIN 7981 screw 4.8x16 DIN 7981 | | Inox A2 | | |
| 433.045 | vijak 4.8x25 DIN 7981 screw 4.8x25 DIN 7981 | | Inox A2 | | |
| 433.091 | vijak 3.5x13 DIN 7982 screw 3.5x13 DIN 7982 | |  | Inox A2 | |
| 433.092 | vijak 3.5x16 DIN 7982 screw 3.5x16 DIN 7982 | | | Inox A2 | |
| 433.094 | vijak 3.5x22 DIN 7982 screw 3.5x22 DIN 7982 | Inox A2 | | | |
| 433.106 | vijak 3.9x19 DIN 7982 screw 3.9x19 DIN 7982 | Inox A2 | | | |
| 433.108 | vijak 3.9x25 DIN 7982 screw 3.9x25 DIN 7982 | Inox A2 | | | |
| 431.326 | vijak M5x5 DIN 914 screw M5x5 DIN 914 |  | Inox A2 | | |
| 433.920 | vijak M5x50 DIN 965 screw M5x50 DIN 965 |  | Inox A2 | | |
| 430.188 | udarna tipla sa vijkom (fischer N5x30 S) hammer fix plugs with pre-fitted nails (fischer N5x30 S) |  | Inox A2 | | |
| 430.183 | turbo vijak (fischer FFS 7.5 x 42) turbo screw (fischer FFS 7.5 x 42) |  | Inox A2 | | |
| 430.184 | turbo vijak (fischer FFS 7.5 x 62) turbo screw (fischer FFS 7.5 x 62) | | Inox A2 | | |
| 432.032 | ukrasna matica M8 DIN 1587 decorative nut M5 DIN 1587 |  | Inox A2 | | |

Obrada i montaža
Processing and montage

SPAJANJE PROFILA KUTNICIMA POD KUTEM OD 90°
CONNECTION OF PROFILES WITH CORNER BRACKETS AT 90° ANGLE



POSTUPAK SPAJANJA PROFILA:

1. Sve površine koje se spajaju-rezove očistiti i odmastiti odgovarajućim sredstvom /npr. "Henkel" - *Teroson VR 20 ili Teroson FL+ I.*
2. Premazati sve površine koje se spajaju ljepljivom za metal /npr. "Henkel" - *Teroson MS 939 I.*
3. Ljepilo za metal ubrizgati u komore za kutnik (po opsegu komore)
4. Profile s kutnim spojnicama izravnati i spojiti
5. Dio ljepljiva koji iscuri između rezova očistiti sredstvom za čišćenje i odmašćivanje /npr. "Henkel" - *Teroson VR 20 ili Teroson FL+ I.*

NAPOMENA:

Ovaj postupak spajanja profila primjenjiv je za sve Feal-ove kutnike i njima odgovarajuće komore. Lijepljenjem rezova i kutnika ljepljivima za metal, osigurava se potrebna zrako- i vodonepropusnosti spoja kao i dodatna mehanička čvrstoća spoja.

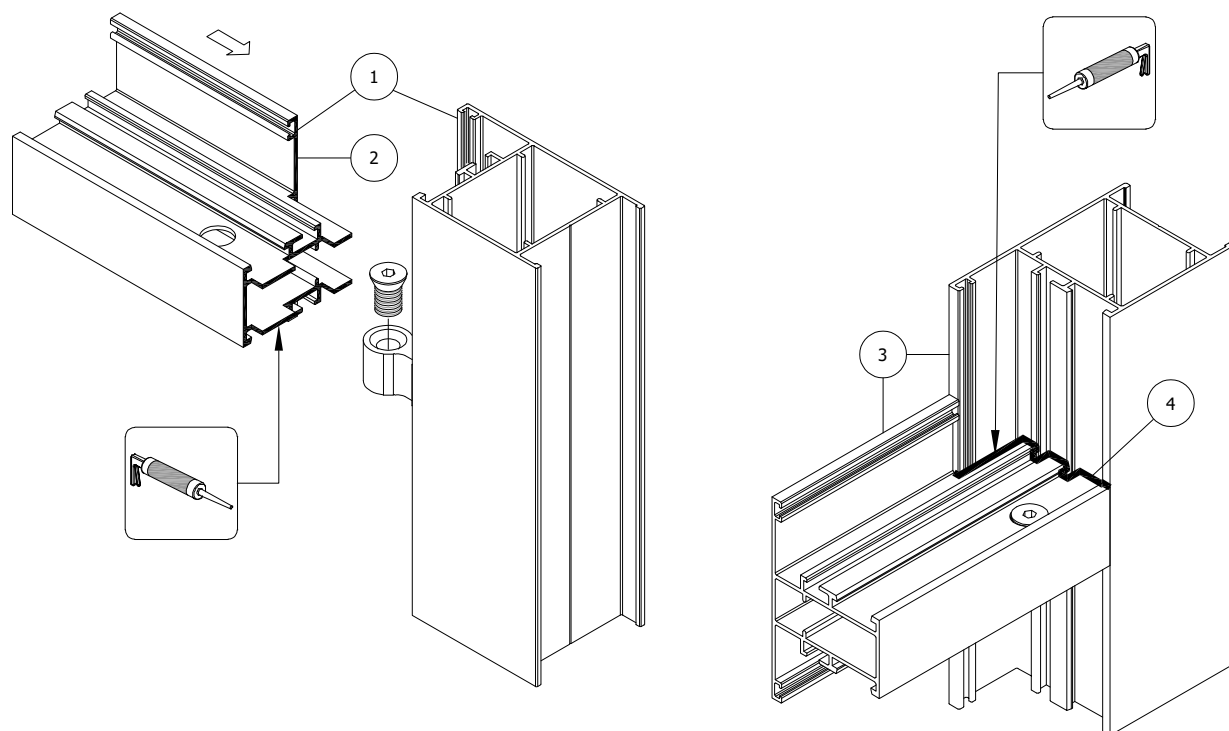
PROFILE CONNECTION PROCEDURE:

1. Clean and degrease all connecting surfaces with suitable products /e.g. "Henkel" - *Teroson VR 20 or Teroson FL+ I.*
2. Smear connecting all surfaces with metal glue /e.g. "Henkel" - *Teroson MS 939 I.*
3. Inject metal glue into chambers for the corner bracket (on chamber edges)
4. Level profiles with corner brackets and connect
5. Leaked glue that comes from the joints remove with cleaning and degreasing products /e.g. "Henkel" - *Teroson VR 20 ili Teroson FL+ I.*

NOTE:

This profile connection procedure is applicable for all Feal corner brackets and their appropriate chambers. By gluing the profile and corner brackets with a metal glue, necessary air and water tightness of the joint as well as additional mechanical properties is ensured

SPAJANJE PROFILA POMOĆU VEZNIKA
CONNECTING OF PROFILES BY USING CONNECTING ELEMENT -(T-BRACKET)



POSTUPAK SPAJANJA PROFILA :

1. Sve površine koje se spajaju-rezove očistiti i odmastiti odgovarajućim sredstvom
/npr. "Henkel" - *Teroson VR 20 ili Teroson FL+ /*.
2. Premazati sve površine koje se spajaju ljepljivom za metal
/npr. "Henkel" - *Teroson MS 939 /*.
3. Profile s veznicima izravnati i spojiti
- 4. Nakon spajanja profila, sve spojeve profila ispuniti ljepljivom za metal**
/npr. "Henkel" - *Teroson MS 939 /*.
5. Dio ljepljive koji iscuri između rezova očistiti sredstvom za čišćenje i odmašćivanje
/npr. "Henkel" - *Teroson VR 20 ili Teroson FL+ /*.

NAPOMENA:

Lijepjenjem rezova, kao i svih spojeva profila sa ljepljivima za metal, osigurava se potrebna zrako i vodonepropusnosti spoja kao i dodatna mehanička čvrstoća spoja.

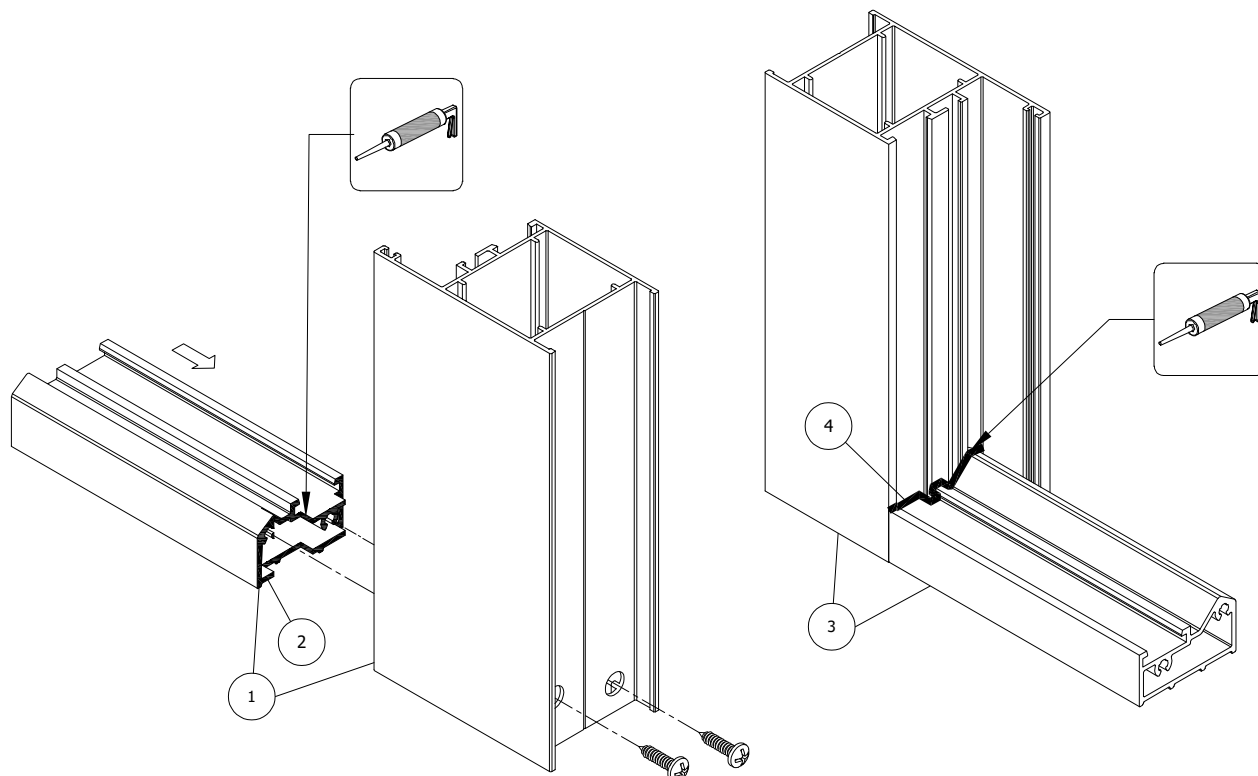
PROFILE CONNECTION PROCEDURE:

1. Clean and degrease all connecting surfaces with suitable products
/e.g. "Henkel" - *Teroson VR 20 ili Teroson FL+ /*.
2. Smear connecting all surfaces with metal glue
/e.g. "Henkel" - *Teroson MS 939 /*.
3. Level profiles with connecting element (T-bracket) and connect
- 4. After joining the profile, all profile joints must be filled with metal glue**
/e.g. "Henkel" - *Teroson MS 939 /*.
5. Leaked glue that comes from the joints remove with cleaning and degreasing products
/e.g. "Henkel" - *Teroson VR 20 ili Teroson FL+ /*.

NOTE:

By gluing the profile, as well as all profile joints with a metal glue, necessary air and water tightness of the joint as well as additional mechanical properties is ensured.

SPAJANJE PROFILA PRAGA SA PROFILOM RAMA POMOĆU VIJAKA
CONNECTING THE THRESHOLD PROFILE WITH FRAME PROFILE USING SCREWS



POSTUPAK SPAJANJA PROFILA :

1. Sve površine koje se spajaju-rezove očistiti i odmastiti odgovarajućim sredstvom
/npr. "Henkel" - *Teroson VR 20 ili Teroson FL+ /*.
2. Premazati sve površine koje se spajaju ljepljivom za metal
/npr. "Henkel" - *Teroson MS 939 /*.
3. Profil praga izravnati i spojiti sa profilom rama.
- 4. Nakon spajanja profila, sve spojeve profila ispuniti ljepljivom za metal**
/npr. "Henkel" - *Teroson MS 939 /*.
5. Dio ljepljiva koji iscuri između rezova očistiti sredstvom za čišćenje i odmašćivanje
/npr. "Henkel" - *Teroson VR 20 ili Teroson FL+ /*.

NAPOMENA:

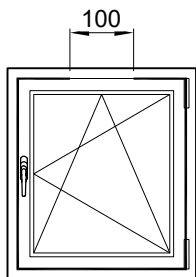
Lijepljenjem rezova, kao i svih spojeva profila sa ljepljivima za metal, osigurava se potrebna zrako i vodonepropusnosti spoja kao i dodatna mehanička čvrstoća spoja.

PROFILE CONNECTION PROCEDURE:

1. Clean and degrease all connecting surfaces with suitable products
/e.g. "Henkel" - *Teroson VR 20 ili Teroson FL+ /*.
2. Smear connecting all surfaces with metal glue
/e.g. "Henkel" - *Teroson MS 939 /*.
3. Level threshold profile with the frame profile and connect them.
- 4. After joining the profile, all profile joints must be filled with metal glue**
/e.g. "Henkel" - *Teroson MS 939 /*.
5. Leaked glue that comes from the joints remove with cleaning and degreasing products
/e.g. "Henkel" - *Teroson VR 20 ili Teroson FL+ /*.

NOTE:

By gluing the profile, as well as all profile joints with a metal glue, necessary air and water tightness of the joint as well as additional mechanical properties is ensured.



UPORABA BRTVE 328.006 U RAMU

-Da li je prozor izložen manjoj ili većoj količini padalina, postoji mogućnost da dođe do "zagušenja" /otvori za kondenzat na profilu rama ne mogu odvesti sve kapljevine koje uđu u za to predviđeni prostor u profilu rama/, te postoji mogućnost ulaska vode u unutarnji dio profila tj. u objekt. Da bi se ovo spriječilo koristi se brtva 328.006.

-Brtvu 328.006 umetnuti po opsegu prozora, samo u gornjem pojasu se brtva prekida radi omogućavanja ventilacije prozora /vidjeti skicu/.

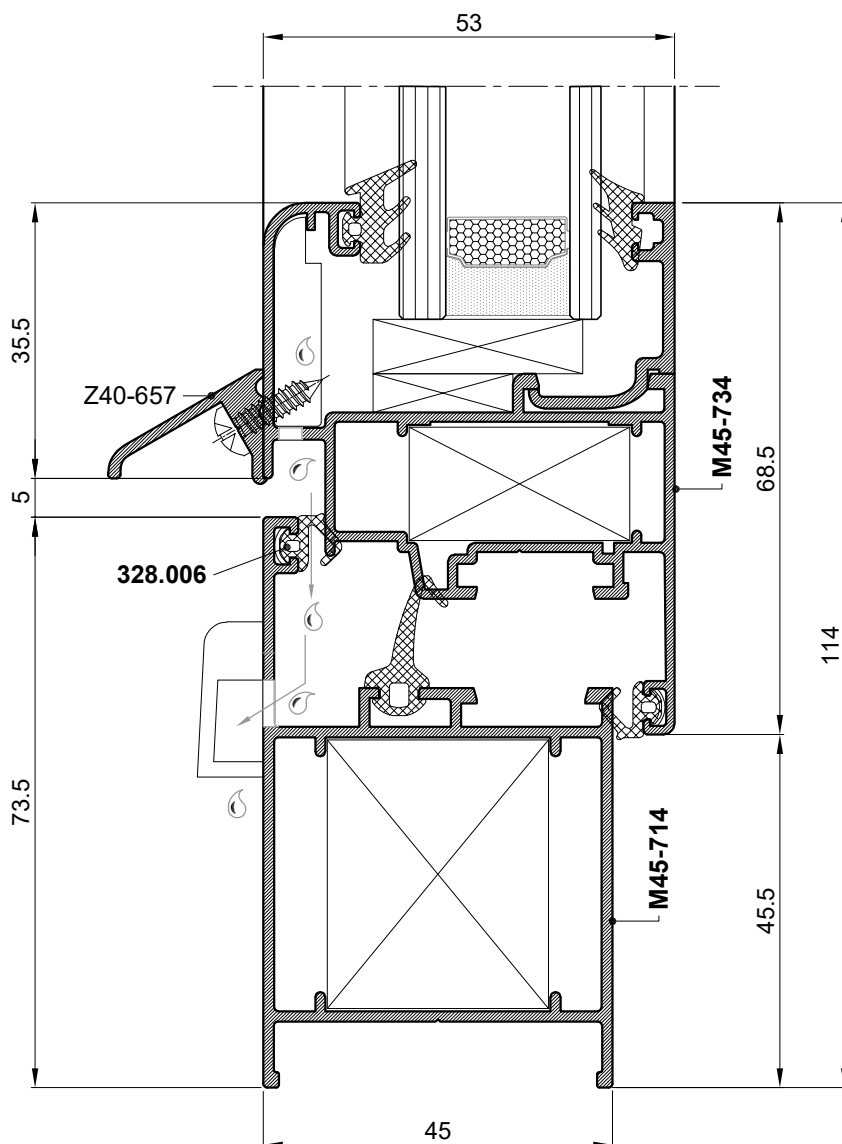
-Korištenje brtve 328.006 zahtjeva uporabu kutnika 730.001.

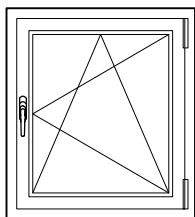
APPLIANCE OF GASKET 328.006 IN FRAME

-If the window is exposed to a smaller or larger amount of precipitation, there is a possibility for "overflowing" and drainage openings for condensate on frame profile can't take out all the water that enters the drainage space in the frame profile, which increases the possibility of water entering into interior part of profile, or inside the object. To prevent this it is recommended to use gasket 328.006.

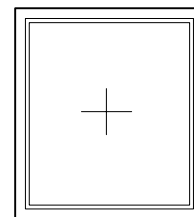
-Gasket 328.006 is to be placed around the sash edges except in upper position where it is partially cut out because of window ventilation /see scheme/.

-Using of gasket 328.006 demands also using of 730.001 corner bracket





ODVOD KAPLJEVINA IZ PROZORA WINDOW WATER DRAINAGE



ODVOD KAPLJEVINA IZ OTVARAJUĆEG PROZORA

Kapljevine koje uđu u krilo između vanjske brtve i staklo ispune, vode se kroz otvor na profilu krila prema vani. Dio kapljevina iz krila i kapljevina s vana ulaze u predviđeni prostor u profilu rama te ga napuštaju kroz otvore u profilu koji se maskiraju čepom 373.003 ili 370.070.
Napomena: Otvore na profilu rama uvijek držati otvorene.

DRAINAGE FROM AN OPENING WINDOW

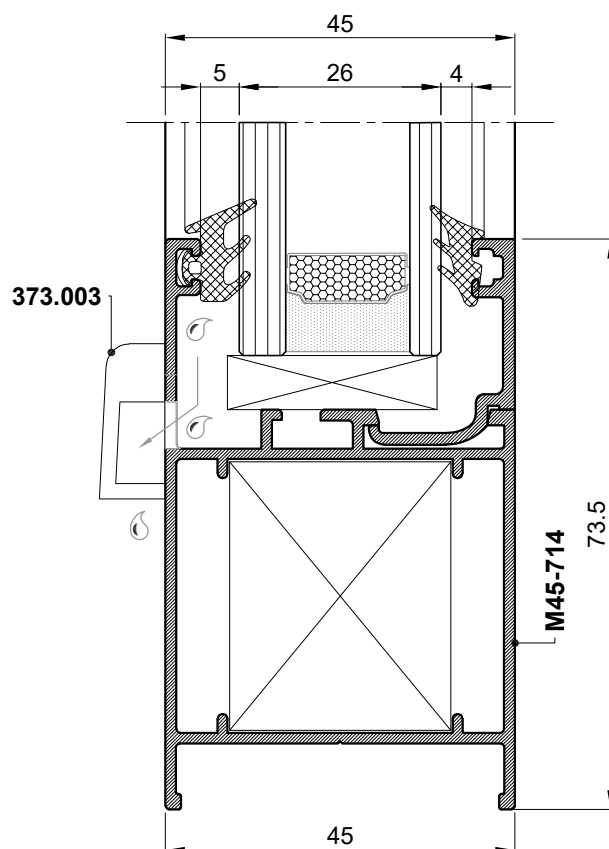
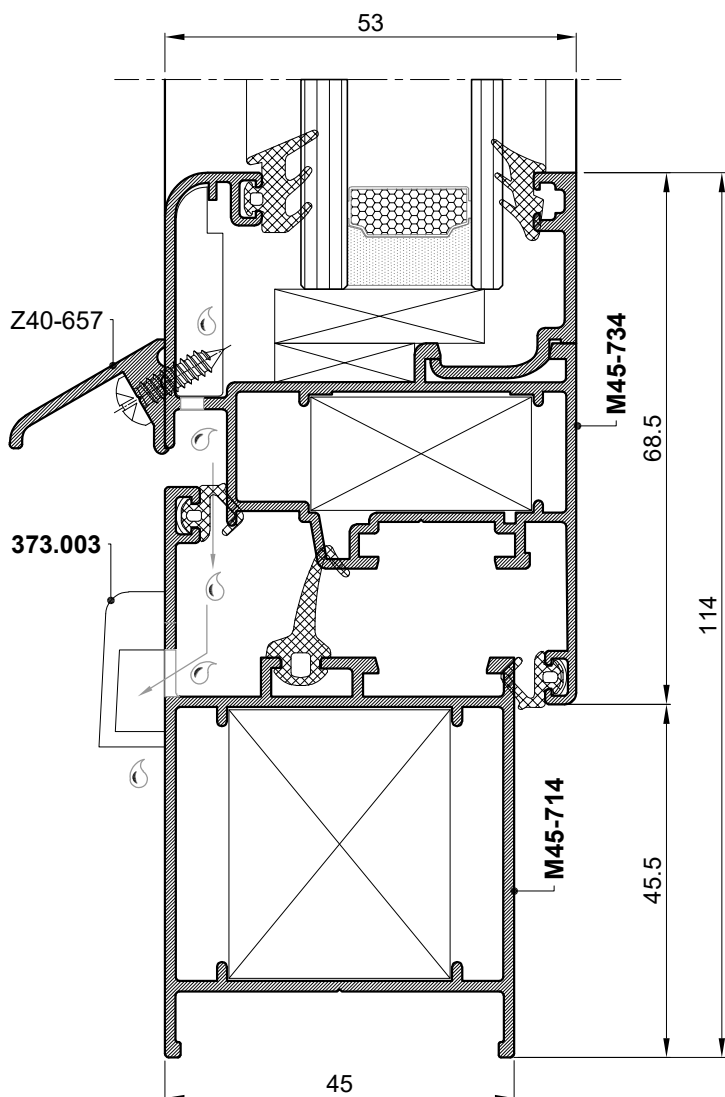
Rain water that enters the sash between exterior gasket and glass filling is drained outwards through drainage openings on the sash profile. Part of the rain water from inside the sash and rain water from outside enters the drainage space in the profile and drains through drainage openings on profile which are masked with cap 373.003 or 370.070.
Note: Drainage openings on profile should be always open.

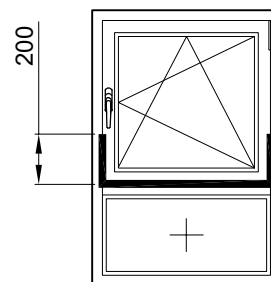
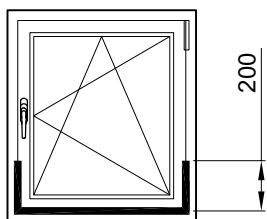
ODVOD KAPLJEVINA IZ FIKSNOG PROZORA

Kapljevine koje uđu u ram između vanjske brtve i staklo ispune, vode se kroz otvor profilu rama prema vani. Otvori u profilu se maskiraju čepom 373.003 ili 370.070.
Napomena: Otvore na profilu rama uvijek držati otvorene.

DRAINAGE FROM AN FIXED WINDOW

Rain water that enters the sash between exterior gasket and glass filling is drained outwards through drainage openings on the frame profile. Drainage openings on the profile are masked with cap 373.003 or 370.070.
Note: Openings on profile should be always open.



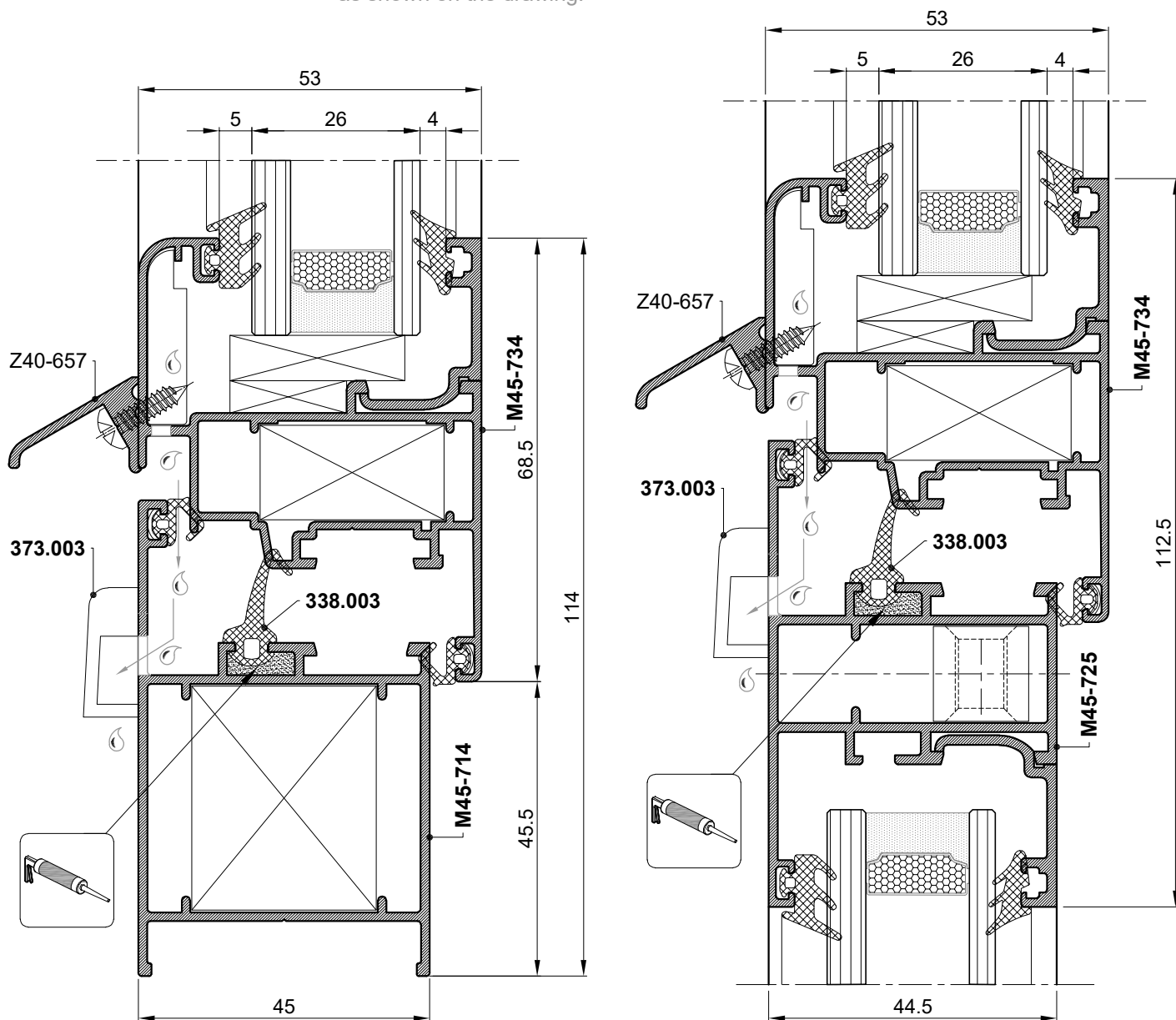


LIJEPLJENJE CENTRALNE BRTVE ZA PODLOGU

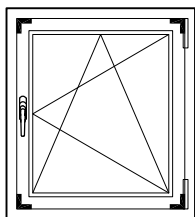
U uvjetima veće izloženosti prozora padalinama, radi mogućeg prodora kapljevina, preporučuje se lijepljenje centralne brtve 338.003 za podlogu, neutralnim ljepilom / npr. "Henkel" - Teroson MS 939 / prema crtežu.

GLUEING OF CENTRAL GASKET TO THE PROFILE

In conditions of larger rain precipitation, to prevent possible rain water breach, it is recommended to glue the central gasket 338.003 to the profile with neutral glue / e.g. "Henkel" - Teroson MS 939 / as shown on the drawing.



DETALJ UGRADNJE KUTNOG UMETKA CENTRALNE BRTVE INSTALLATION DETAIL OF CORNER INSERT CENTRAL GASKET

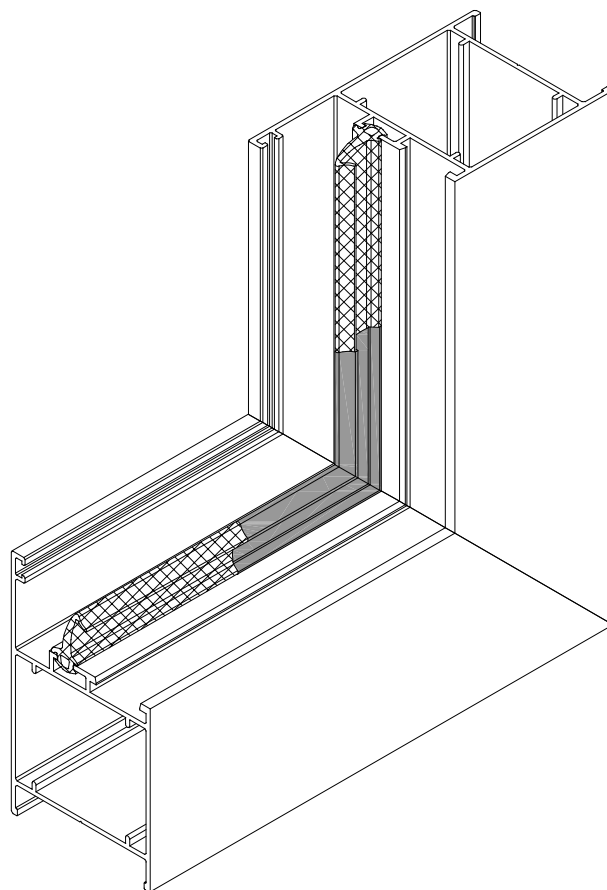
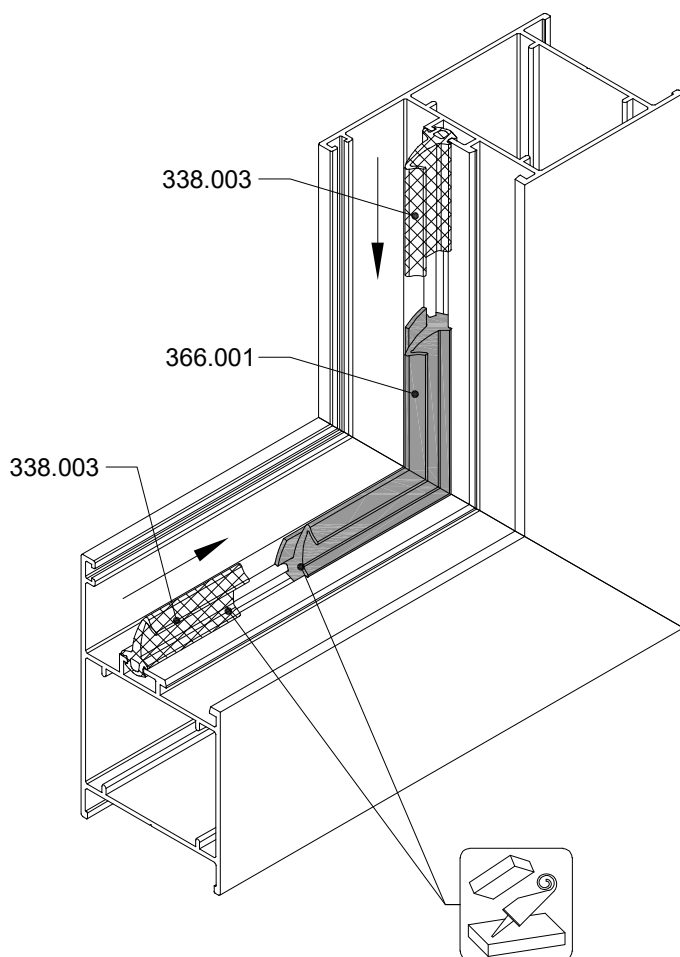


-Preporučuje se, na mjestu dodira, lijepljenje centralne brtve 338.003 i kutnog umetka 366.001 ljepljivom za EPDM (npr. trenutno ljepljivo Loctite 4090).

-Ljepljenjem se osigurava neprekidnost centralne brtve čime se osigurava potrebna zrakopropusnost i vodonepropusnost spoja.

-It is recommended, at the point of contact, bonding of the central gasket 338.003 and the corner insert 366.001 with EPDM adhesive (eg Loctite 4090 instant adhesive).

-Gluing ensures the continuity of the central gasket, ensuring the necessary airtightness and watertightness of the joint.

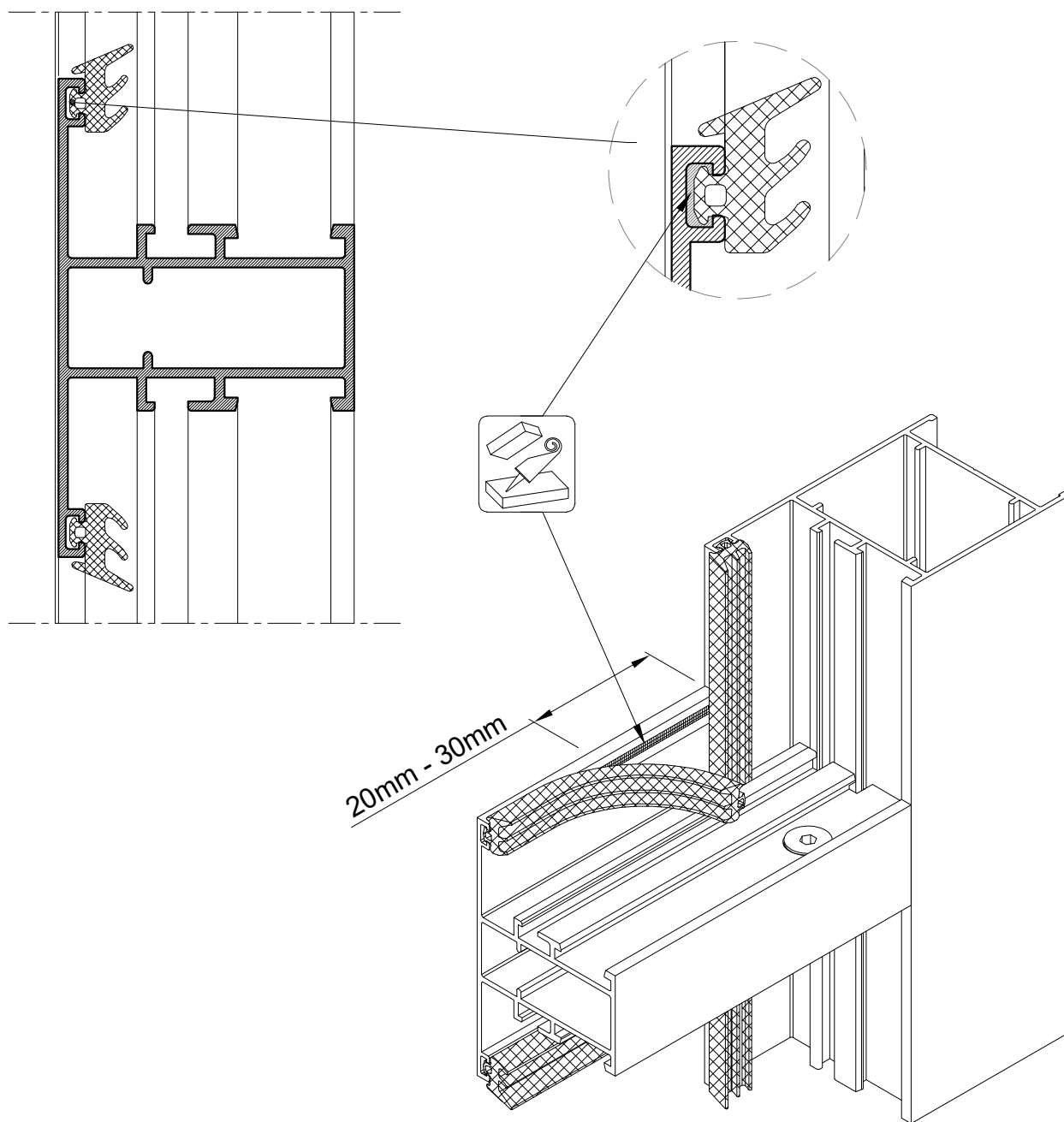


PREPORUKA:

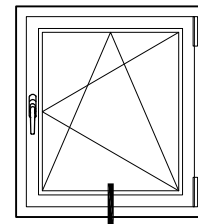
Uslijed elastičnosti, dilatacije te drugih utjecaja moguće je povlačenja (skupljanja) brtve prema staklu u žlijebu, što može dovesti do prodora vode u profil. Preporučuje se lijepljenje kraja brtve ljepilima za metal i EPDM (npr. trenutno ljepilo Loctite 4090)-prema skici. Odnosi se na sve brtve koje se uvlače u žlijeb.

RECOMMENDATION:

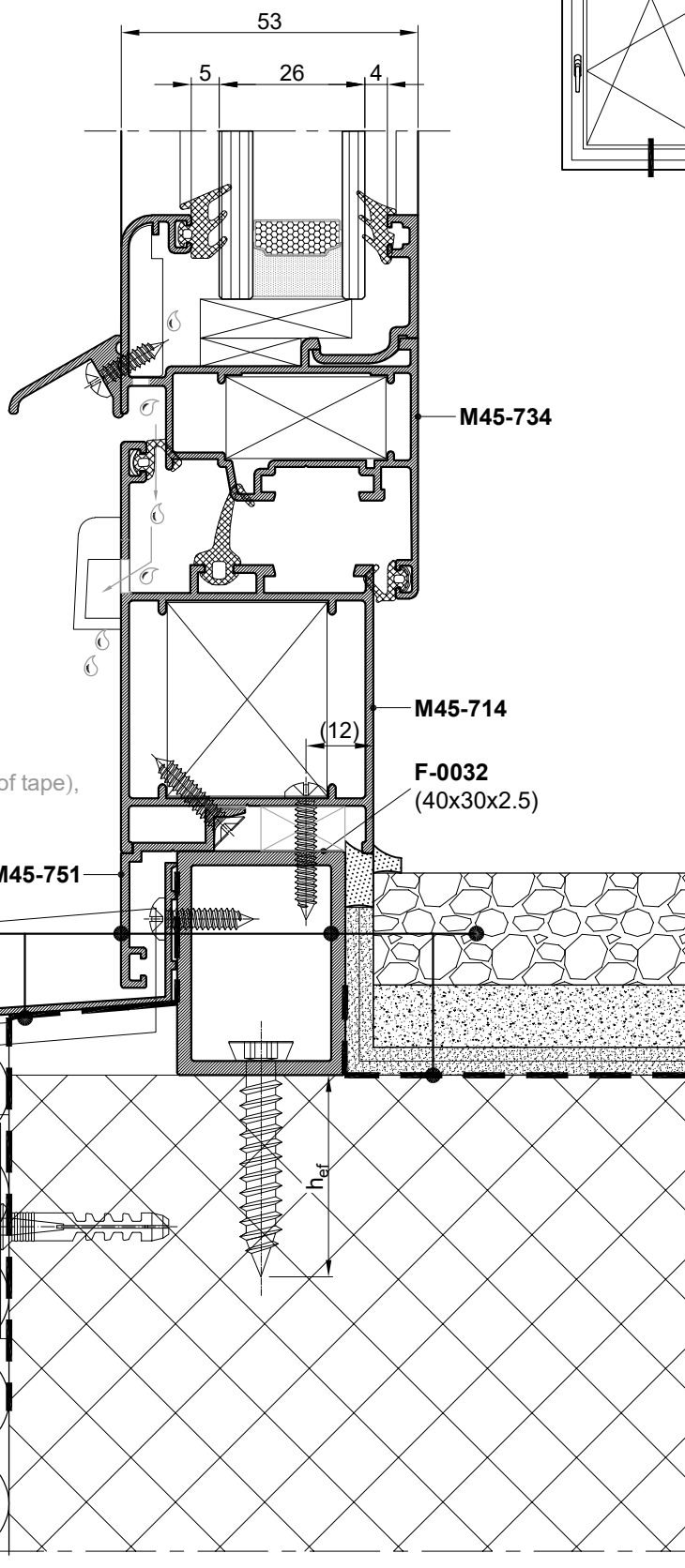
Due to elasticity, dilatation and other impacts gasket retraction towards the glass is possible, which can lead to water penetration in the profile. It is recommended to glue the gasket ends with adhesives for metal and EPDM (eg. Loctite 4090- according to the drawing). This applies to all the gaskets with groove placement.



UGRADNJA PROZORA WINDOW INSTALLATION



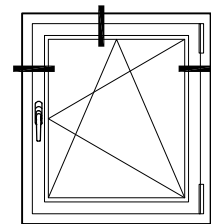
- aluminijska klupica pričvršćena vijcima
 - termoizolacija
 - hidroizolacija (paropropusna i vodonepropusna traka) (npr. Iso Chemie: Iso Connect Outside CX)
 - profil-mask M45-751
 - profil za ugradnju F-0032
 - parna brana (paro- i vodonepropusna traka) (npr. Iso Chemie: Iso Connect Inside CX)
 - unutarnja obrada i završni izgled
- aluminium window sill attached screw
 - thermal insulation
 - weather protection (vapourpermeable and water proof tape) (eg. Iso Chemie: Iso-Connect Outside CX)
 - profile-mask M45-751
 - instalation profile FT-0032
 - vapour (Air tight) barrier (vapour and water proof tape), (eg. Iso Chemie: Iso-Connect Inside CX)
 - inside finish



Efektivna dubina ankerisanja h_{ef} :
 $h_{ef} = 20-40\text{mm}$ u Beton
 $h_{ef} = 40\text{mm}$ u punoj cigli
 $h_{ef} \geq 50\text{mm}$ u porobeton
 $h_{ef} \geq 60\text{mm}$ u perforiranoj cigli

Effective anchorage depth h_{ef} :
 $h_{ef} = 20-40\text{mm}$ in concrete
 $h_{ef} = 40\text{mm}$ in full brick
 $h_{ef} \geq 50\text{mm}$ in autoclaved aerated concrete
 $h_{ef} \geq 60\text{mm}$ in porotherm brick

UGRADNJA PROZORA
WINDOW INSTALLATION

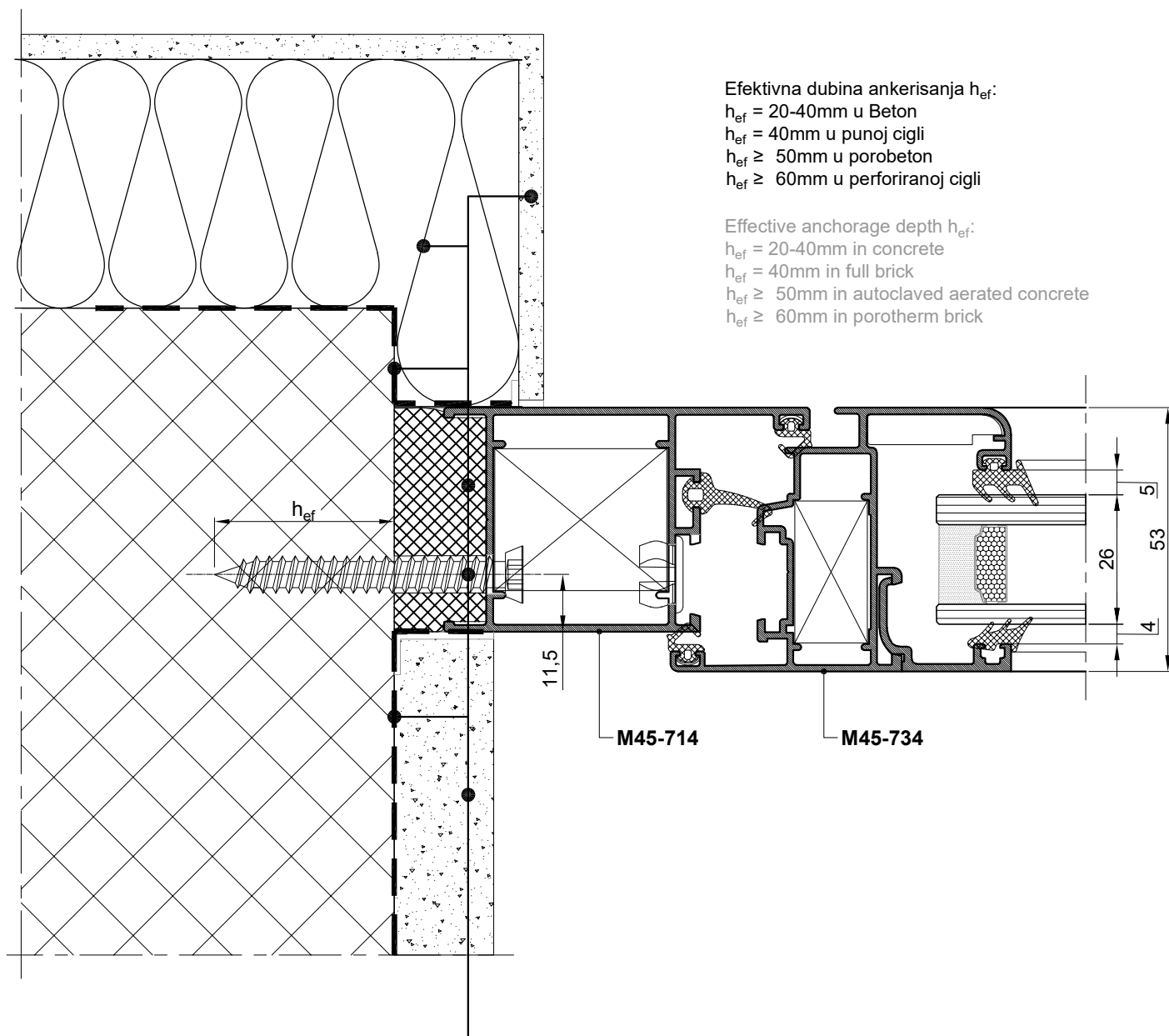


Efektivna dubina ankerisanja h_{ef} :

- $h_{ef} = 20-40\text{mm}$ u Beton
- $h_{ef} = 40\text{mm}$ u punoj cigli
- $h_{ef} \geq 50\text{mm}$ u porobeton
- $h_{ef} \geq 60\text{mm}$ u perforiranoj cigli

Effective anchorage depth h_{ef} :

- $h_{ef} = 20-40\text{mm}$ in concrete
- $h_{ef} = 40\text{mm}$ in full brick
- $h_{ef} \geq 50\text{mm}$ in autoclaved aerated concrete
- $h_{ef} \geq 60\text{mm}$ in porotherm brick

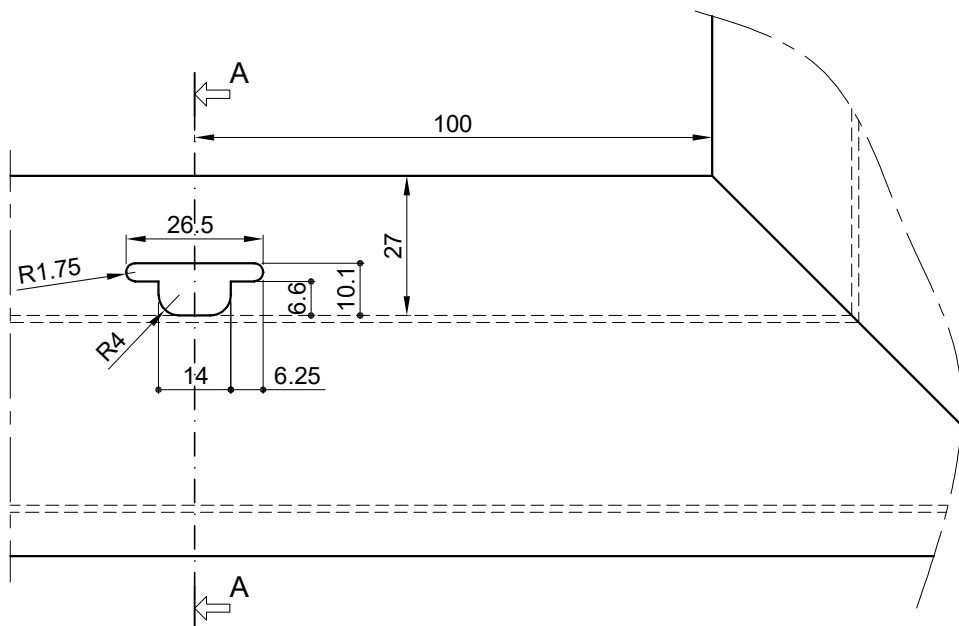
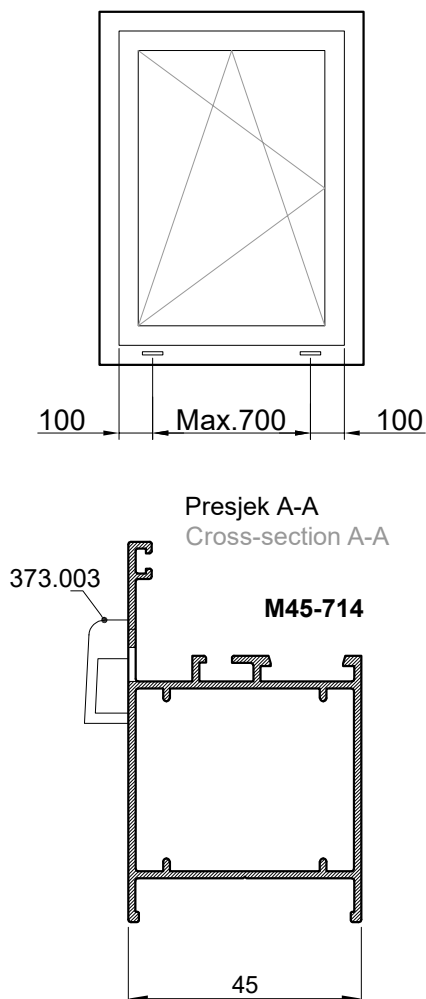


- vanjska obrada i završni izgled
- termoizolacija
- hidroizolacija (paropropusna i vodonepropusna traka) (npr. Iso Chemie: Iso Connect Outside CX)
- termoizolacija (npr. exp.spužvica: Iso Chemie: ISO Bloco One)
- turbo vijak za ugradnju (npr.430.184) (npr. Fischer FFS 7.5 x 62)
- parna brana (paro- i vodonepropusna traka) (npr. Iso Chemie: Iso Connect Inside CX)
- unutarnja obrada i završni izgled

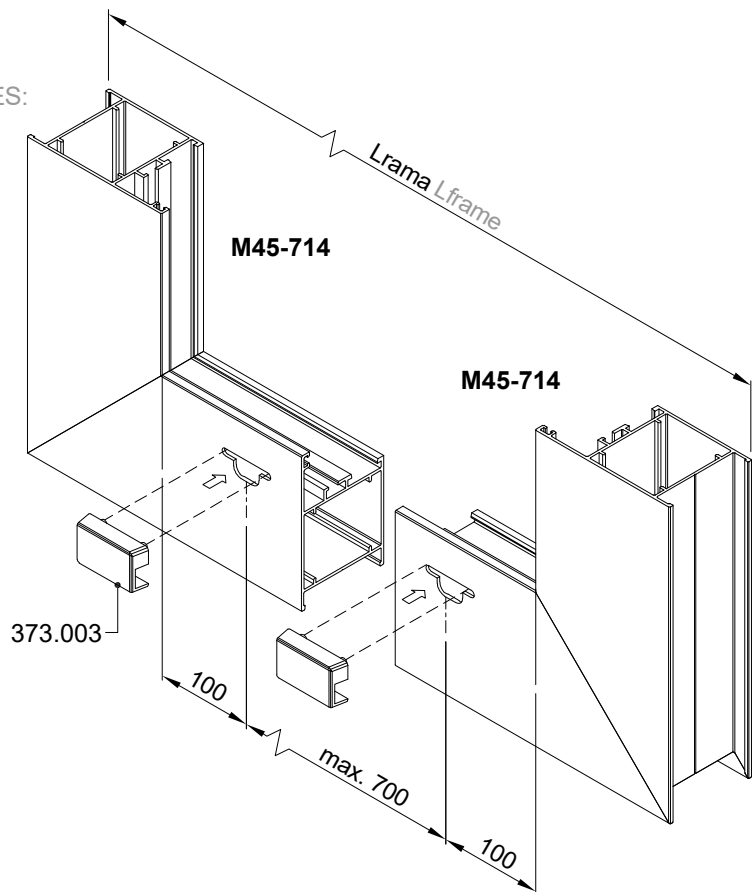
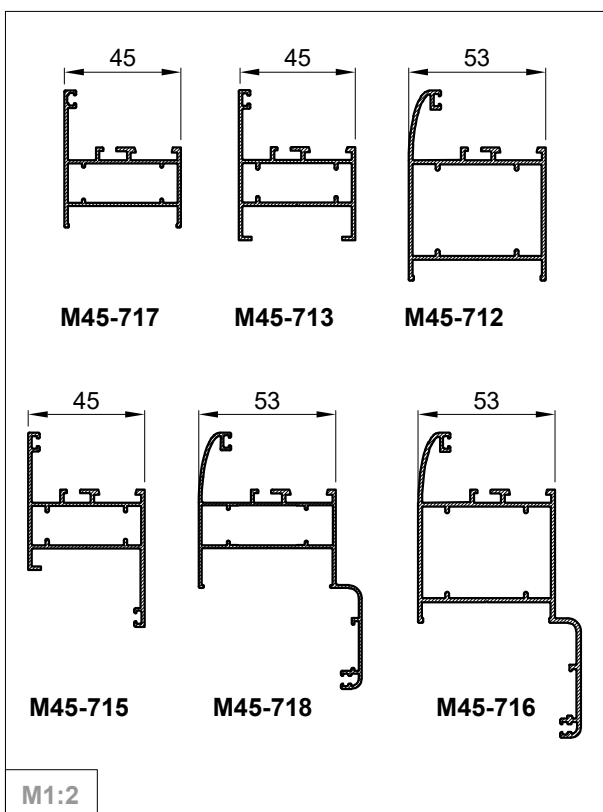
- outside finish
- thermal insulation
- weather protection (vapourpermeable and water proof tape) (eg. Iso Chemie: Iso Connect Outside CX)
- thermal insulation (eg. expanding joint sealing foam tape: Iso Chemie ISO Bloco One)
- Installation turbo screw (eg. 430.184) (eg. Fischer FFS 7.5 x 62)
- vapour (Air tight) barrier (vapour and water proof tape) (eg. Iso Chemie: Iso Connect Inside CX)
- inside finish

OBRADA NA PROFILU RAMA M45-714 ZA ODVOD KAPLJEVINA
PROCESSING OF FRAME PROFILE M45-714 FOR WATER DRAINAGE

- obrada donjeg pojasa rama /štancanjem/
Alat: Štanca S1
- 373.003- pvc maska za drenažni otvor
- processing of frame lower zone /metal punching/
Tool: Metal punching machine S1
- 373.003- pvc mask for drainage hole

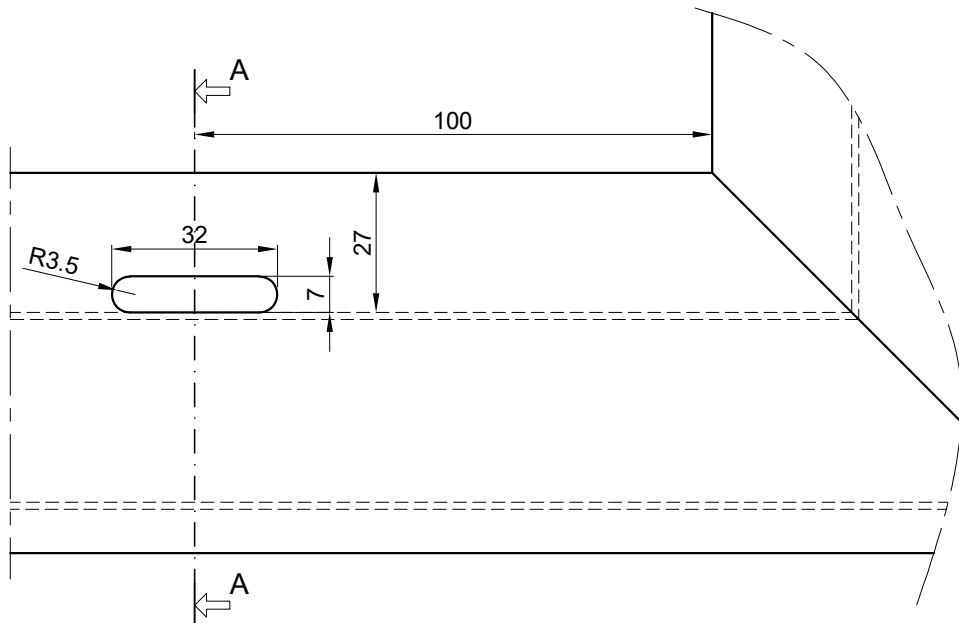
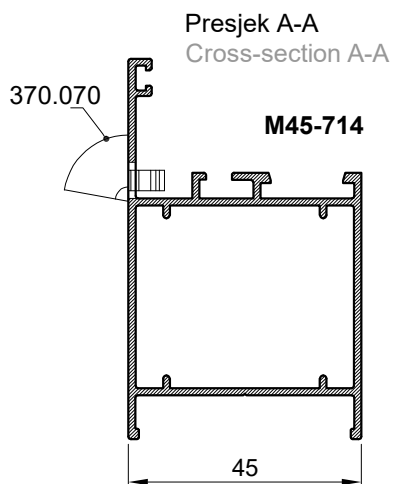
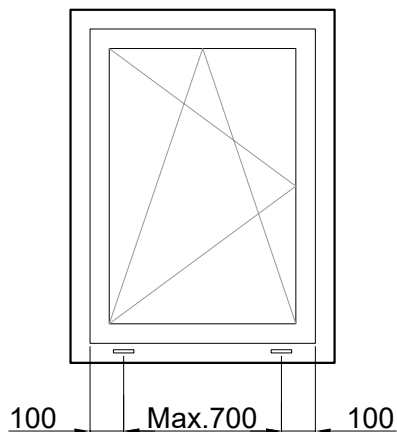


OBRADA PROFILA JE ISTA I ZA PROFILE:
PROFILE PROCESSING IS THE SAME FOR PROFILES:

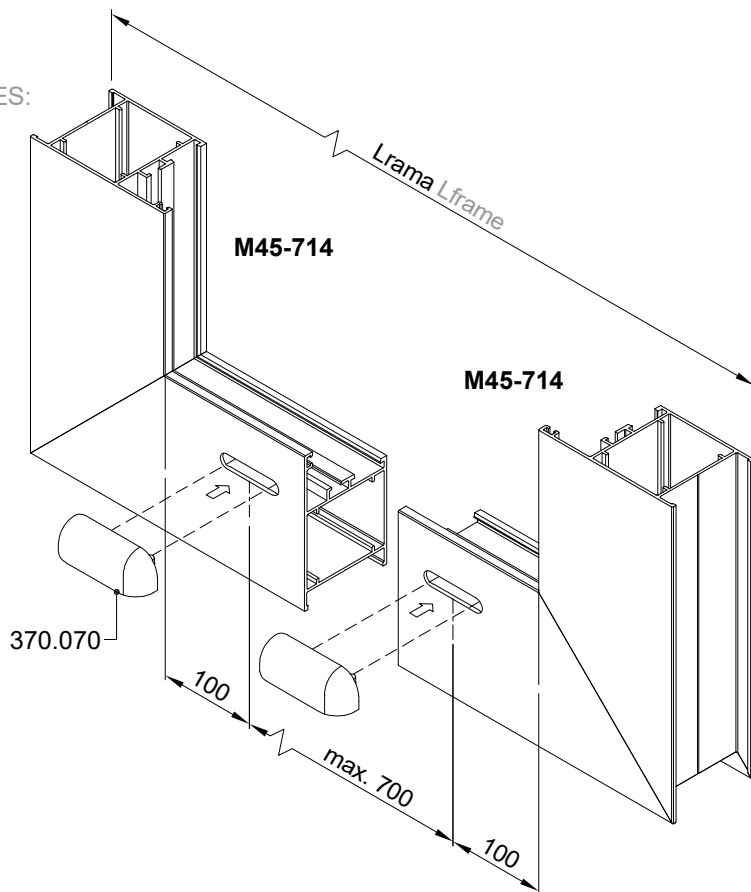
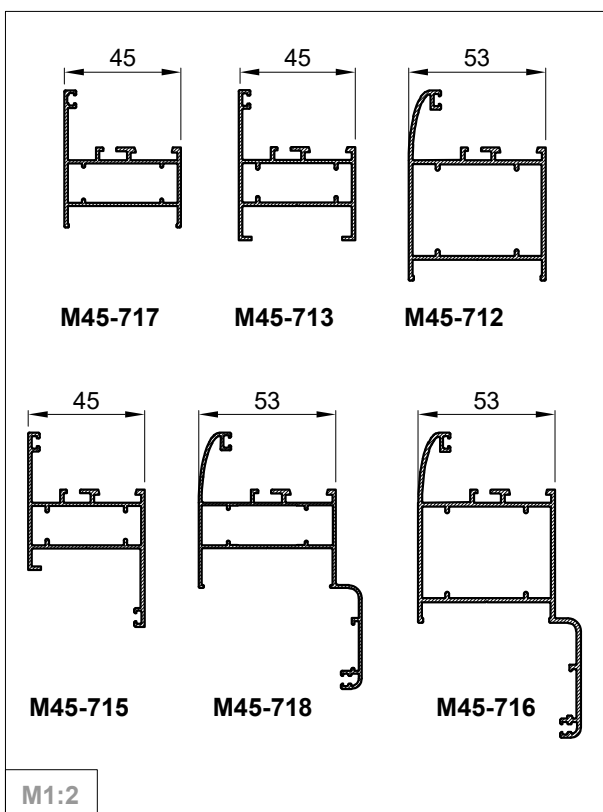


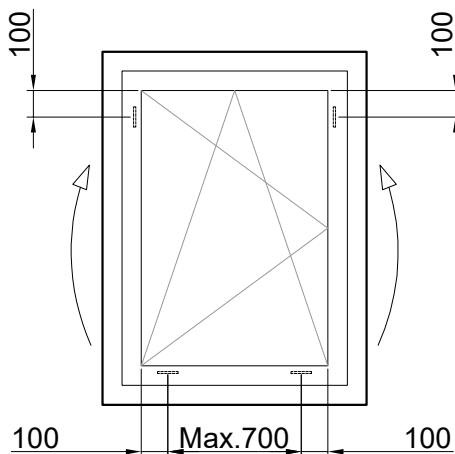
OBRADA NA PROFILU RAMA M45-714 ZA ODVOD KAPLJEVINA
PROCESSING OF FRAME PROFILE M45-714 FOR WATER DRAINAGE

- obrada donjeg pojasa rama /glodanjem/
Alat: vretenasto glodalo Ø7
- 370.070- pvc maska za drenažni otvor
- processing of frame lower zone /milling/
Tool: end mill Ø7
- 370.070- pvc mask for drainage hole



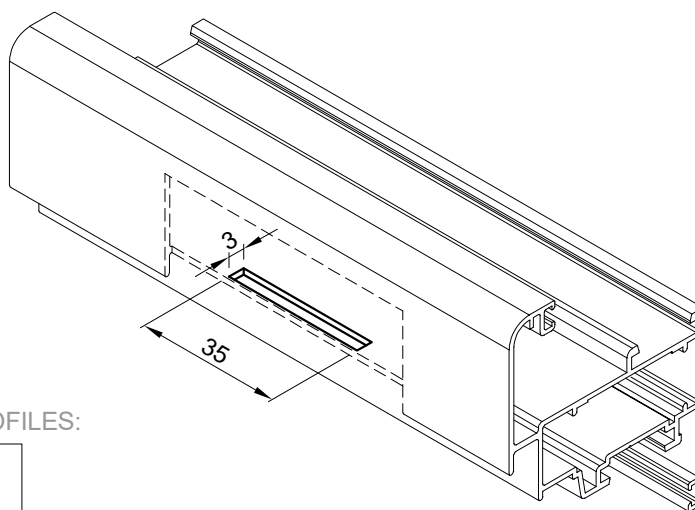
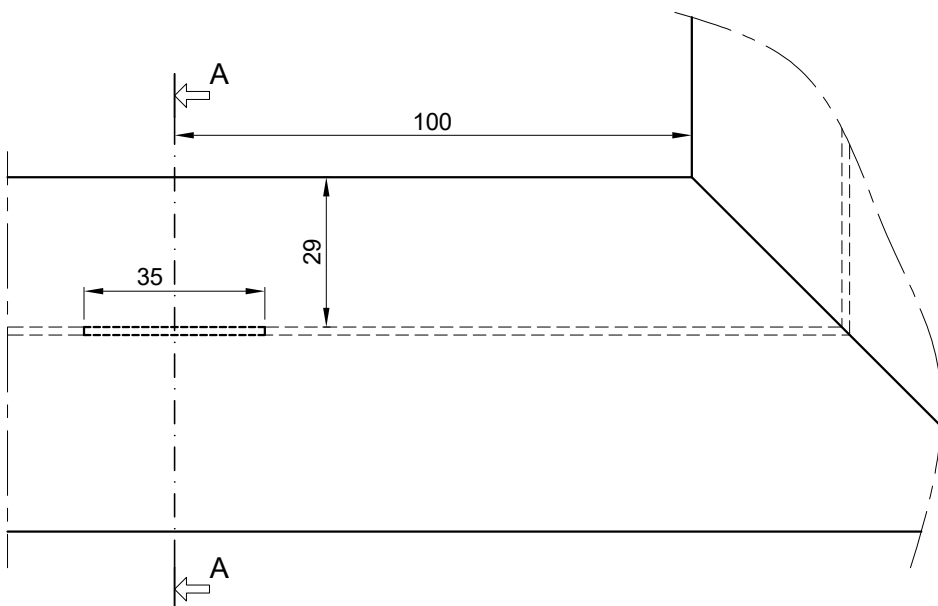
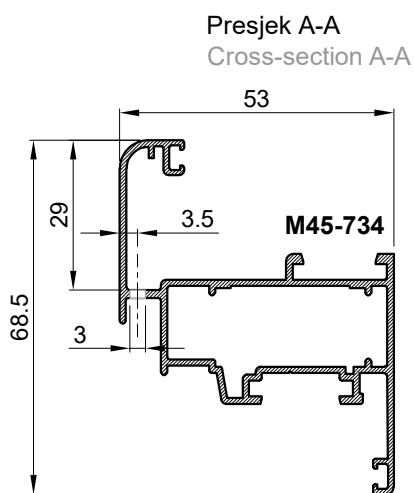
OBRADA PROFILA JE ISTA I ZA PROFILE:
PROFILE PROCESSING IS THE SAME FOR PROFILES:





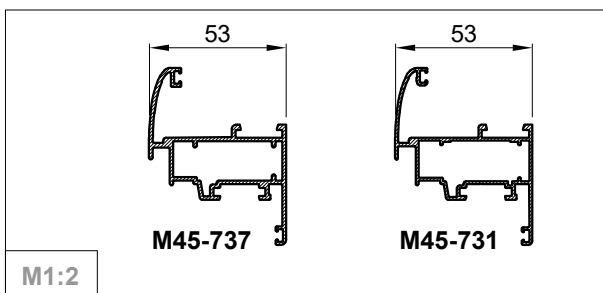
OBRADA NA PROFILU KRILA M45-734 ZA ODVOD KAPLJEVINA I VENTILIRANJA KOMORA KRILA PROZORA
PROCESSING OF SASH PROFILE M45-734 FOR WATER DRAINAGE AND VENTILATION OF SASH CHAMBERS

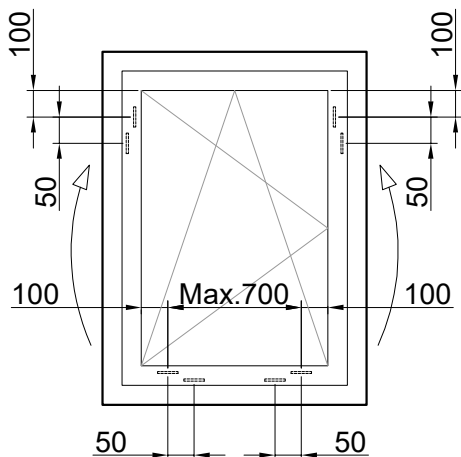
- obrada donjeg pojasa krila /štancanjem/
- obrada okomitih pojasa krila /štancanjem/
- Alat: Štanca S1
- uslijed probijenih otvora unutar prozora dolazi do uspostave strujanja zraka i isušivanja mogućih kapljevina
- processing of sash lower zone /metal punching/
- processing of sash vertical zone /metal punching/
- Tool: Metal punching machine S1
- due to punctured slots inside the window air flow and drying of residual water is enable



M45-734

OBRADA PROFILA JE ISTA I ZA PROFILE:
 PROFILE PROCESSING IS THE SAME FOR PROFILES:



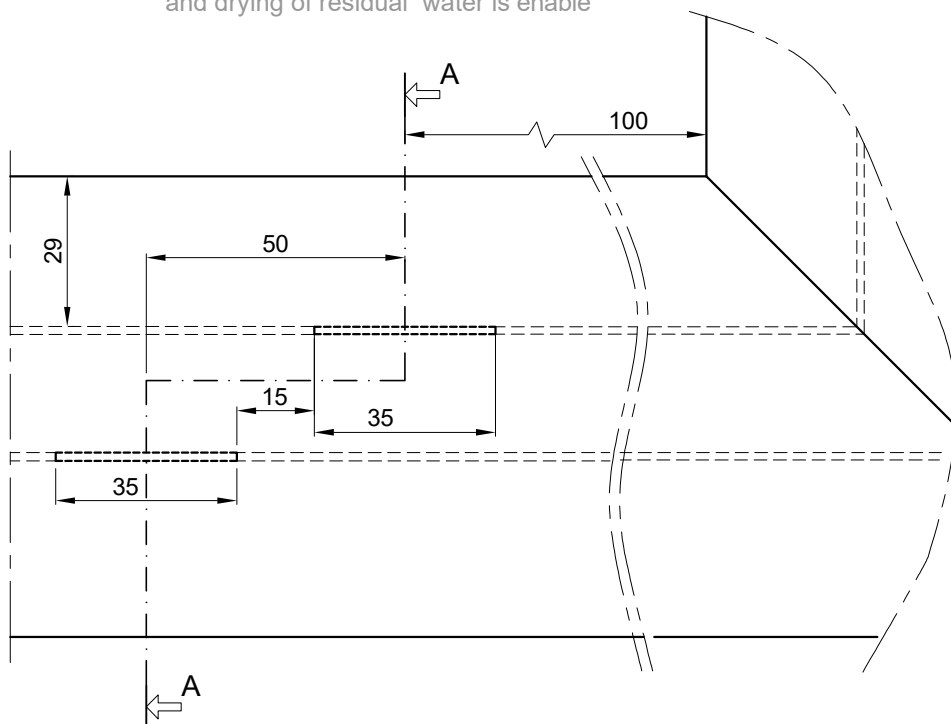
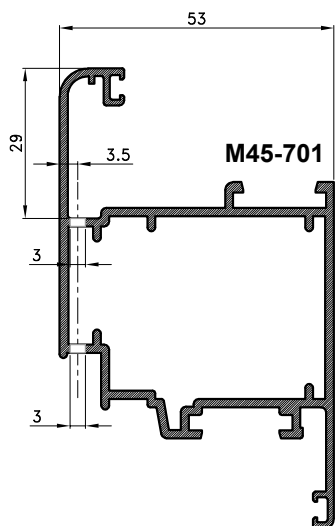


OBRADA NA PROFILU KRILA M45-701 ZA ODVOD KAPLJEVINA I VENTILIRANJA KOMORA KRILA PROZORA
PROCESSING OF SASH PROFILE M45-701 FOR WATER DRAINAGE AND VENTILATION OF SASH CHAMBERS

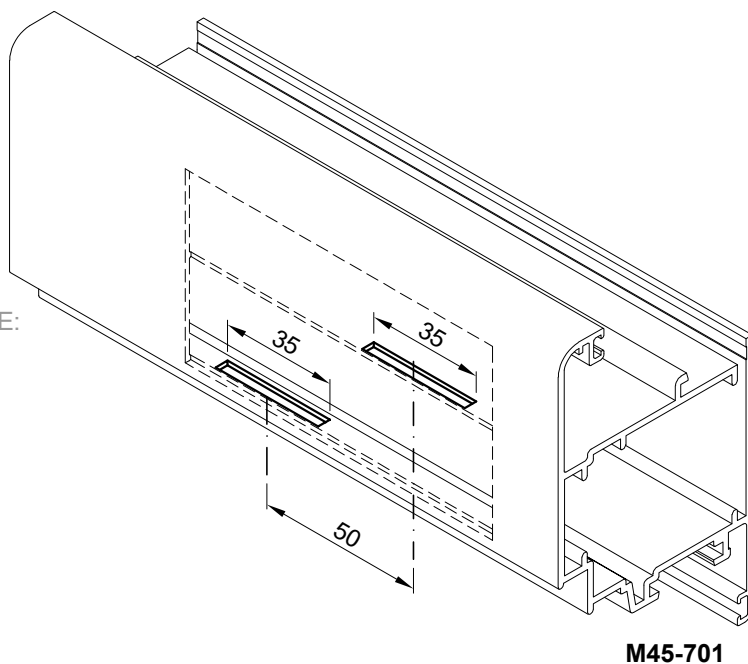
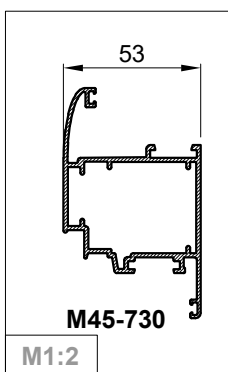
- obrada donjeg pojasa krila /štancanjem/
- obrada okomitih pojasa krila /štancanjem/
- Alat: Štanca S9
- uslijed probijenih otvora unutar prozora dolazi do uspostave strujanja zraka i isušivanja mogućih kapljevina

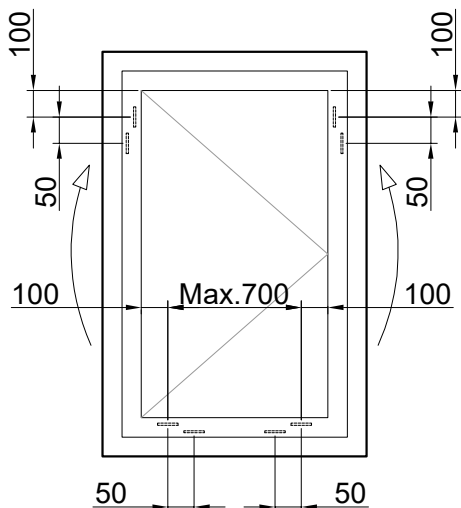
- processing of sash lower zone /metal punching/
- processing of sash vertical zone /metal punching/
- Tool: Metal punching machine S9
- due to punctured slots inside the window air flow and drying of residual water is enable

Presjek A-A
Cross-section A-A



OBRADA PROFILA JE ISTA I ZA PROFIL:
PROFILE PROCESSING IS THE SAME FOR PROFILE:

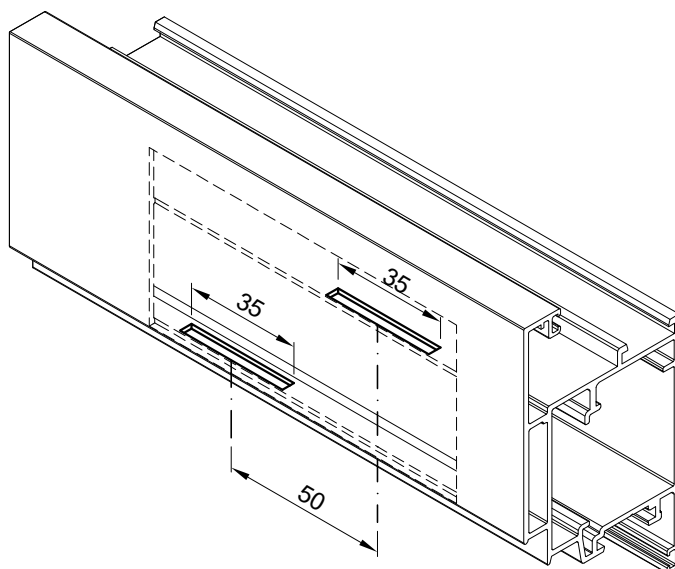
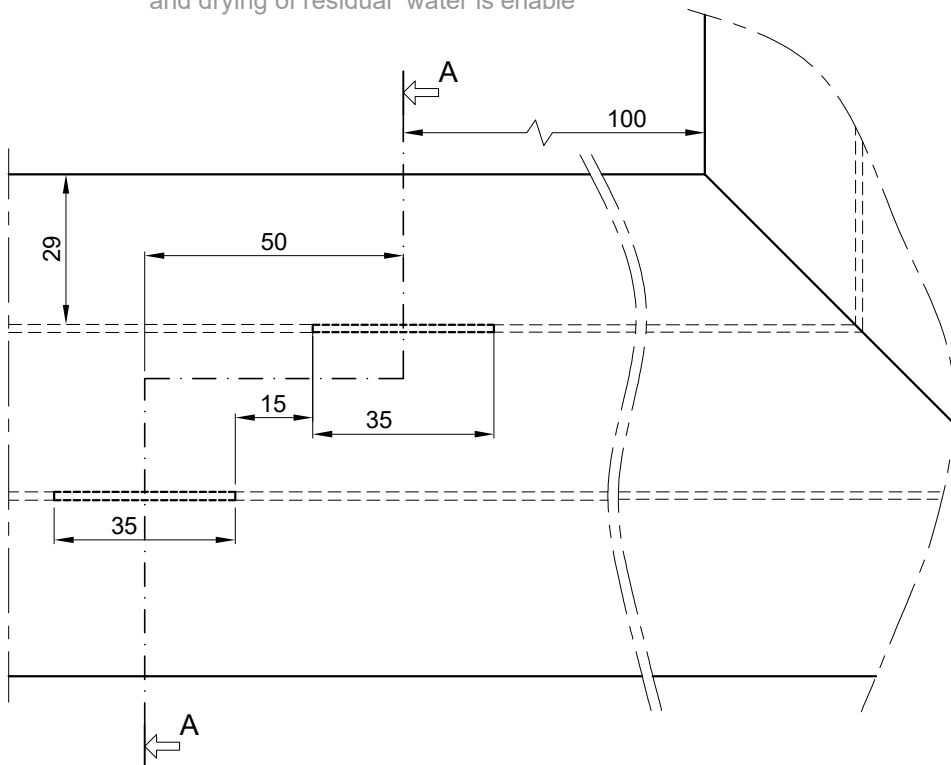
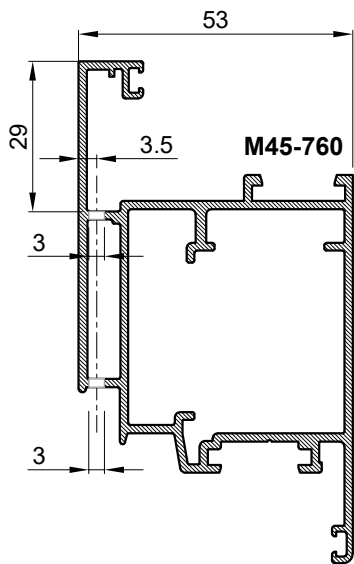




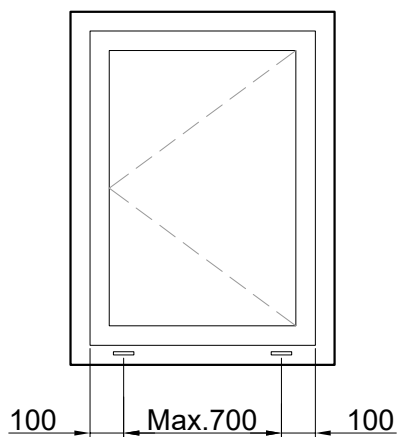
OBRADA NA PROFILU KRILA M45-760 ZA ODVOD KAPLJEVINA I
VENTILIRANJA KOMORA KRILA VRATA
PROCESSING OF SASH PROFILE M45-760 FOR WATER DRAINAGE
AND VENTILATION OF SASH CHAMBERS

- obrada donjeg pojasa krila /štancanjem/
- obrada okomitih pojasa krila /štancanjem/
Alat: Štanca S9
- uslijed probijenih otvora unutar prozora dolazi do uspostave strujanja zraka i isušivanja mogućih kapljevina
- processing of sash lower zone /metal punching/
- processing of sash vertical zone /metal punching/
Tool: Metal punching machine S9
- due to punctured slots inside the window air flow and drying of residual water is enable

Presjek A-A
Cross-section A-A

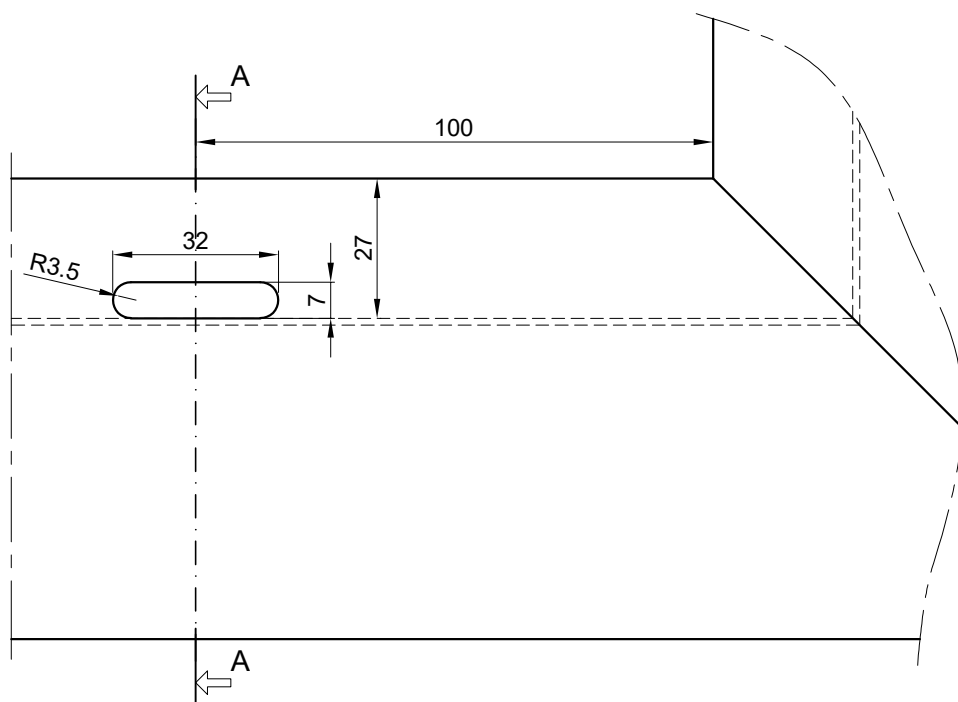
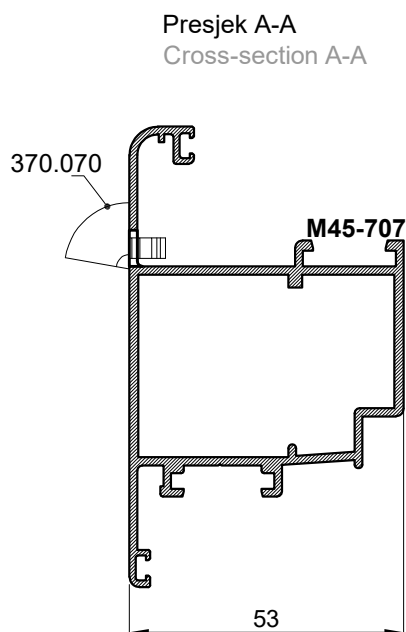


M45-760

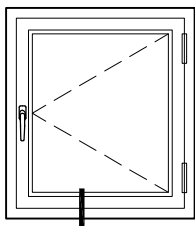


OBRADA NA PROFILU KRILA M45-707 ZA ODVOD KAPLJEVINA PROCESSING OF SASH PROFILE M45-707 FOR WATER DRAINAGE

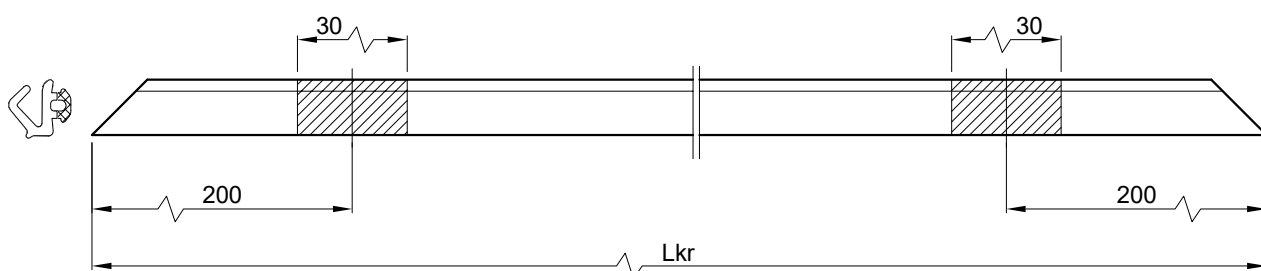
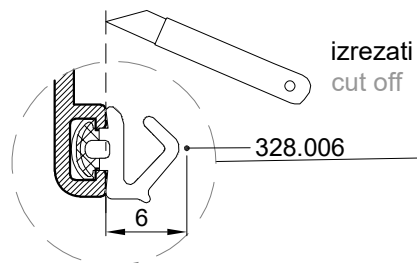
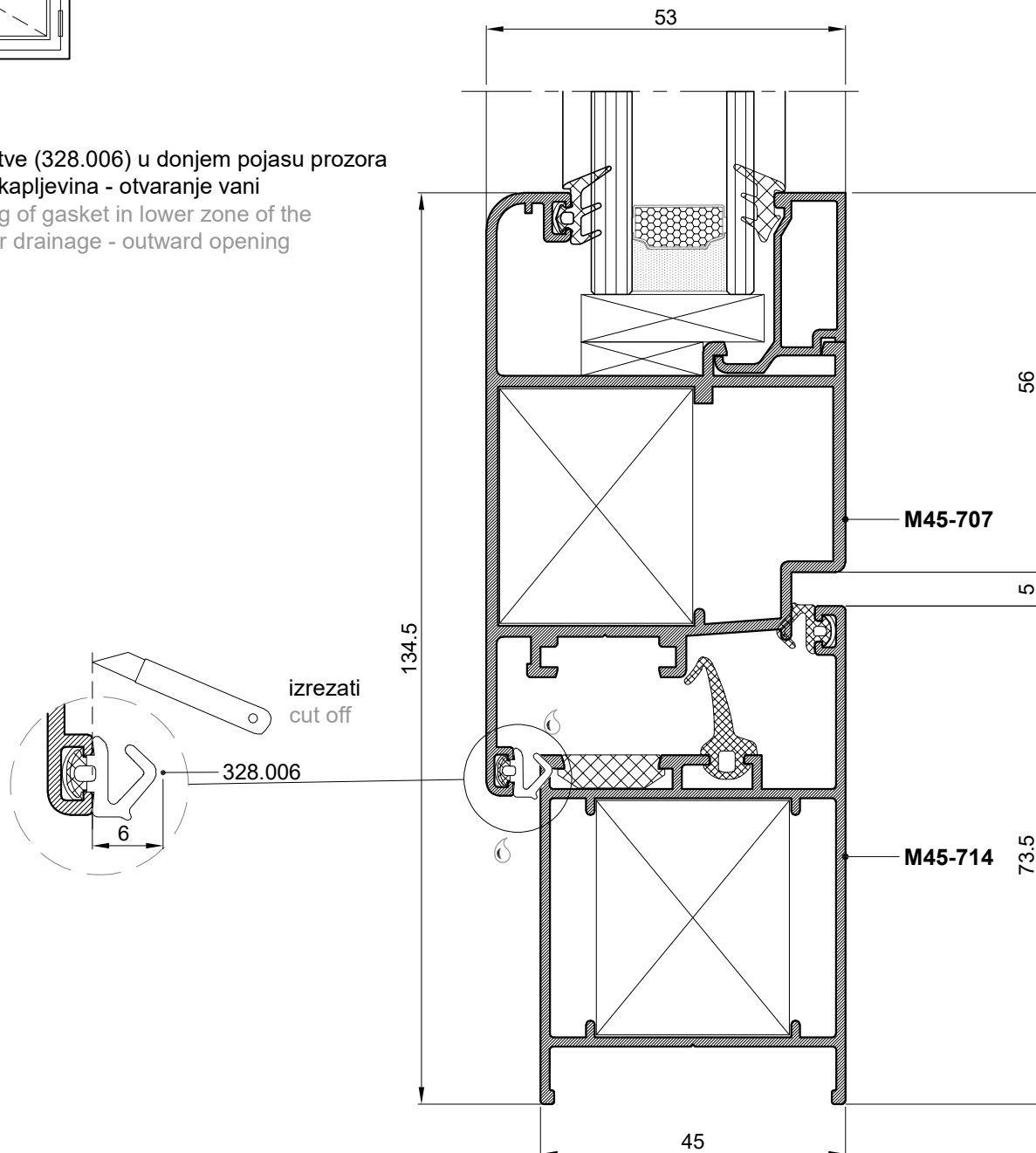
- obrada donjeg pojasa krila /glodanjem/
Alat: vretenasto glodalo Ø7
- 370.070- pvc maska za drenažni otvor
- processing of sash lower zone /milling/
Tool: end mill Ø7
- 370.070- pvc mask for drainage hole

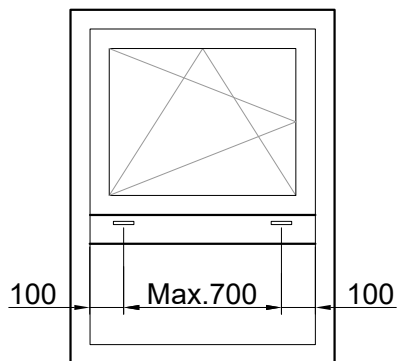


ISJECANJE BRTVE U KRILU ZA ODVOD KAPLJEVINA (otvaranje vani)
CUTTING THE GASKET IN THE SASH PROFILE FOR DRAINAGE (outward opening)



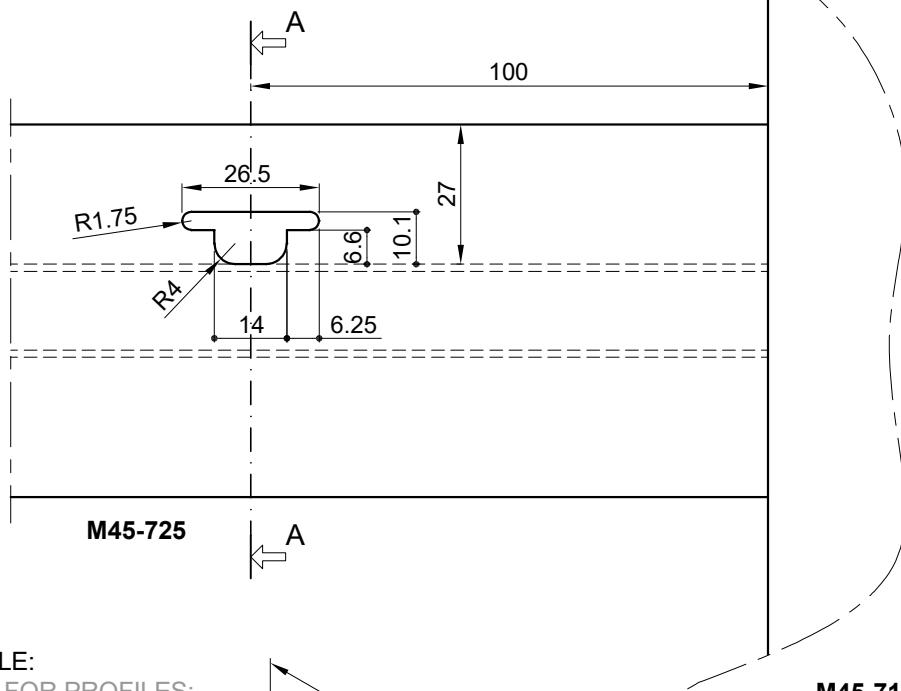
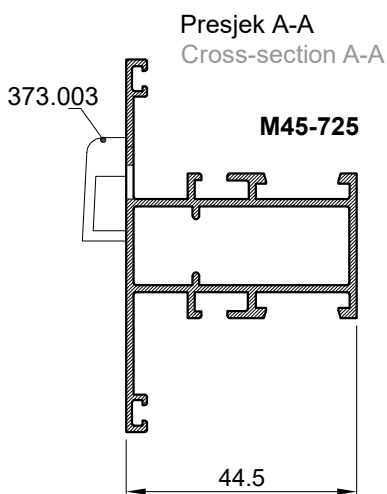
- obrada brtve (328.006) u donjem pojasu prozora za odvod kapljevina - otvaranje vani
- processing of gasket in lower zone of the window for drainage - outward opening



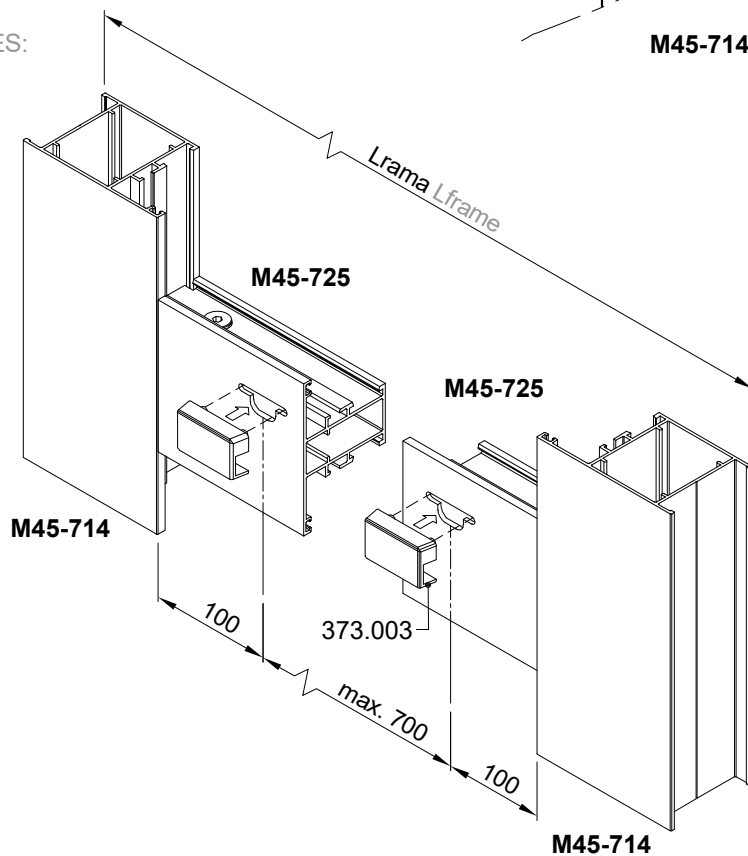
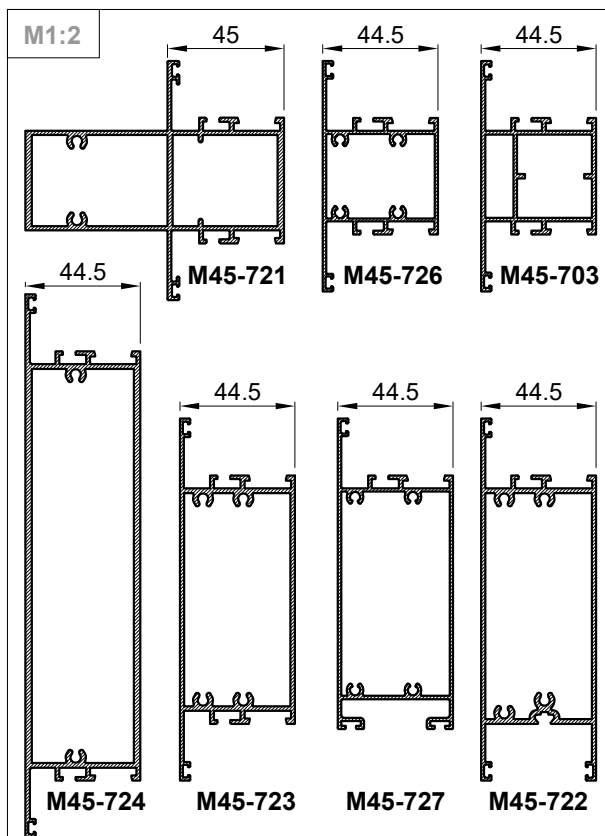


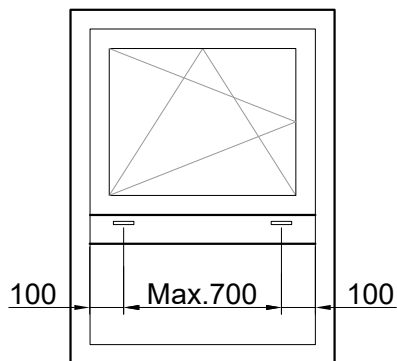
OBRADA NA PROFILU PREČKE M45-725 ZA ODVOD KAPLJEVINA
PROCESSING OF CROSSBAR PROFILE M45-725 FOR WATER DRAINAGE

- obrada profila prečke /štančanjem/
Alat: Štanca S1
- 373.003- pvc maska za drenažni otvor
- processing of crossbar profile /metal punching/
Tool: Metal punching machine S1
- 373.003- pvc mask for drainage hole



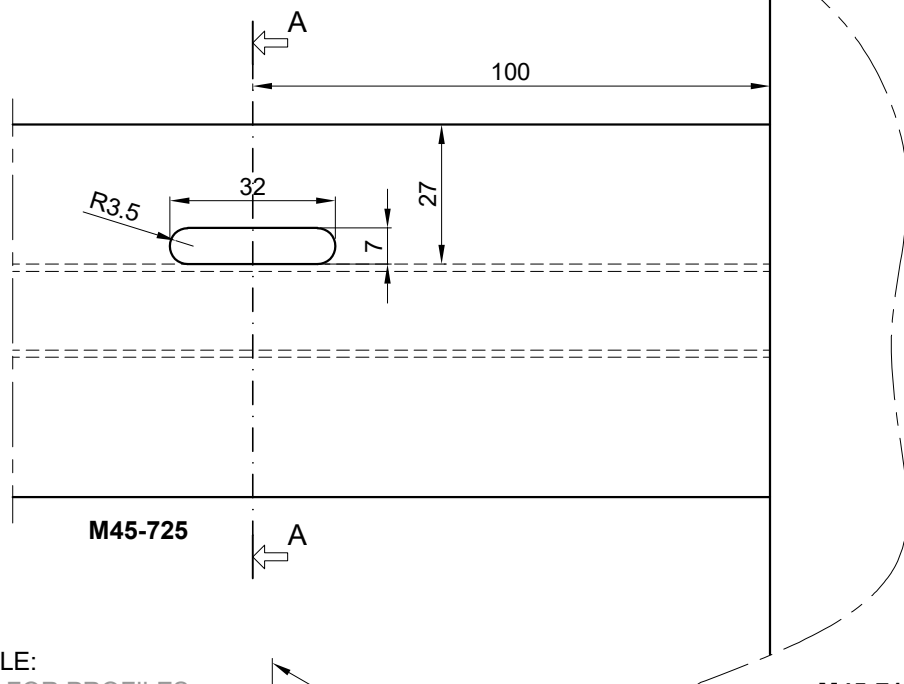
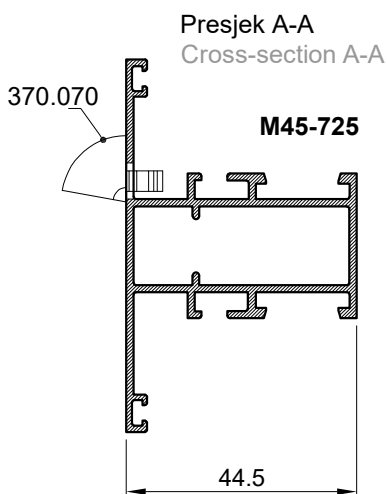
OBRADA PROFILA JE ISTA I ZA PROFILE:
PROFILE PROCESSING IS THE SAME FOR PROFILES:



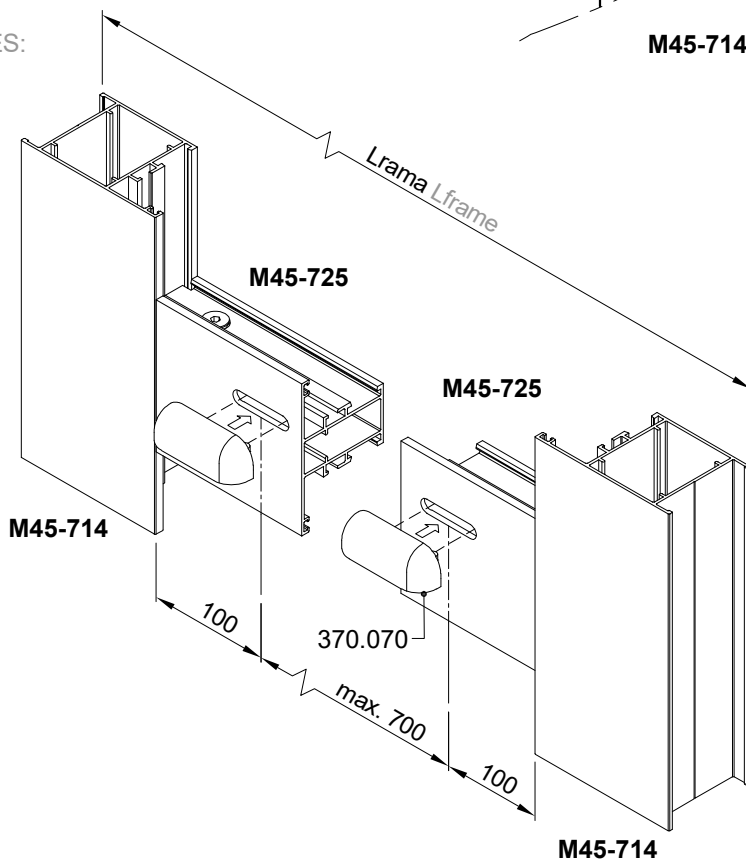
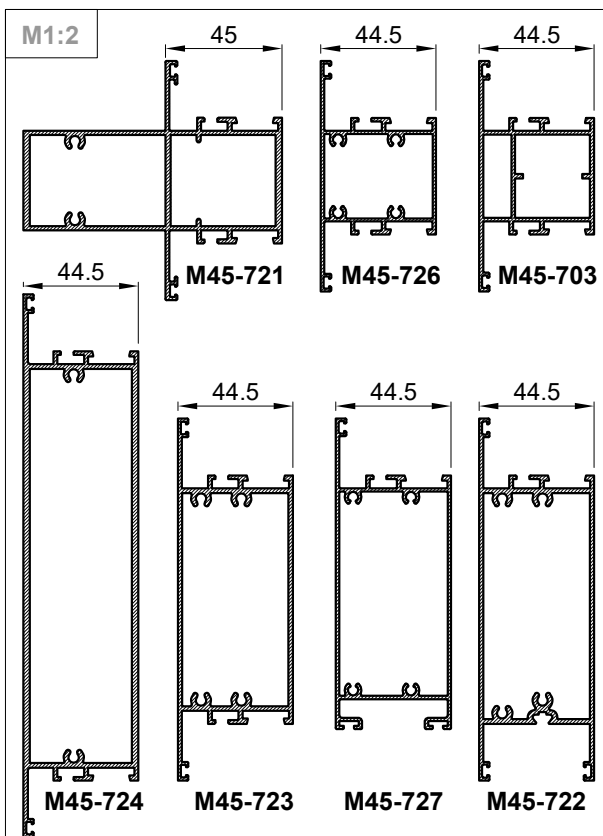


OBRADA NA PROFILU PREČKE M45-725 ZA ODVOD KAPLJEVINA
PROCESSING OF CROSSBAR PROFILE M45-725 FOR WATER DRAINAGE

- obrada profila prečke /glodanjem/
Alat: vretenasto glodalo Ø7
- 370.070- pvc maska za drenažni otvor
- processing of crossbar profile /milling/
Tool: end mill Ø7
- 370.070- pvc mask for drainage hole



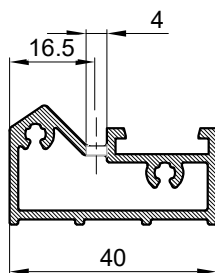
OBRADA PROFILA JE ISTA I ZA PROFILE:
PROFILE PROCESSING IS THE SAME FOR PROFILES:



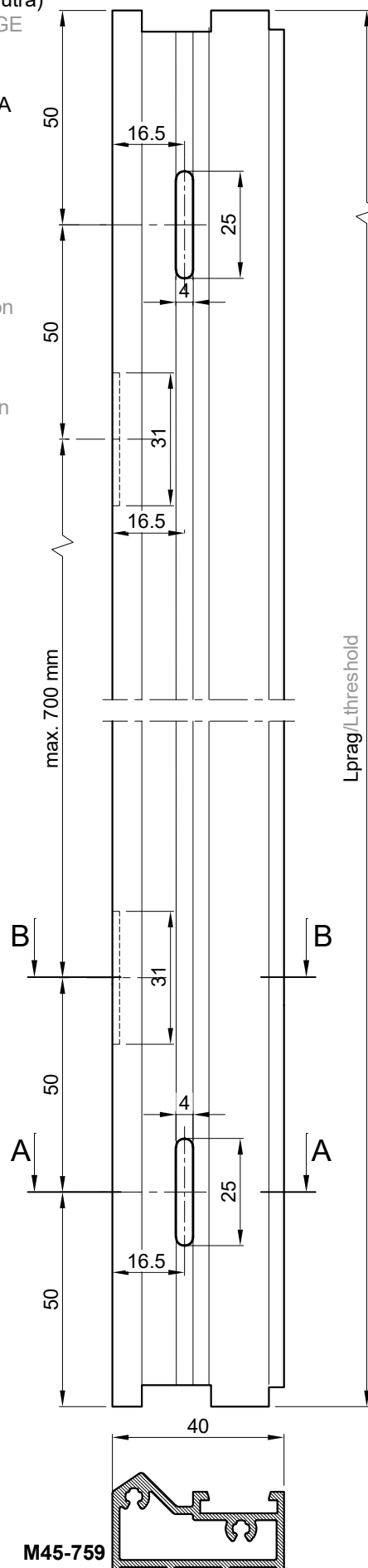
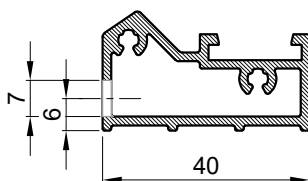
OBRADA NA PROFILU PRAGA M45-759 ZA ODVOD KAPLJEVINA (otvaranje unutra)
PROCESSING OF THE THRESHOLD PROFILE M45-759 FOR WATER DRAINAGE
 (inward opening)

- 1. S gornje strane profila M45-759 probušiti odvod za kapljevine - presjek A-A
 - obrada na profilu praga /glodanjem/ ; (žlijeb: 25x4)
 - Alat: vretenasto glodalo Ø4
 - 2. S vanjske bočne strane profila probušiti odvod za kapljevine - presjek B-B
 - obrada na profilu praga /glodanjem/ ; (žlijeb: 31x7)
 - Alat: vretenasto glodalo Ø7
 - 370.070- pvc maska za drenažni otvor
-
- 1. Drill drainage holes on the upper side of the profile M45-759 - cross section A-A
 - processing on threshold profile /milling/; (groove: 25x4)
 - Tool: end mill Ø4
 - 2. Drill drainage holes on the outer side of the profile M45-759 - cross section B-B
 - processing on threshold profile /milling/ ; (groove: 31x7)
 - Tool: end mill Ø7
 - 370.070- pvc mask for drainage hole

Presjek A-A
Cross-section A-A

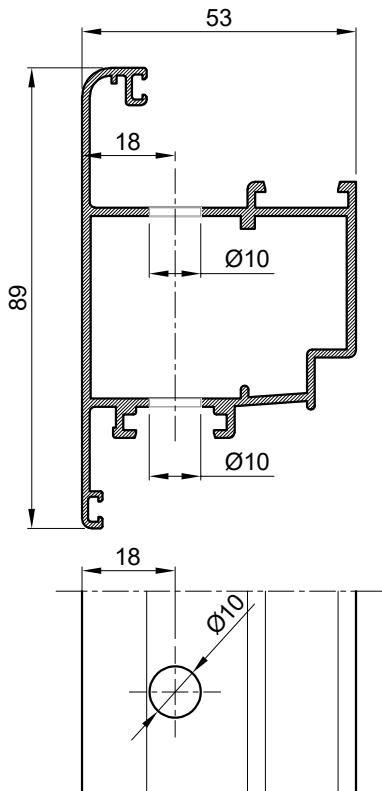


Presjek B-B
Cross-section B-B

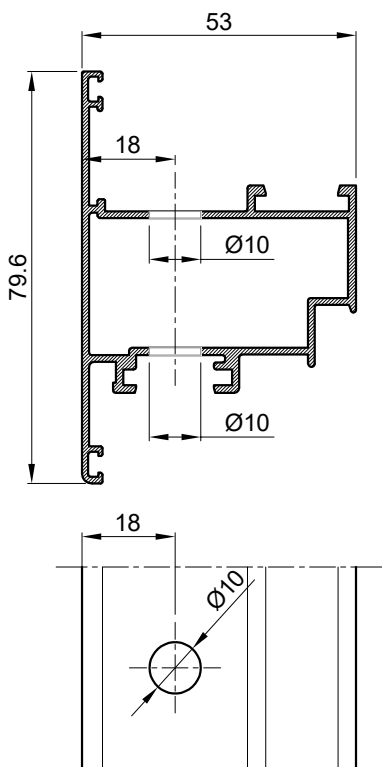


UGRADNJA MONODRAIN CJEVČICE 360.009 U PROFILE KRILA (otvaranje vani)
MONTAGE OF MONDRAIN TUBULE 360.009 IN SASH PROFILES (outward opening)

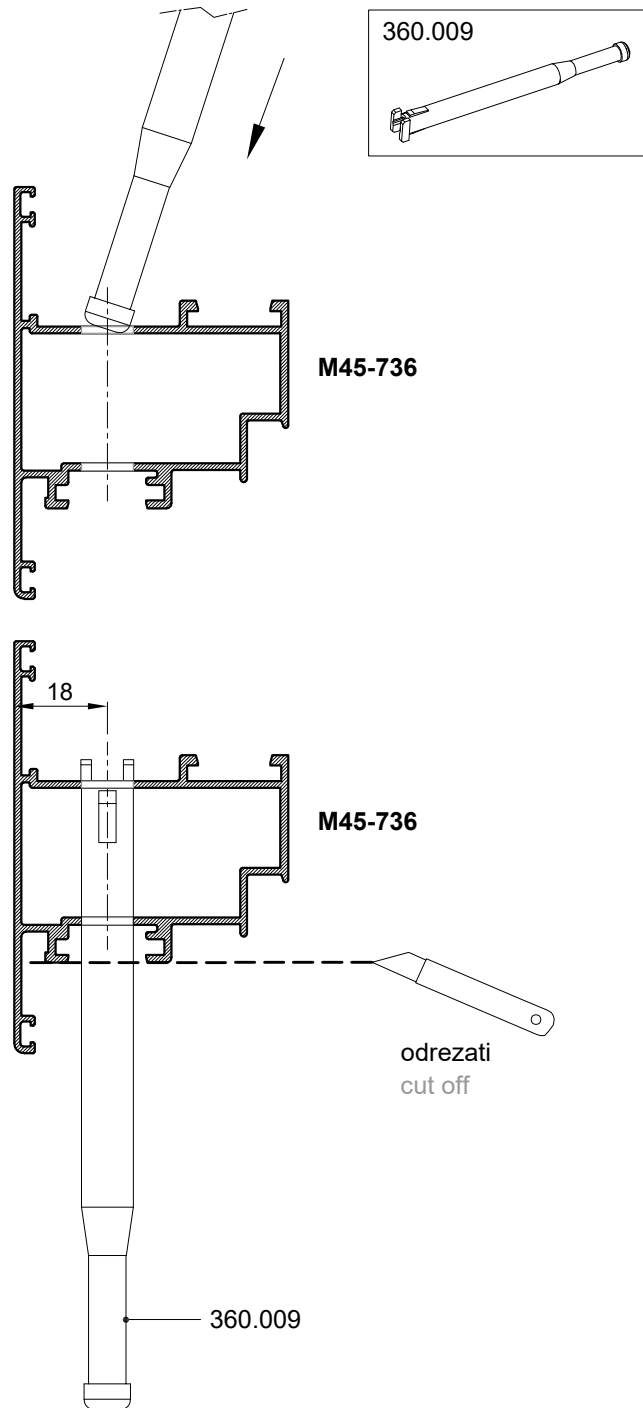
OBRADA PROFILA KRILA M45-707
PROCESSING OF SASH PROFILE M45-707



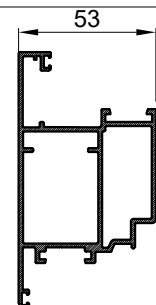
OBRADA PROFILA KRILA M45-736
PROCESSING OF SASH PROFILE M45-736



Obrada za ugradnju monodrain cjevčice 360.009
-rupa Ø10, max.700 mm (min.dva po krilu), 100 mm od kraja
Processing for installation of monodrain tubular 360.009
-hole Ø10, max.700 mm (min.two on sash), 100 mm from end



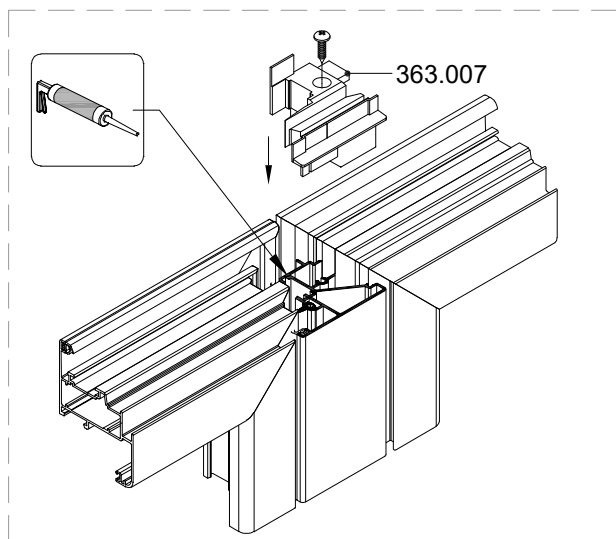
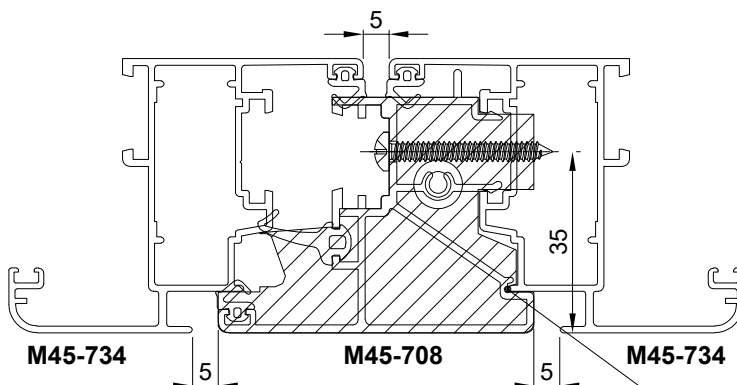
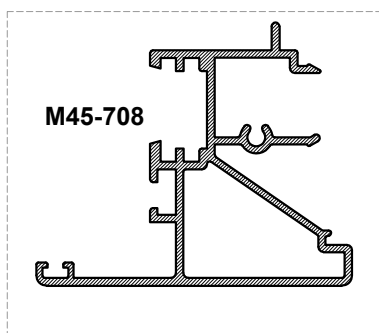
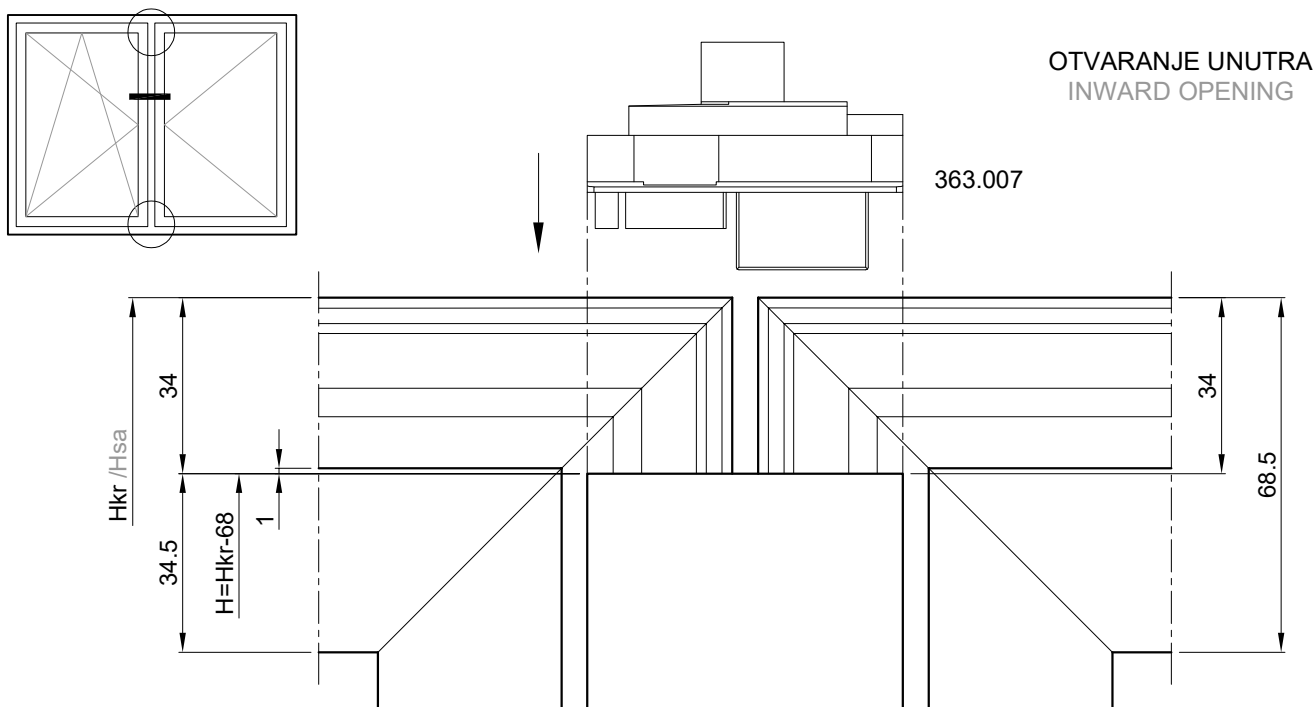
OBRADA PROFILA JE ISTA I ZA
PROFILE:
PROFILE PROCESSING IS THE SAME
FOR PROFILES:



M1:2

M45-761

363.007 - UMETAK ZA PROFIL KOMBATUTE M45-708 KOD DVOKRILNOG OTVARANJA
363.007 - END INSERT FOR FLYING MULLION PROFILE M45-708 FOR DOUBLE-SASH OPENING

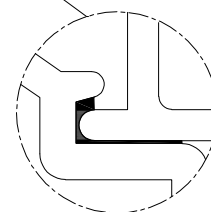


363.007

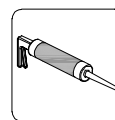
- gornji i donji umetak-simetrično
- materijal: tvrda guma
- mjera pilanja profila M45-708
- $H=Hkr - 68$

363.007

- upper and lower end insert-symmetrical
- material: hard rubber
- cutting length of M45-708
- $H=Hsh - 68$



ispuniti ljepilom za metal
(cijelom dužinom profila)
to be filled with metal glue
(throughout the length of
the profile)

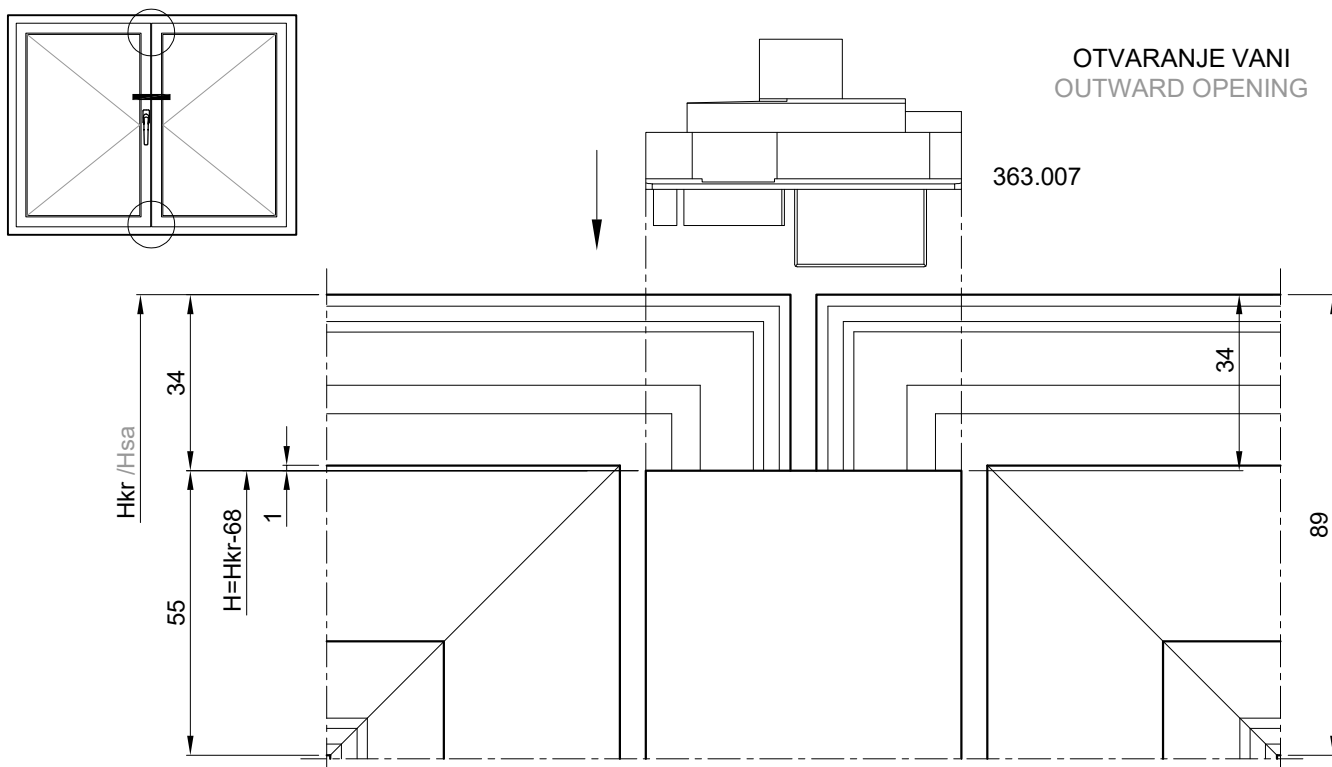


ljepilo za metal
(npr. Teroson MS 939)
metal glue
(eg. Teroson MS 939)

Detalj ugradnje umetka 363.007 u profil M45-708 primjenjiv je u sklopu s profilima krila:
M45-701, M45-730, M45-731, M45-734, M45-737 i M45-760

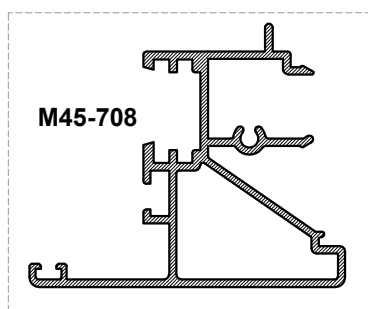
Detail of montage insert 363.007 into profile M45-708 appliciable in the assembly with sash profiles:
M45-701, M45-730, M45-731, M45-734, M45-737 i M45-760

363.007 - UMETAK ZA PROFIL KOMBATUTE M45-708 KOD DVOKRILNOG OTVARANJA
363.007 - END INSERT FOR FLYING MULLION PROFILE M45-708 FOR DOUBLE-SASH OPENING

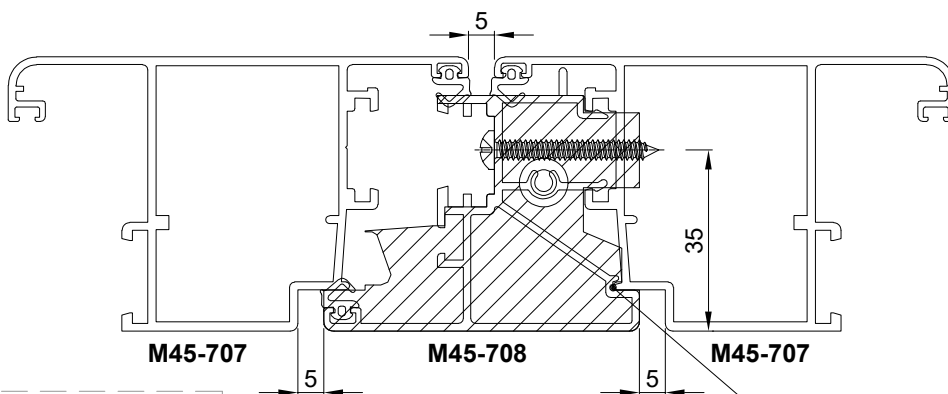


OTVARANJE VANI
OUTWARD OPENING

363.007



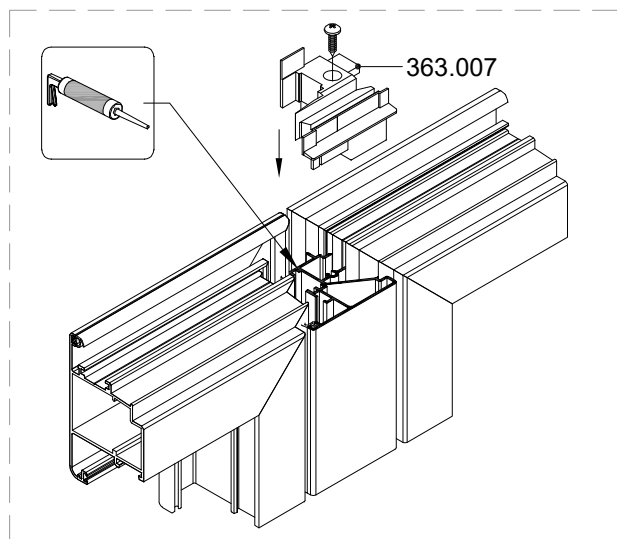
M45-708



M45-707

M45-708

M45-707



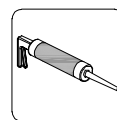
363.007

- gornji i donji umetak-simetrično
- materijal: tvrda guma
- mjera pilanja profila M45-708
 $H = Hkr - 68$

363.007

- upper and lower end insert-symmetrical
- material: hard rubber
- cutting length of M45-708
 $H = Hsh - 68$

ispuniti ljepilom za metal
(cijelom dužinom profila)
to be filled with metal glue
(throughout the length of
the profile)

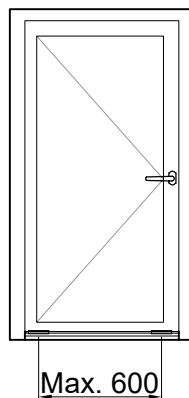


ljepilo za metal
(npr. Teroson MS 939)
metal glue
(eg. Teroson MS 939)

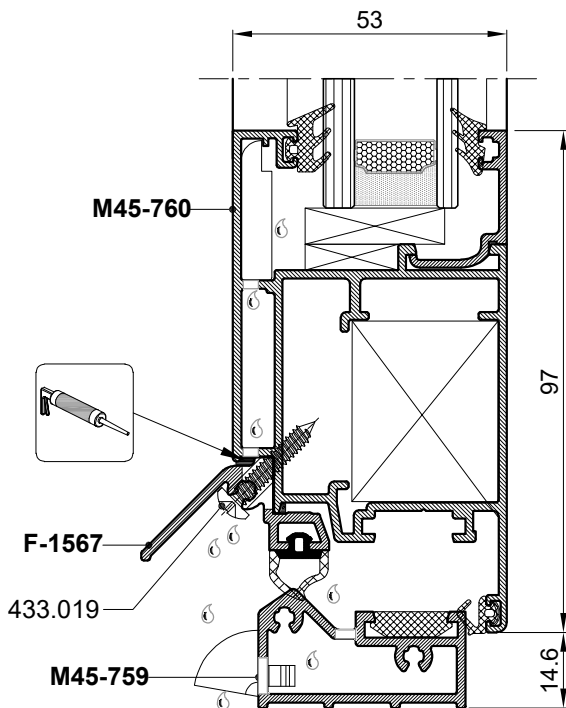
Detalj ugradnje umetka 363.007 u profil M45-708 primjenjiv je u sklopu s profilima krila: M45-707 i M45-761.

Detail of montage insert 363.007 into profile M45-708 appliciable in the assembly with sash profiles: M45-707 and M45-761.

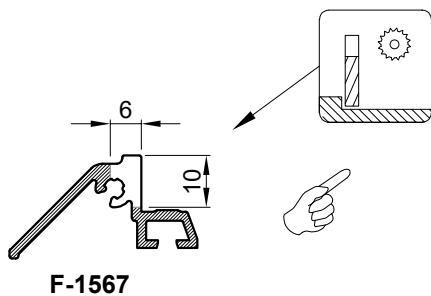
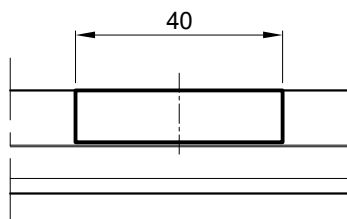
ODVOD KAPLJEVINA IZ PROFILA KRILA VRATA (otvaranje unutra) DOOR LEAF WATER DRAINAGE (inward opening)



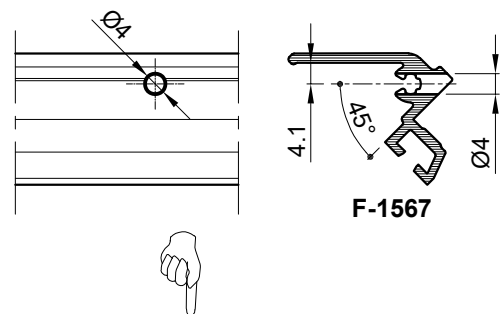
- Površine između profila krila vrata i okapnice, zbog propuštanja vode obavezno ispuniti ljepilom za metal, /npr. "Henkel" - Teroson MS 939 /.
- Because of water drainage, surfaces between door leaf and drip cap profile, must be filled with metal glue. /eg. "Henkel" - Teroson MS 939 /.



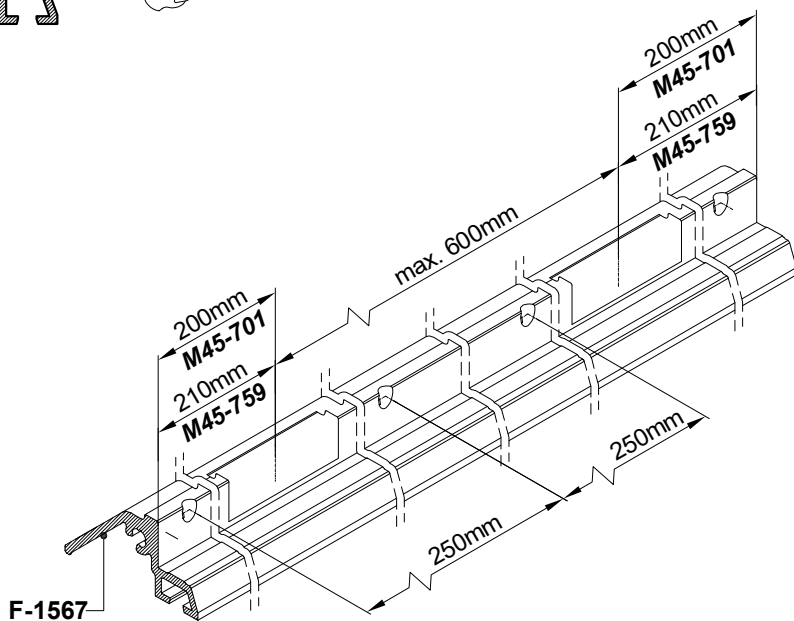
OBRADA NA PROFILU OKAPNICE F-1567 ZA ODVOD KAPLJEVINA IZ PROFILA KRILA VRATA I PRIHVAT VIJKA 433.019 PROCESSING ON DRIP CAP PROFILE F-1567 FOR WATER DRAINAGE ON DOOR LEAF PROFILE AND OF HOLES FOR SCREW 433.019



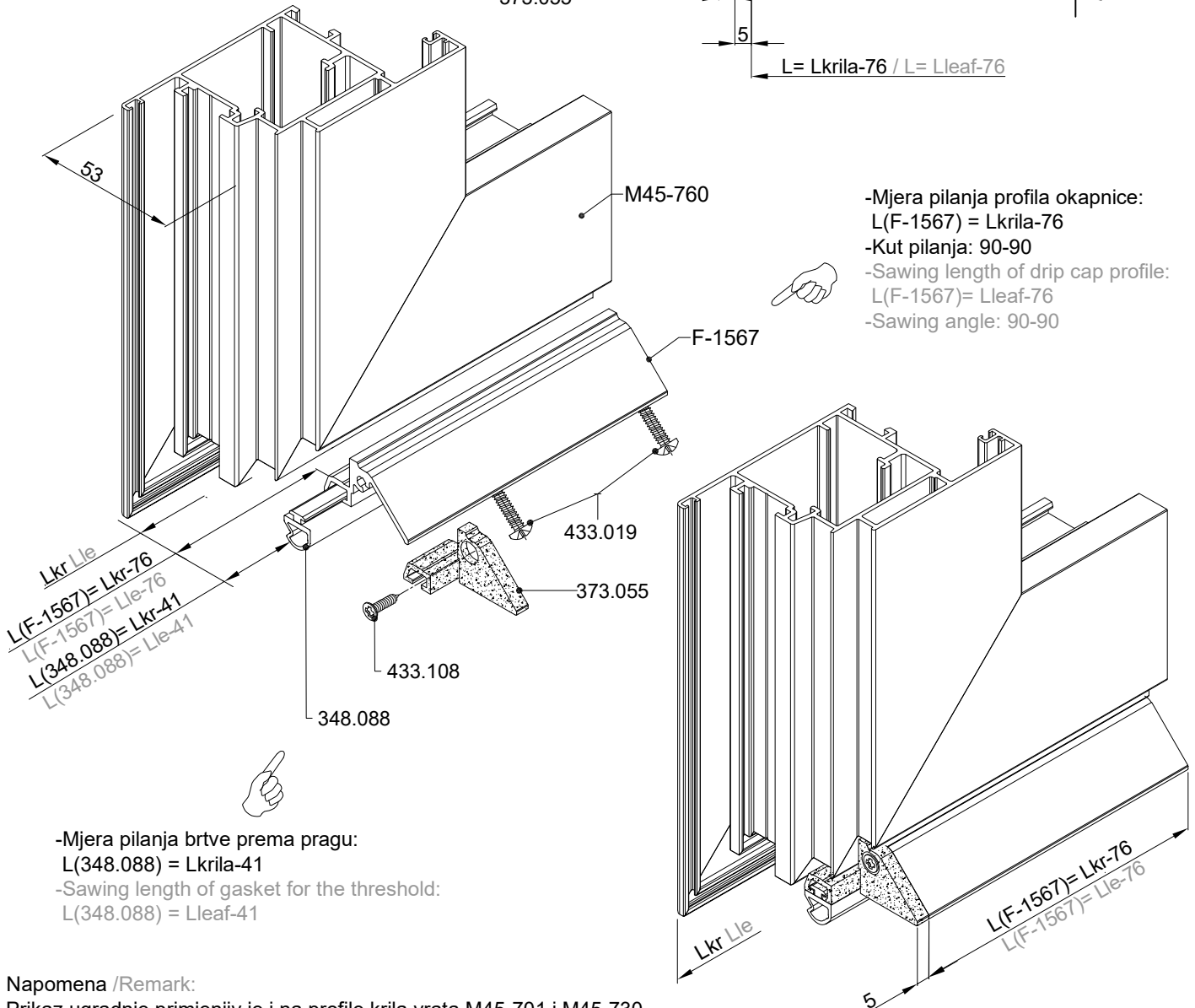
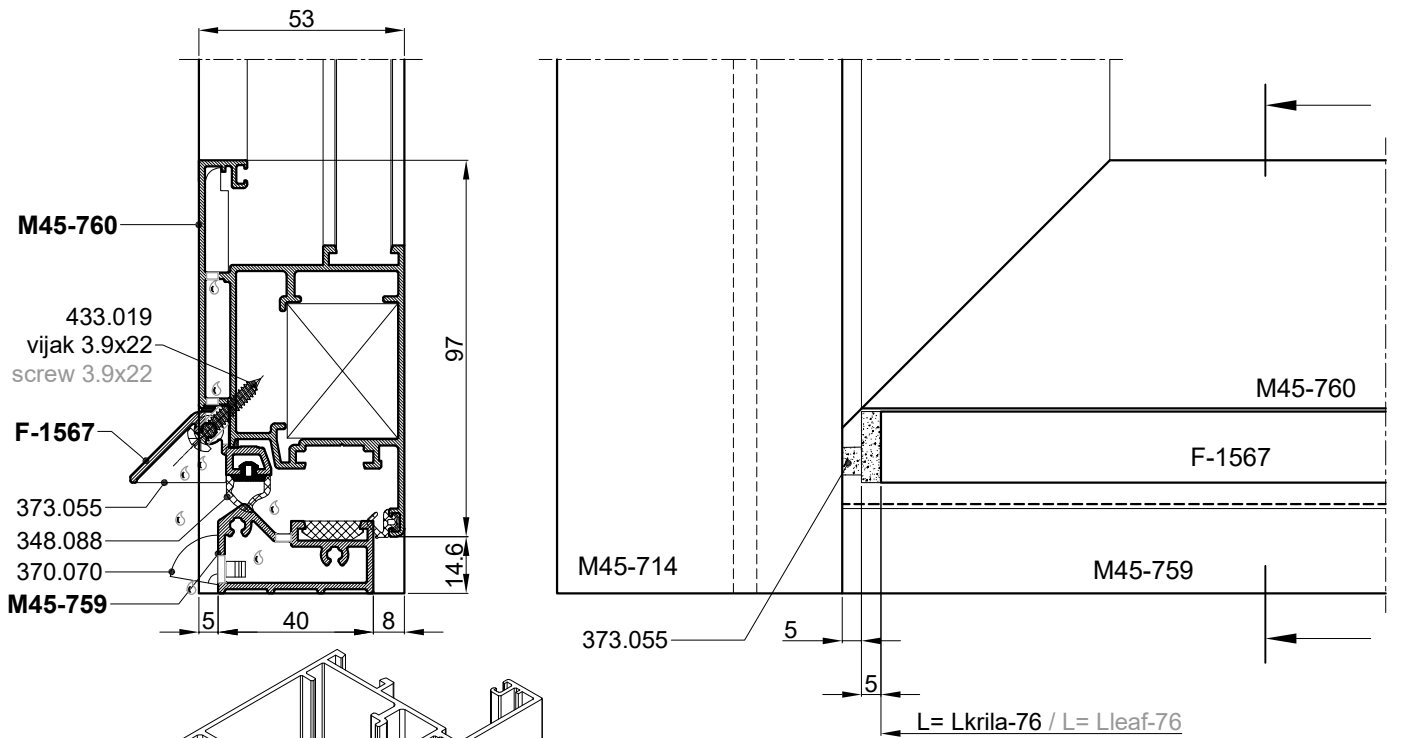
- Obrada na profilu F-1567 (minimalno dva po krilu)
Alat: vretenasto glodalo
- Processing on profile F-1567 (min. two per leaf)
Tool: end mill



- 433.019
(vijak 3.9x22 DIN 7981
svaki cca 250mm)
(screw 3.9x22 DIN 7981
each approx. 250mm)



UGRADNJA PROFILA OKAPNICE F-1567 S BRTVOM PREMA PRAGU U PROFIL KRILA VRATA (otvaranje unutra)
INSTALLATION OF DRIP CAP PROFILE F-1567 WITH GASKET ON THE BOTTOM OF THE DOOR LEAF PROFILE (inw. open.)

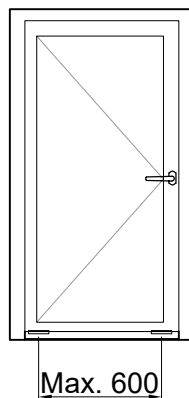


Napomena /Remark:

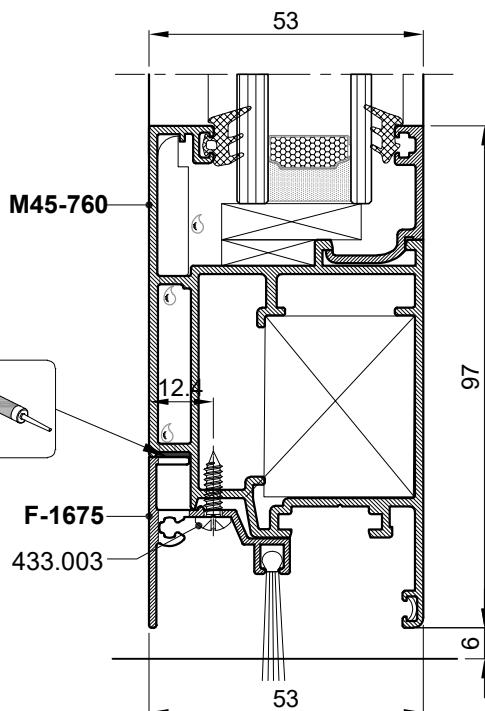
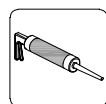
Prikaz ugradnje primjenjiv je i na profile krila vrata M45-701 i M45-730

The installation view is also applicable to door leaf profiles M45-701 and M45-730

ODVOD KAPLJEVINA IZ PROFILA KRILA VRATA (otvaranje unutra)
DOOR LEAF WATER DRAINAGE (inward opening)

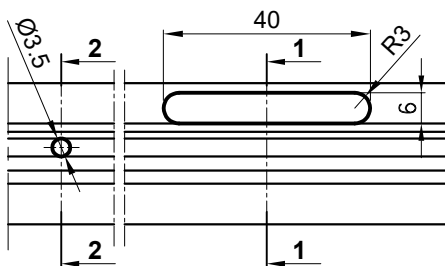
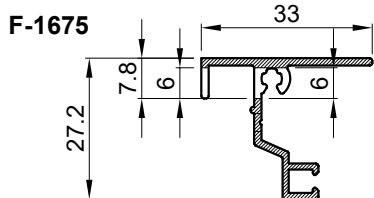


- Površine između profila krila vrata i profila F-1675, zbog propuštanja vode obavezno ispuniti ljepilom za metal, /npr. "Henkel" - Teroson MS 939 /.
- Because of water drainage, surfaces between door leaf and profile F-1675, must be filled with metal glue. /eg. "Henkel" - Teroson MS 939 /.

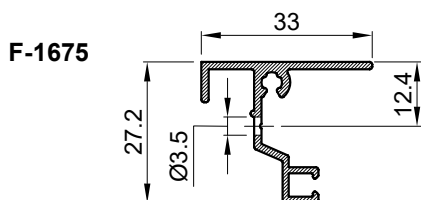


OBRADA NA PROFILU F-1675
ZA ODVOD KAPLJEVINA IZ PROFILA KRILA VRATA I PRIHVAT VIJKA 433.003
PROCESSING ON PROFILE F-1675
FOR WATER DRAINAGE ON DOOR LEAF PROFILE AND OF HOLES FOR SCREW 433.003

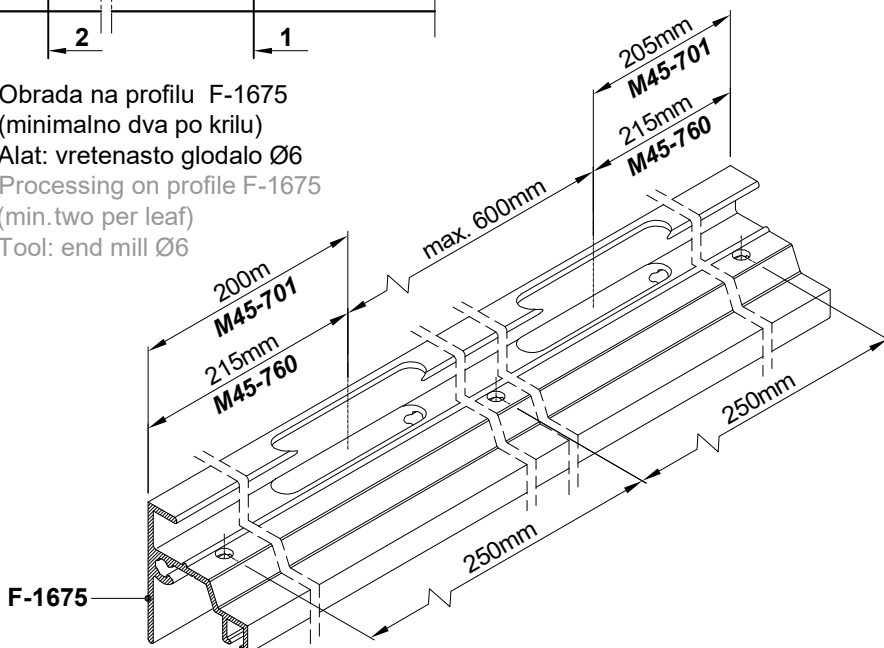
PRESJEK 1-1
CROSS SECTION 1-1



PRESJEK 2-2
CROSS SECTION 2-2

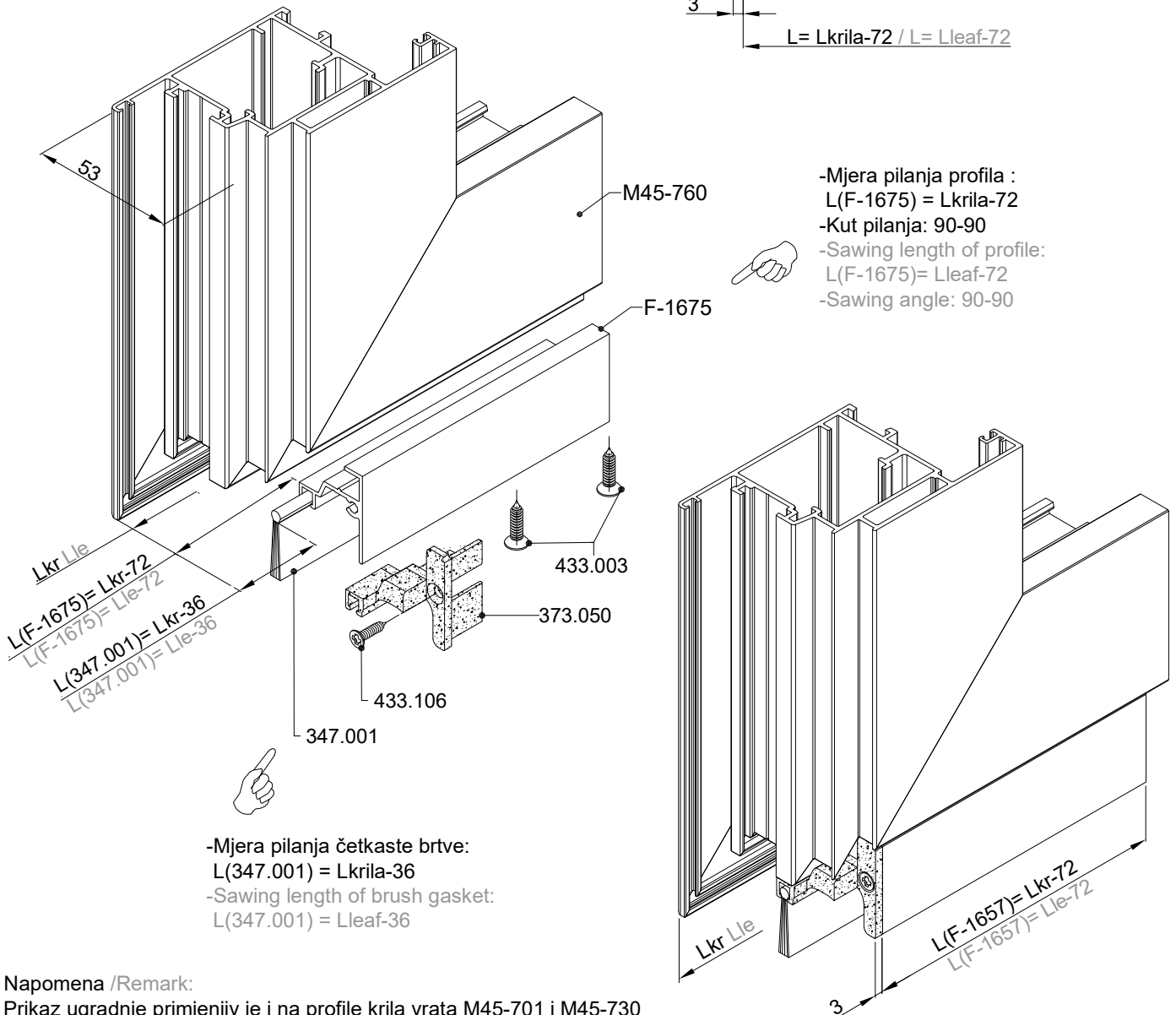
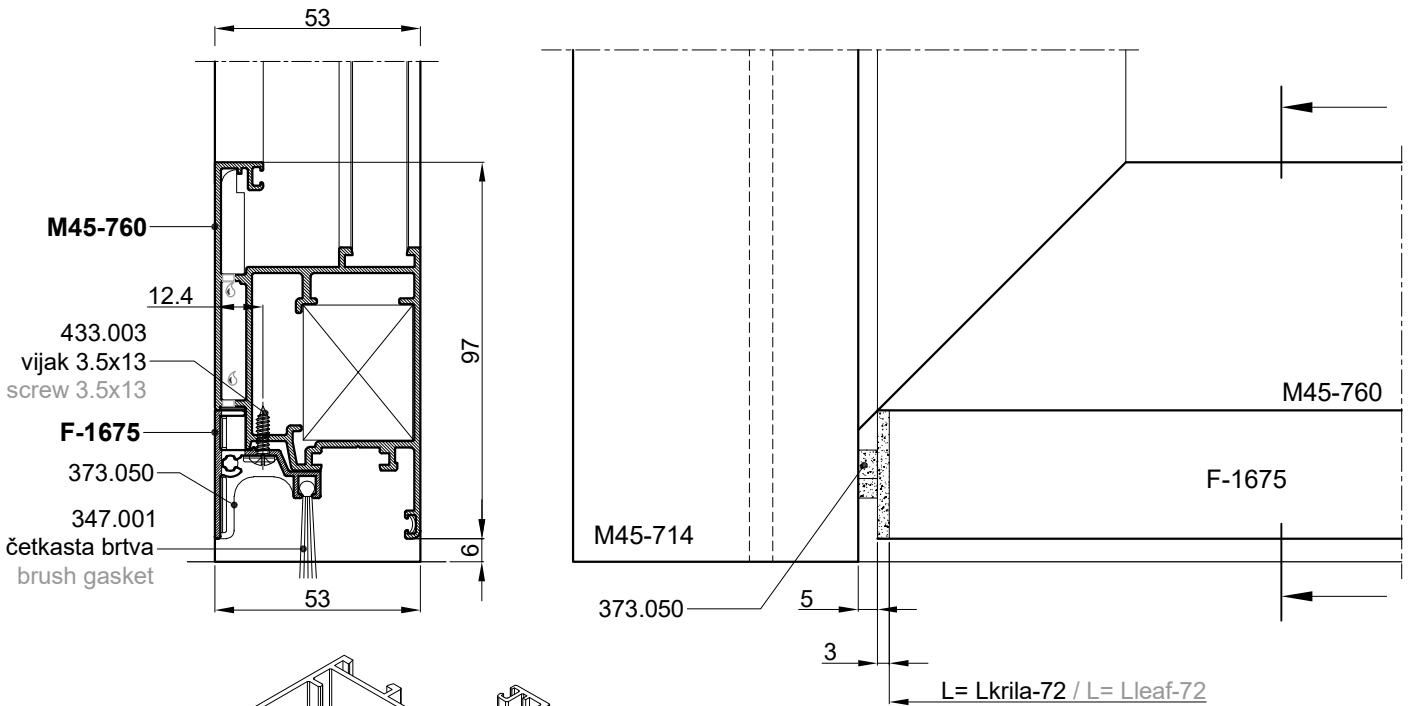


- Obrada na profilu F-1675 (minimalno dva po krilu)
Alat: vretenasto glodalo Ø6
- Processing on profile F-1675 (min. two per leaf)
Tool: end mill Ø6



433.003
(vijak 3.5x13 DIN 7981
svaki cca 250mm)
(screw 3.5x13 DIN 7981
each approx. 250mm)

UGRADNJA PROFILA F-1675 S ČETKASTOM BRTVOM U PROFIL KRILA VRATA (otvaranje unutra)
INSTALLATION OF PROFILE F-1675 WITH BRUSH GASKET OF THE DOOR LEAF PROFILE (inward opening)

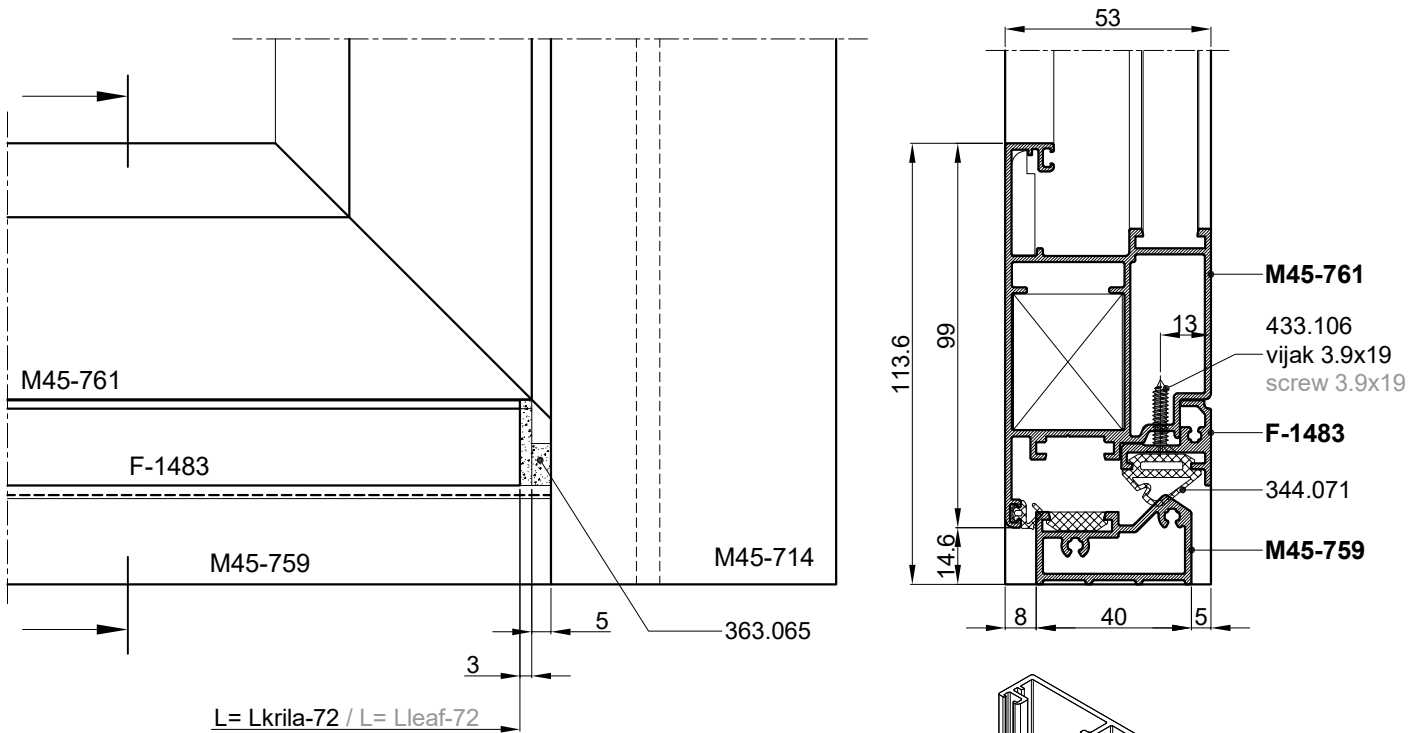


Napomena /Remark:

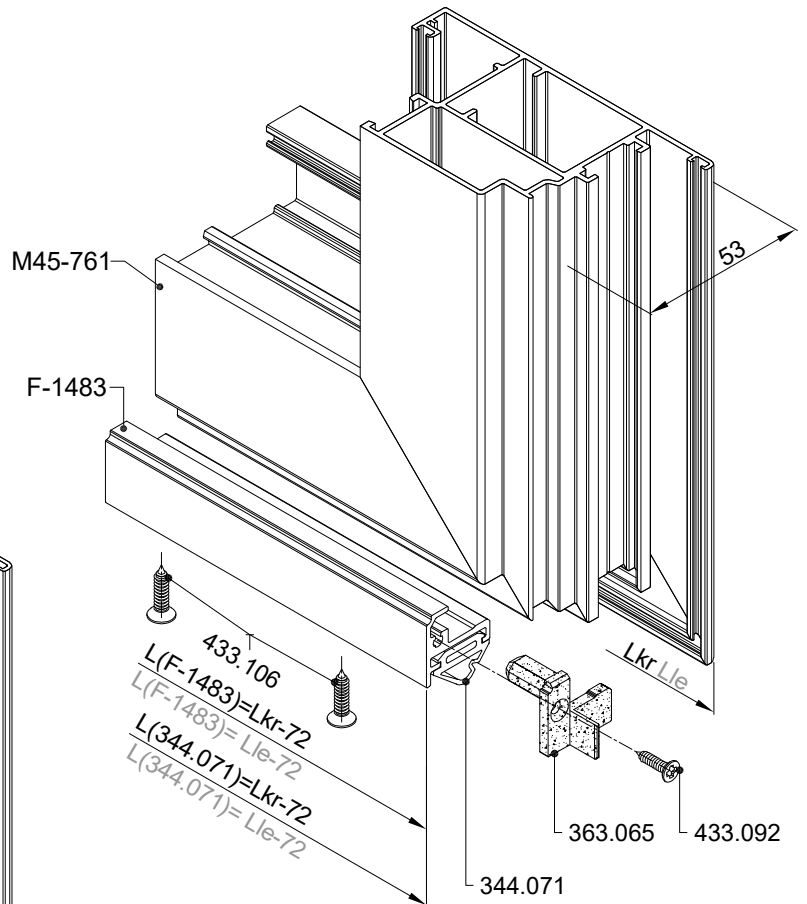
Prikaz ugradnje primjenjiv je i na profile krila vrata M45-701 i M45-730

The installation view is also applicable to door leaf profiles M45-701 and M45-730

UGRADNJA PROFILA F-1483 S BRTVOM PREMA PRAGU U PROFIL KRILA VRATA (otvaranje vani)
INSTALLATION OF PROFILE F-1483 WITH GASKET ON THE BOTTOM OF THE DOOR LEAF PROFILE (outward opening)

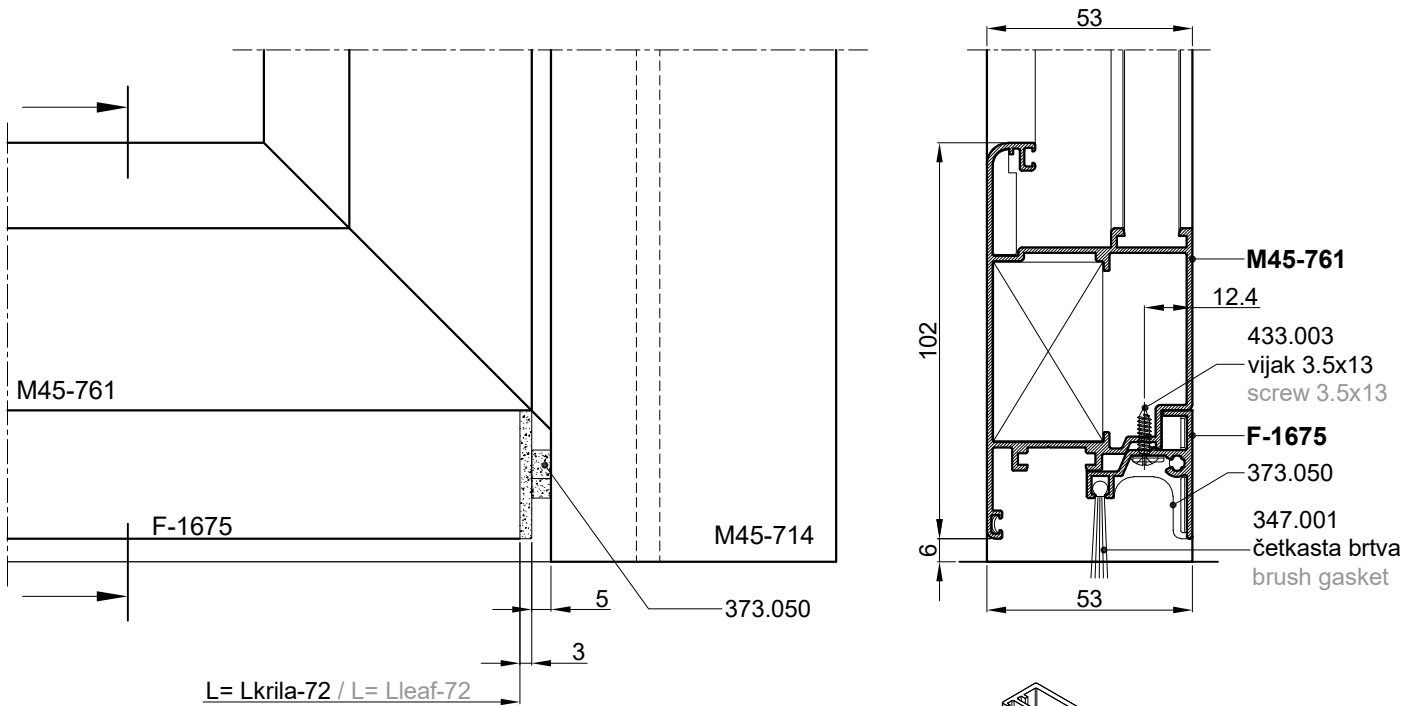


- Mjera pilanja profila :
L(F-1483) = Lkrila-72
- Kut pilanja: 90-90
- Sawing length of profile:
L(F-1483) = Lleaf-72
- Sawing angle: 90-90

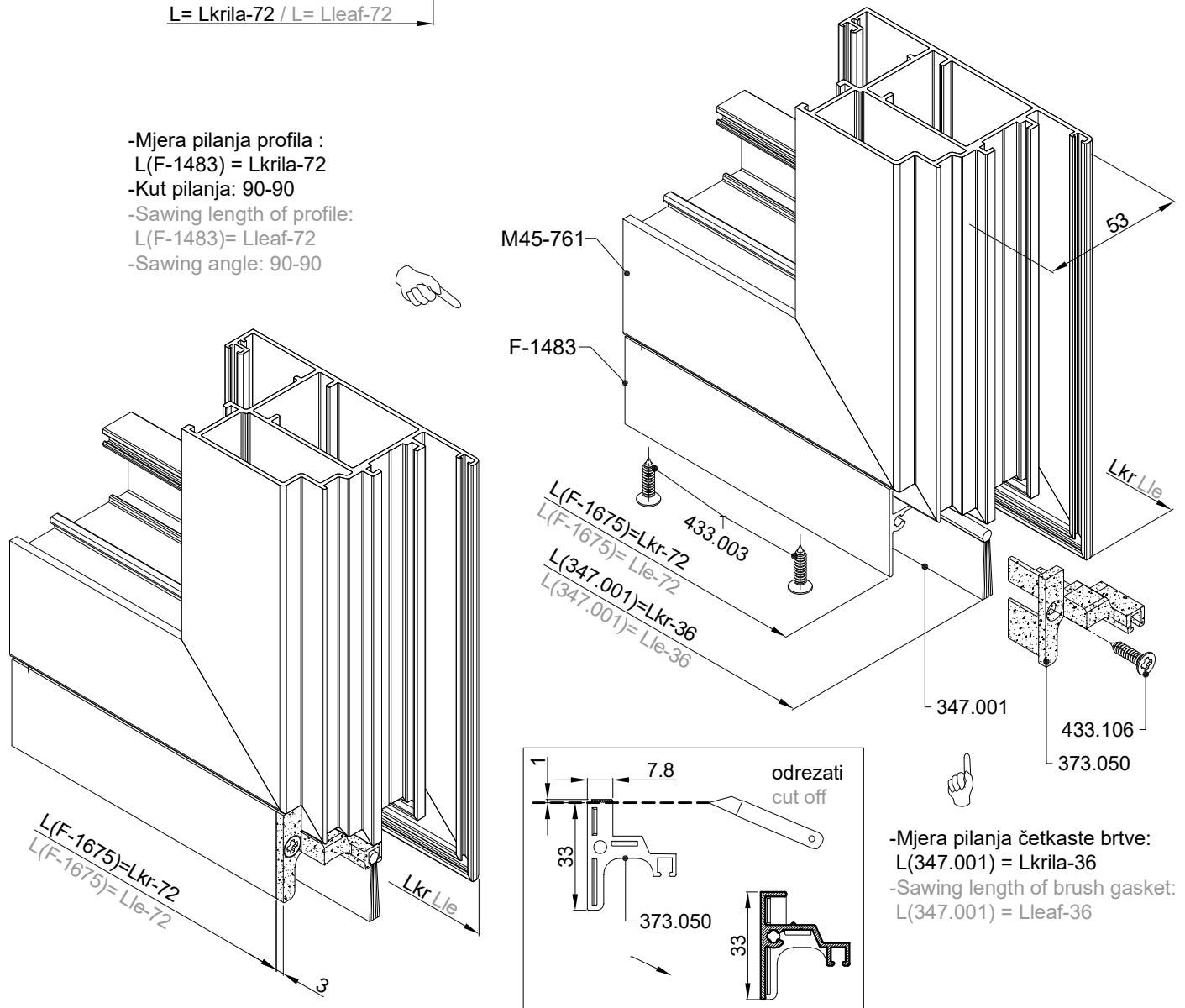


- Mjera pilanja brtve prema pragu:
L(344.071) = Lkrila-72
- Sawing length of gasket for the threshold:
L(344.071) = Lleaf-72

UGRADNJA PROFILA F-1675 S ČETKASTOM BRTVOM U PROFIL KRILA VRATA (otvaranje vani)
INSTALLATION OF PROFILE F-1675 WITH BRUSH GASKET OF THE DOOR LEAF PROFILE (outward opening)

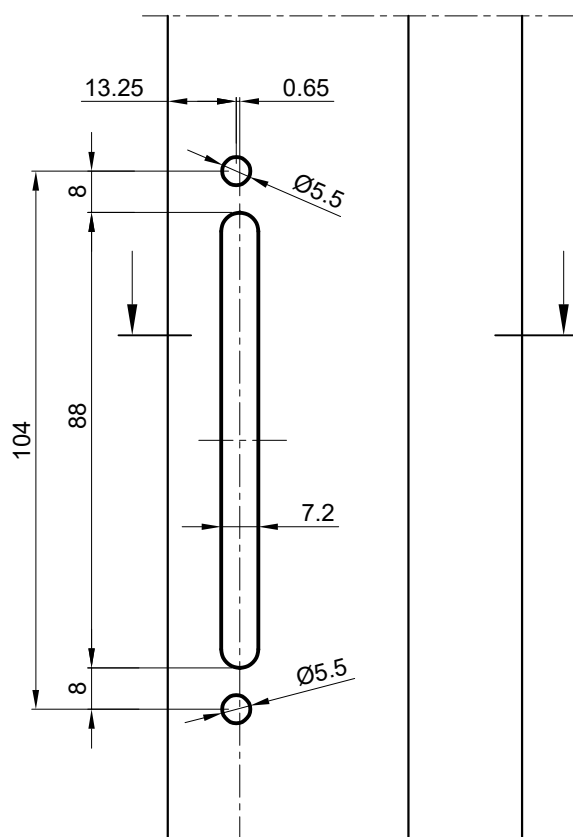


- Mjera pilanja profila :
L(F-1483) = Lkrila-72
- Kut pilanja: 90-90
- Sawing length of profile:
L(F-1483) = Lleaf-72
- Sawing angle: 90-90

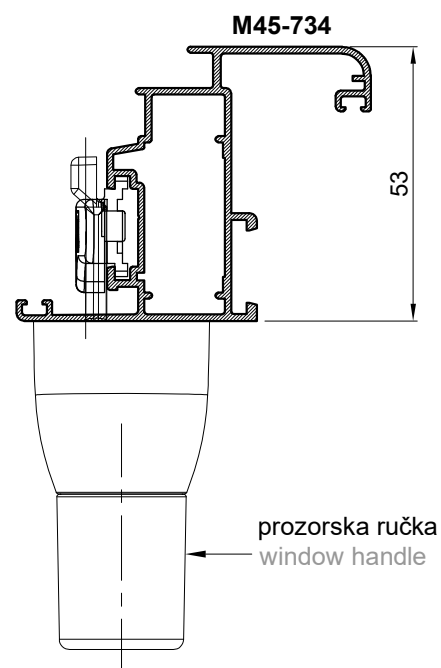
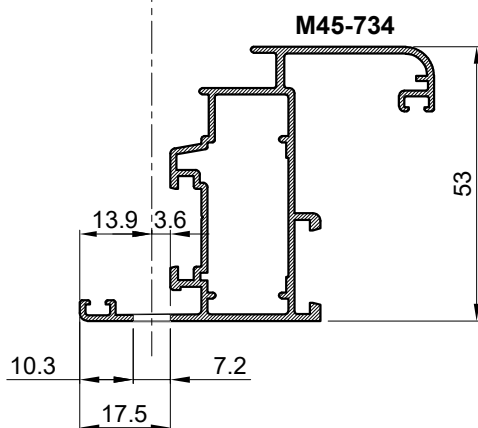


- Mjera pilanja četkaste brtve:
L(347.001) = Lkrila-36
- Sawing length of brush gasket:
L(347.001) = Lleaf-36

OBRADA PROZORSKOG PROFILA KRILA ZA UGRADNJU RUČKE
PROCESSING OF WINDOW SASH PROFILE FOR HANDLE MONTAGE



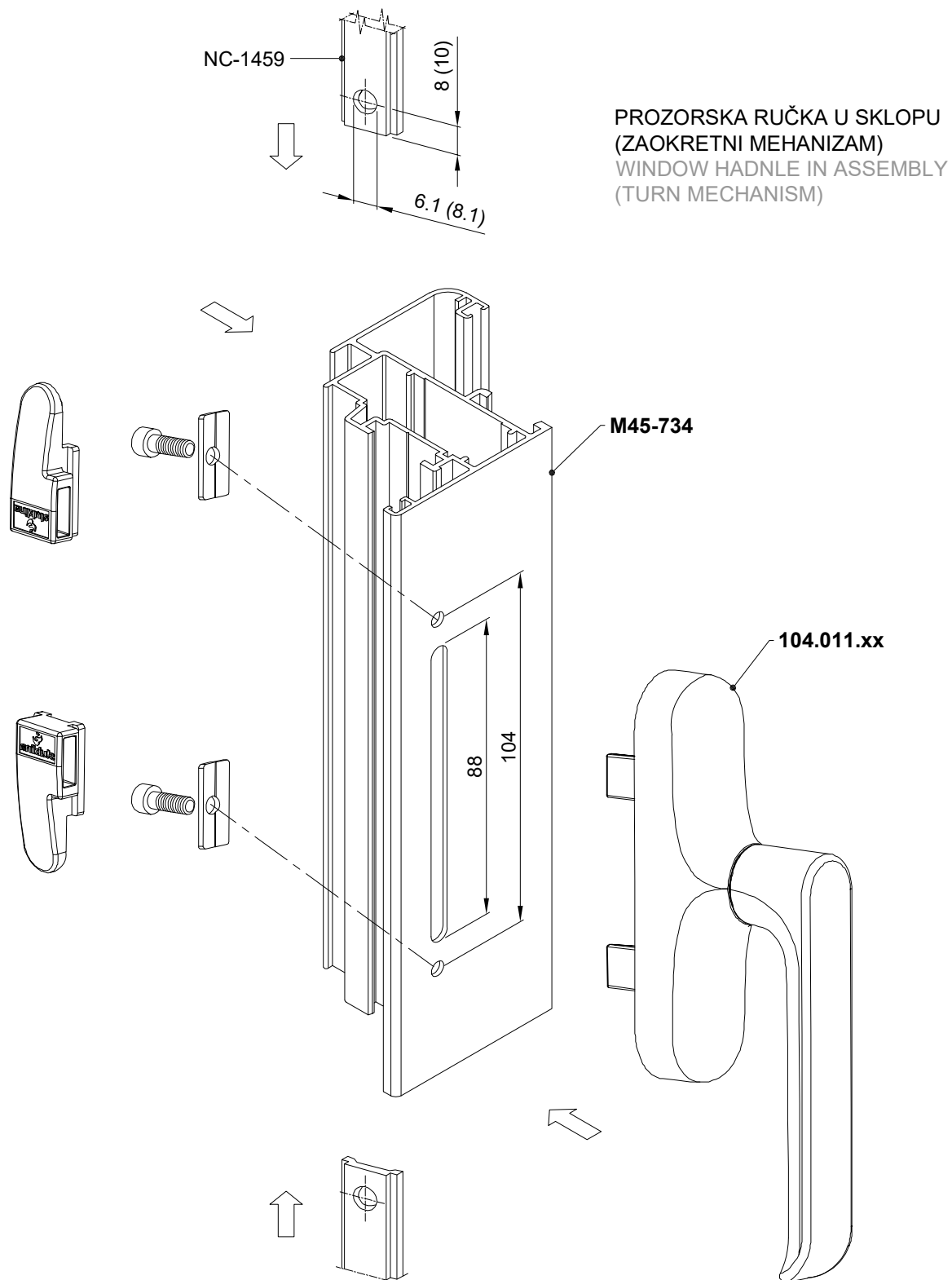
- Za zaokretno i otklopno-zaokretno otvaranje
- Obrada je ista za sve profile krila prozora
- For turn and tilt-turn opening
- Processing is the same for all sash window profiles



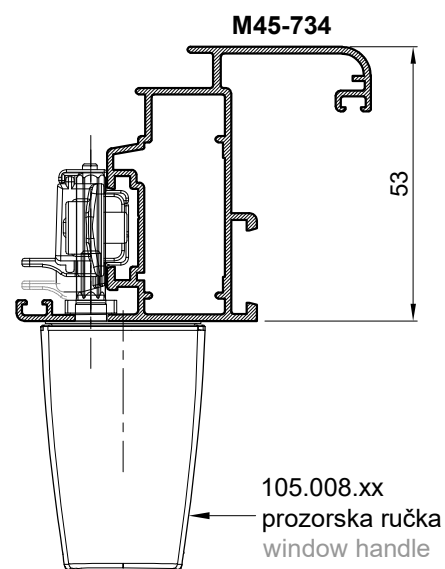
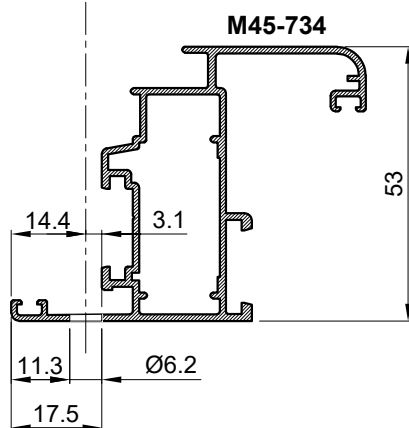
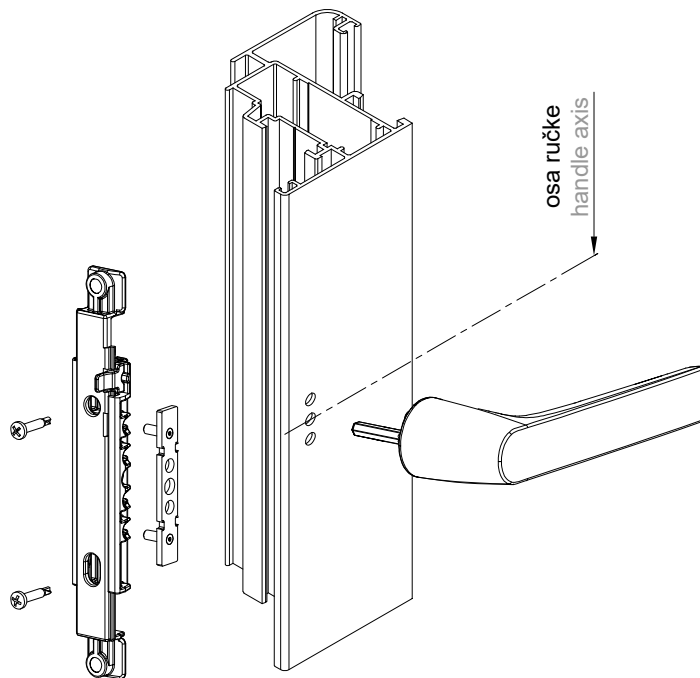
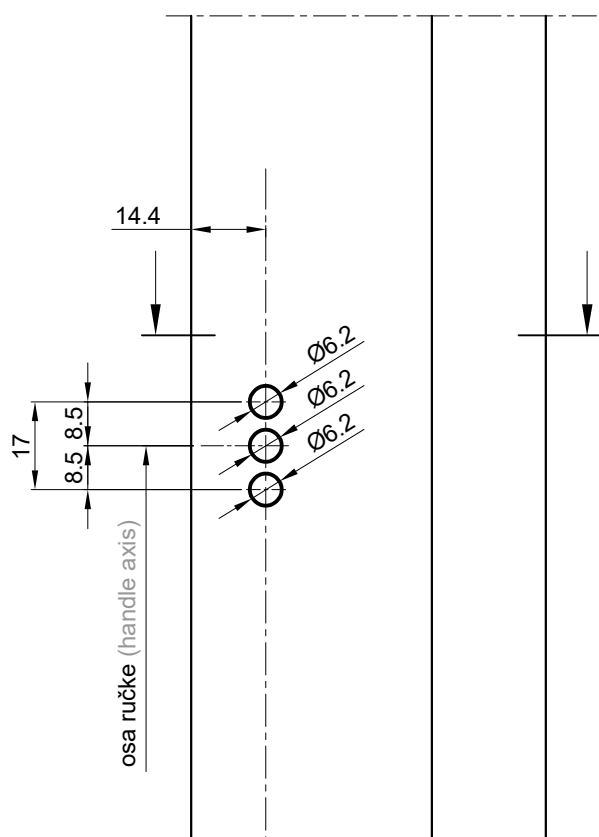
OBRADA PROZORSKOG PROFILA KRILA ZA UGRADNJU RUČKE
(OTKLOPNO-ZAOKRETNI MEHANIZAM)
PROCESSING OF WINDOW SASH PROFILE FOR HANDLE MONTAGE
(TILT-TURN MECHANISM)

- obrada na profilu krila /štancanjem/
Alat: Štanca S1
- processing on sash profile /metal punching/
Tool: Metal punching machine S1

OBRADA PROZORSKOG PROFILA KRILA ZA UGRADNJU RUČKE
PROCESSING OF WINDOW SASH PROFILE FOR HANDLE MONTAGE



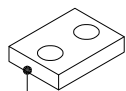
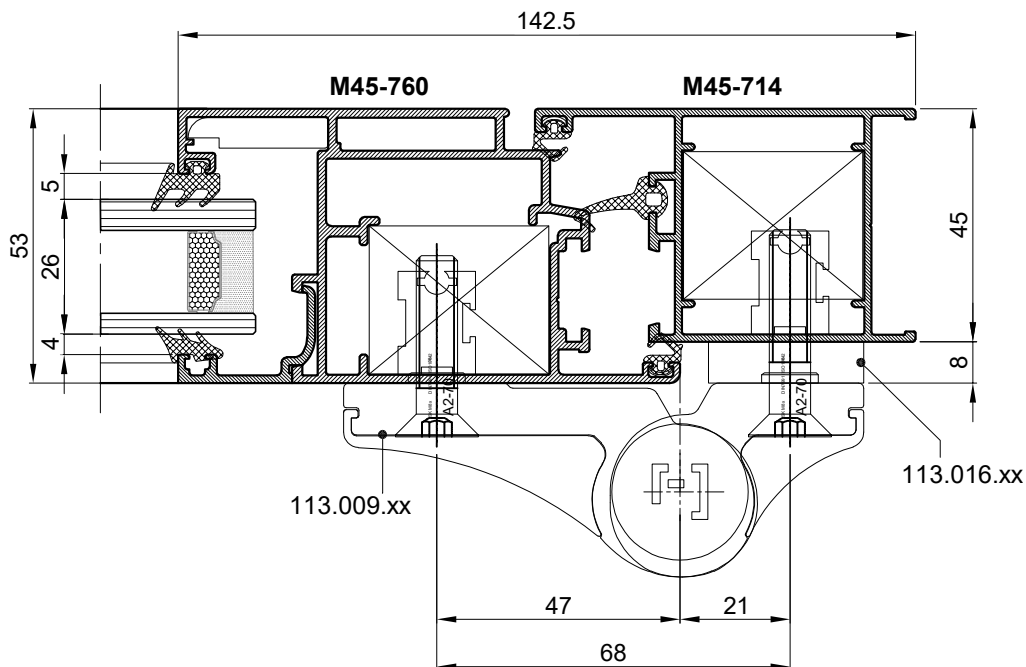
OBRADA PROZORSKOG PROFILA KRILA ZA UGRADNJU RUČKE
PROCESSING OF WINDOW SASH PROFILE FOR HANDLE MONTAGE



OBRADA PROZORSKOG PROFILA KRILA ZA UGRADNJU RUČKE
(SKRIVENI OTKLOPNO-ZAOKRETNI MEHANIZAM - GIESSE)
PROCESSING OF WINDOW SASH PROFILE FOR HANDLE MONTAGE
(HIDDEN TILT-TURN MECHANISM - GIESSE)

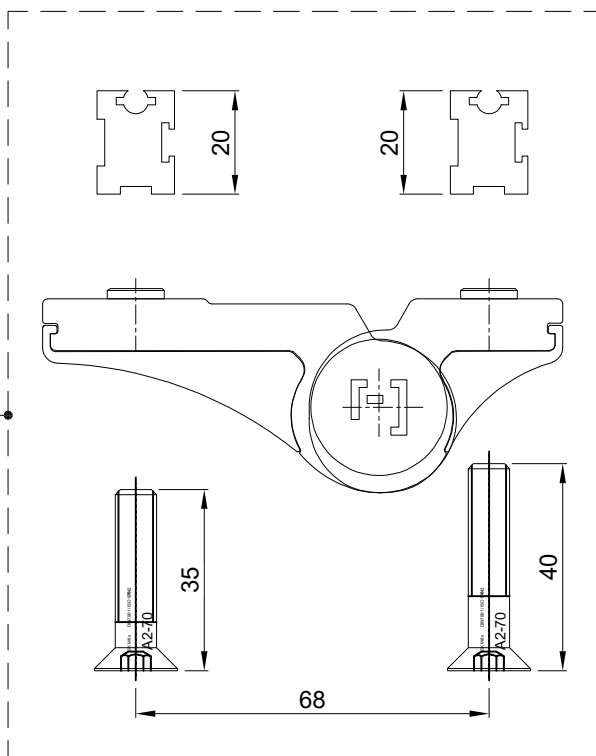
- obrada na profilu krila /glodanjem/
Alat: vretenasto glodalo Ø6.5
- processing on sash profile /milling/
Tool: end mill Ø6.5

SET USADNIH BAGLAMA - OSNO 68 mm
UGRAĐUJE SE U KRILU VRATA M45-760 (otvaranje unutra)
SET OF SCREW-IN HINGES - AXIAL DISTANCE 68 mm
INSTALLED IN DOOR LEAF M45-760 (inward opening)

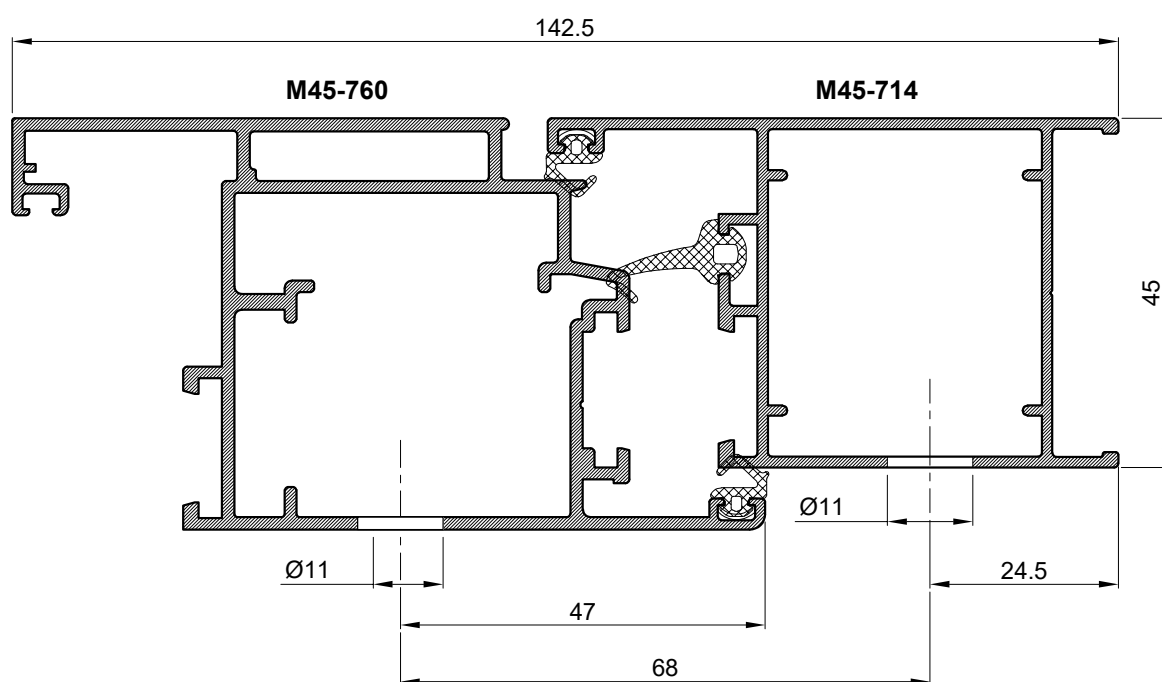
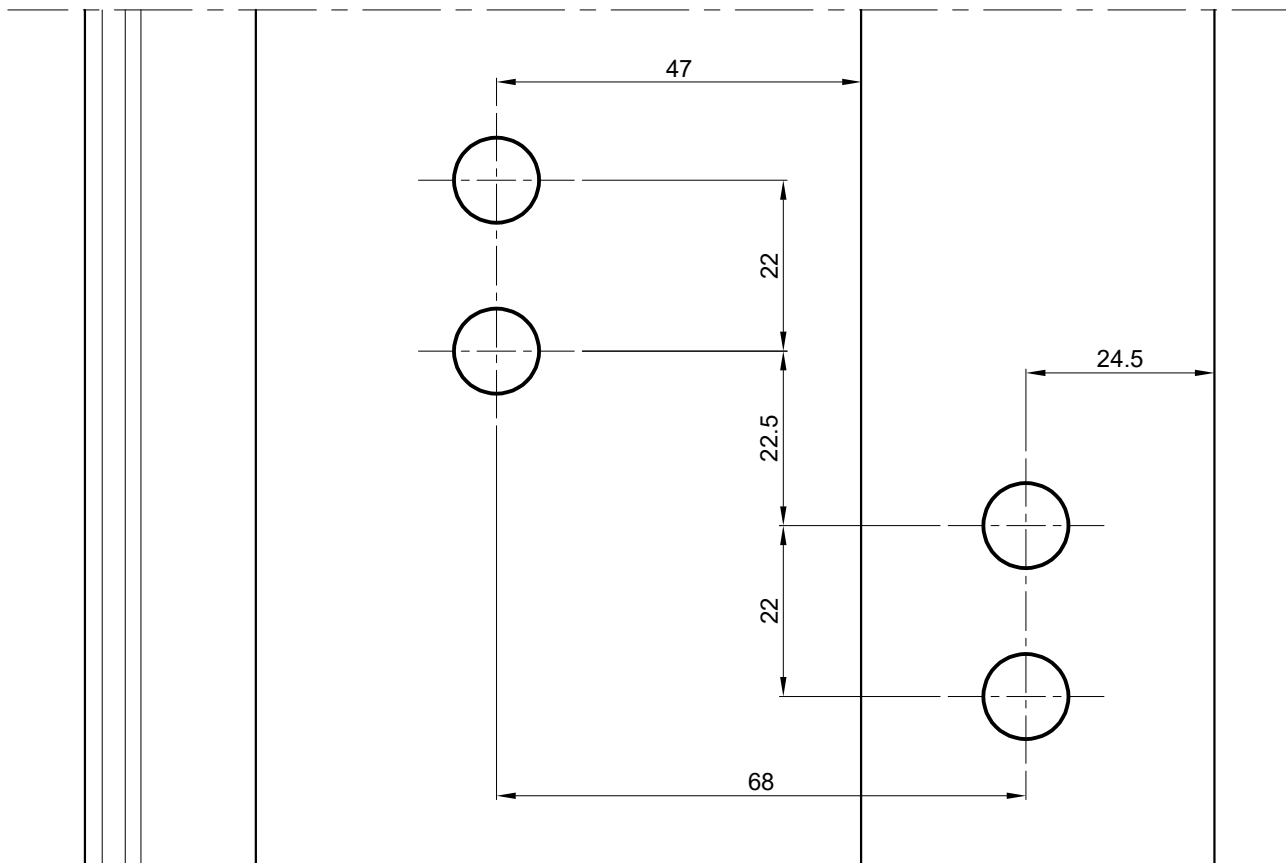


113.016.xx
Podložna pločica d=8mm
(ALU-B)
Washer plate d=8mm
(ALU-B)

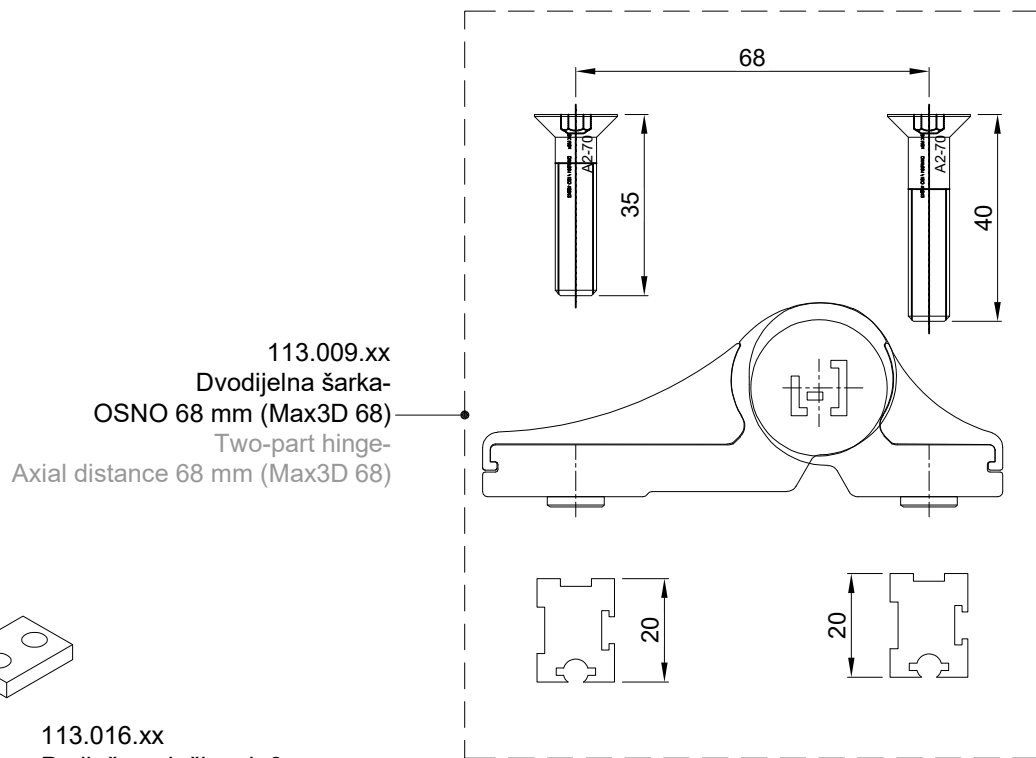
113.009.xx
Dvodijelna šarka-
OSNO 68 mm (Max3D 68)
Two-part hinge-
Axial distance 68 mm (Max3D 68)



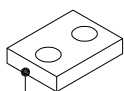
OBRADA ZA SET USADNIH BAGLAMA - OSNO 68 mm, (otvaranje unutra)
PROCESSING OF SCREW-IN HINGES - AXIAL DISTANCE 68 mm, (inward opening)



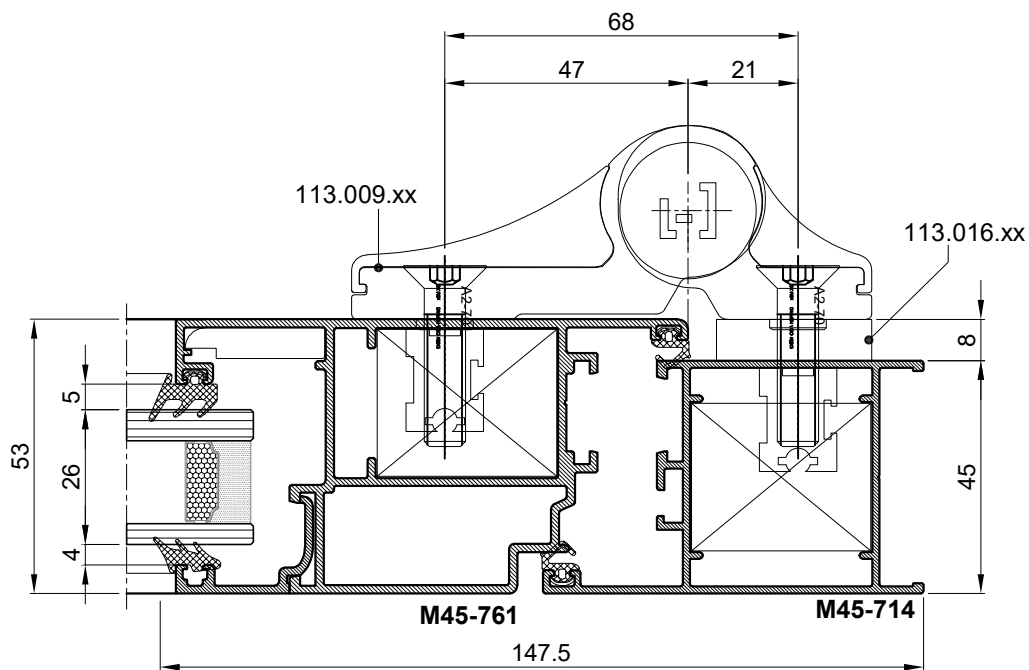
SET USADNIH BAGLAMA - OSNO 68 mm
UGRAĐUJE SE U KRILO VRATA M45-761 (otvaranje vani)
SET OF SCREW-IN HINGES - AXIAL DISTANCE 68 mm
INSTALLED IN DOOR LEAF M45-761 (outward opening)



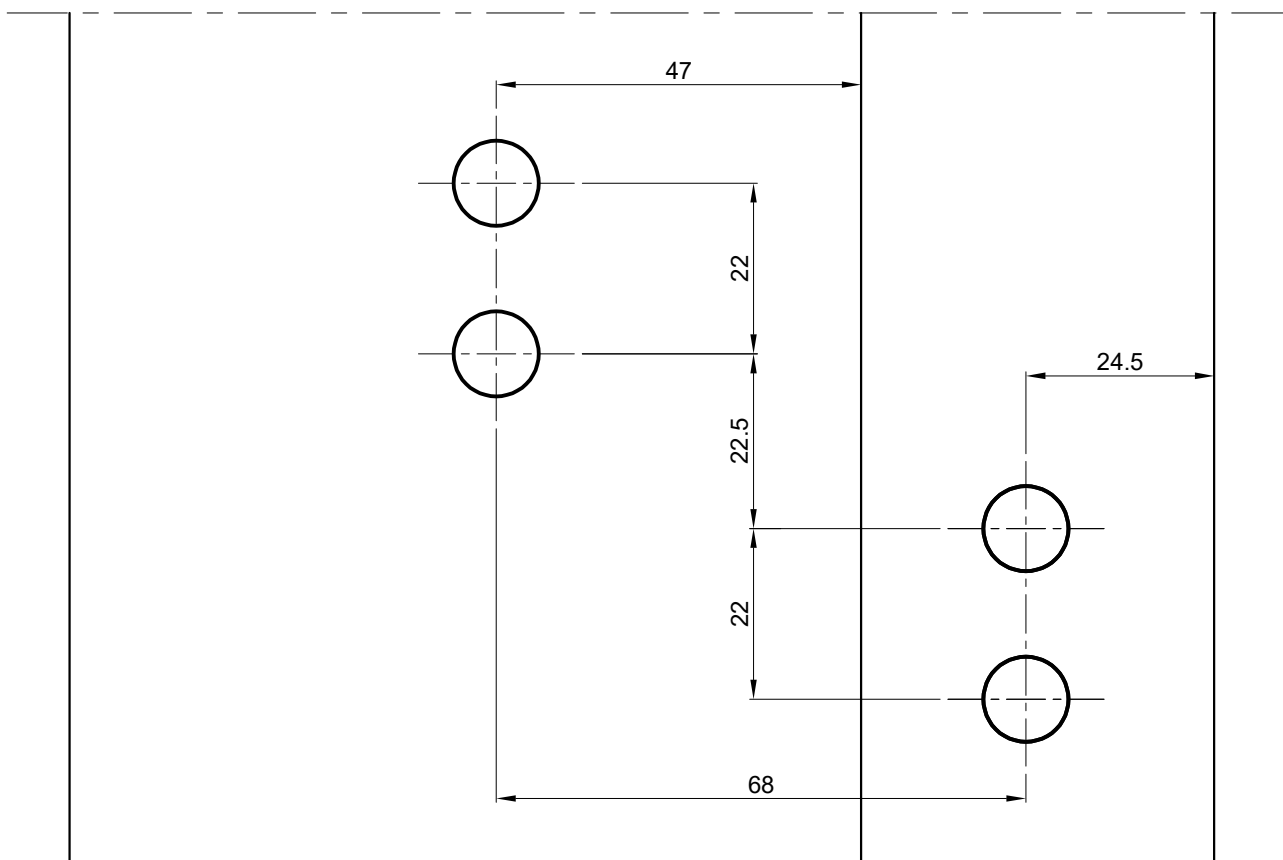
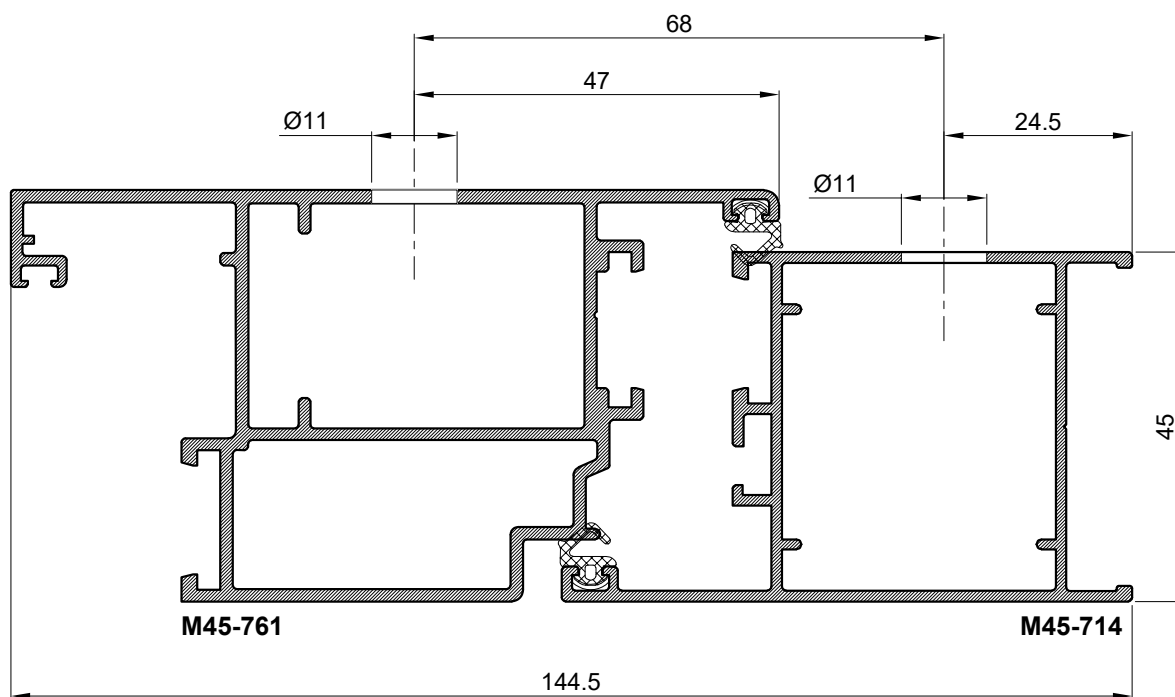
113.009.xx
Dvodijelna šarka-
OSNO 68 mm (Max3D 68)
Two-part hinge-
Axial distance 68 mm (Max3D 68)



113.016.xx
Podložna pločica d=8mm
(ALU-B)
Washer plate d=8mm
(ALU-B)

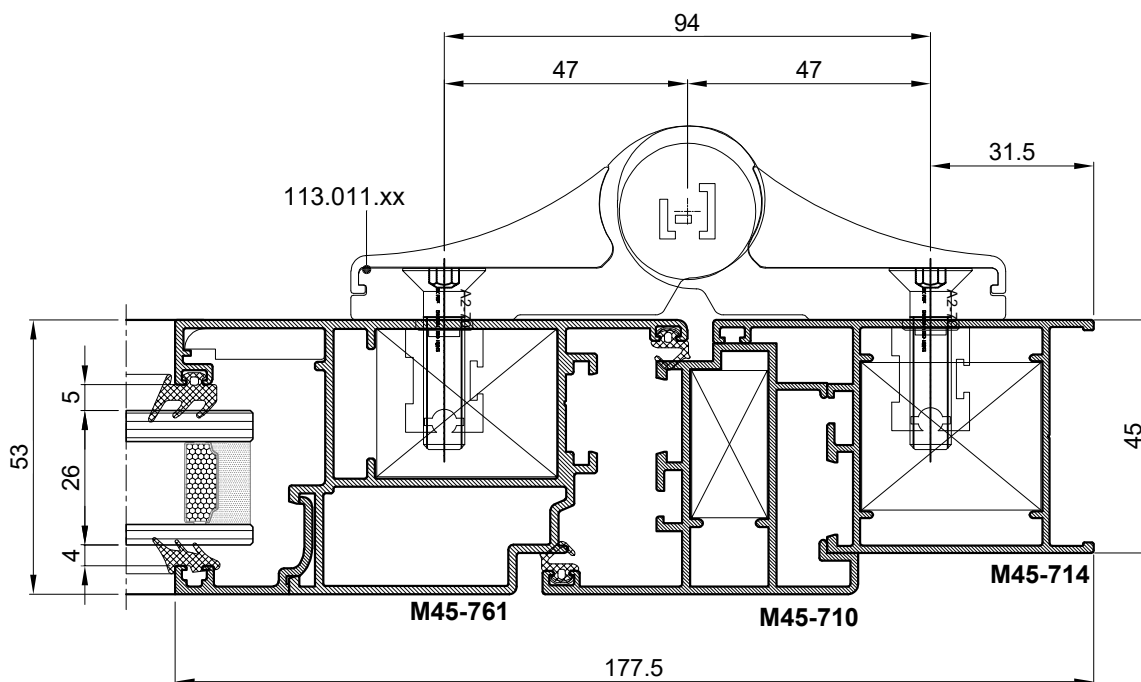
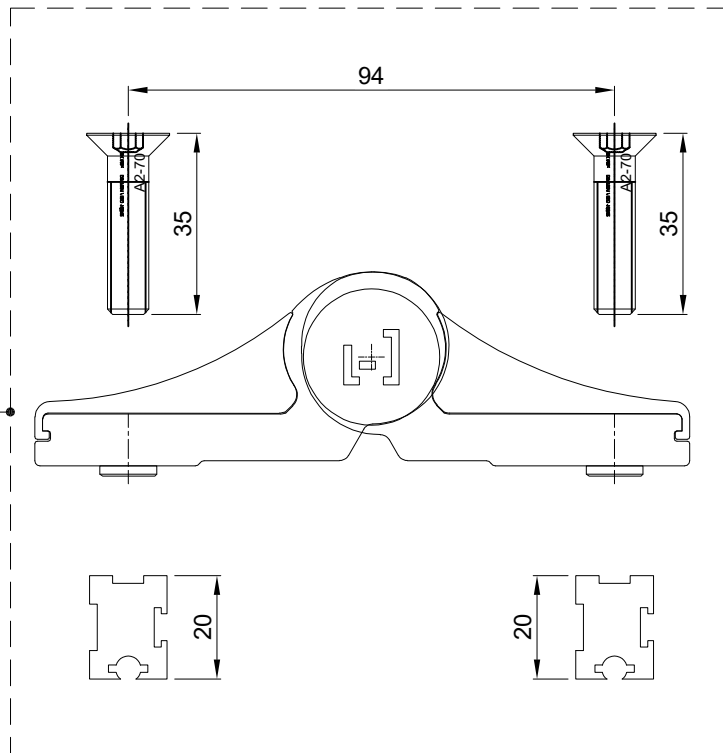


OBRADA ZA SET USADNIH BAGLAMA - OSNO 68 mm, (otvaranje vani)
PROCESSING OF SCREW-IN HINGES - AXIAL DISTANCE 68 mm, (outward opening)

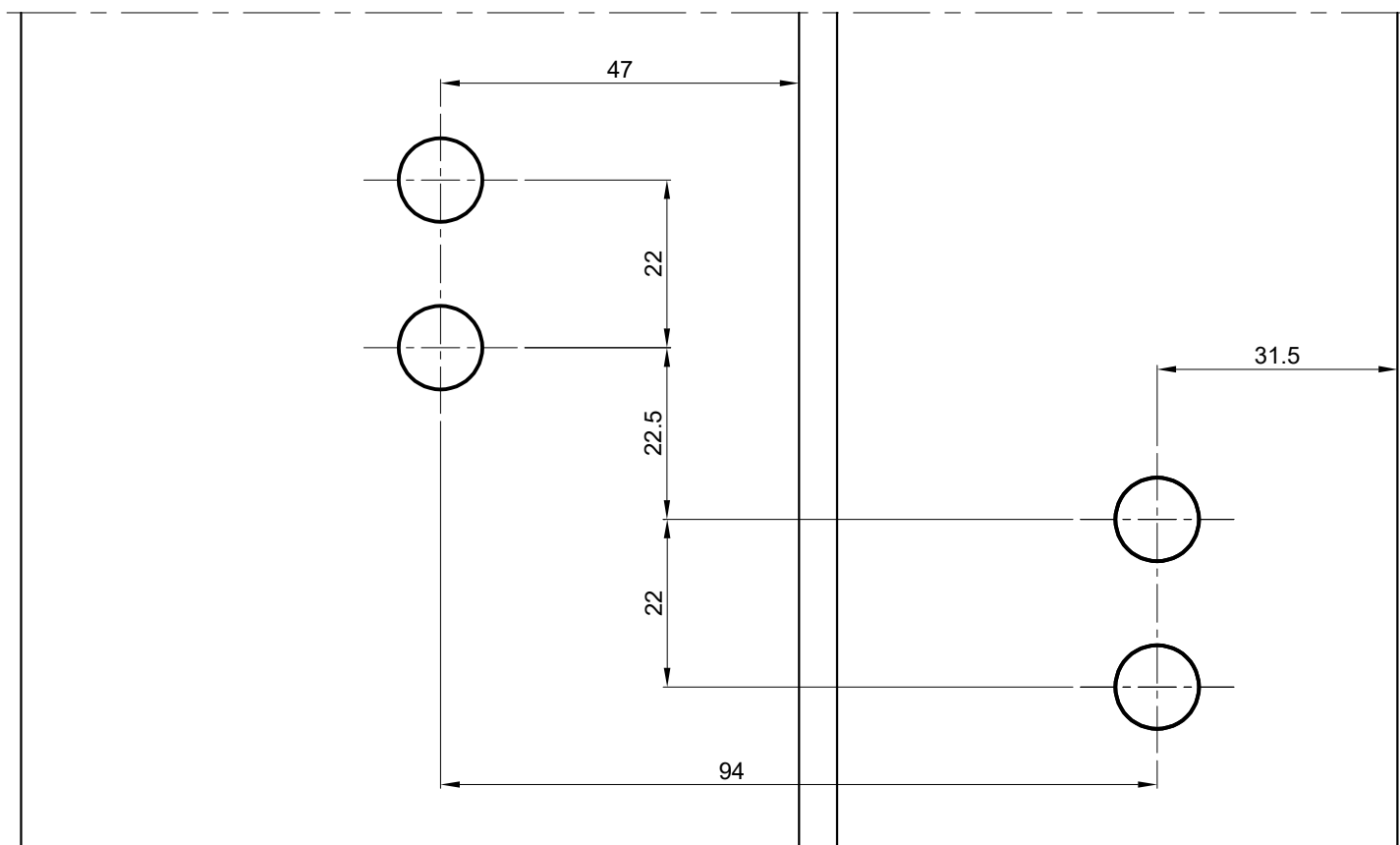
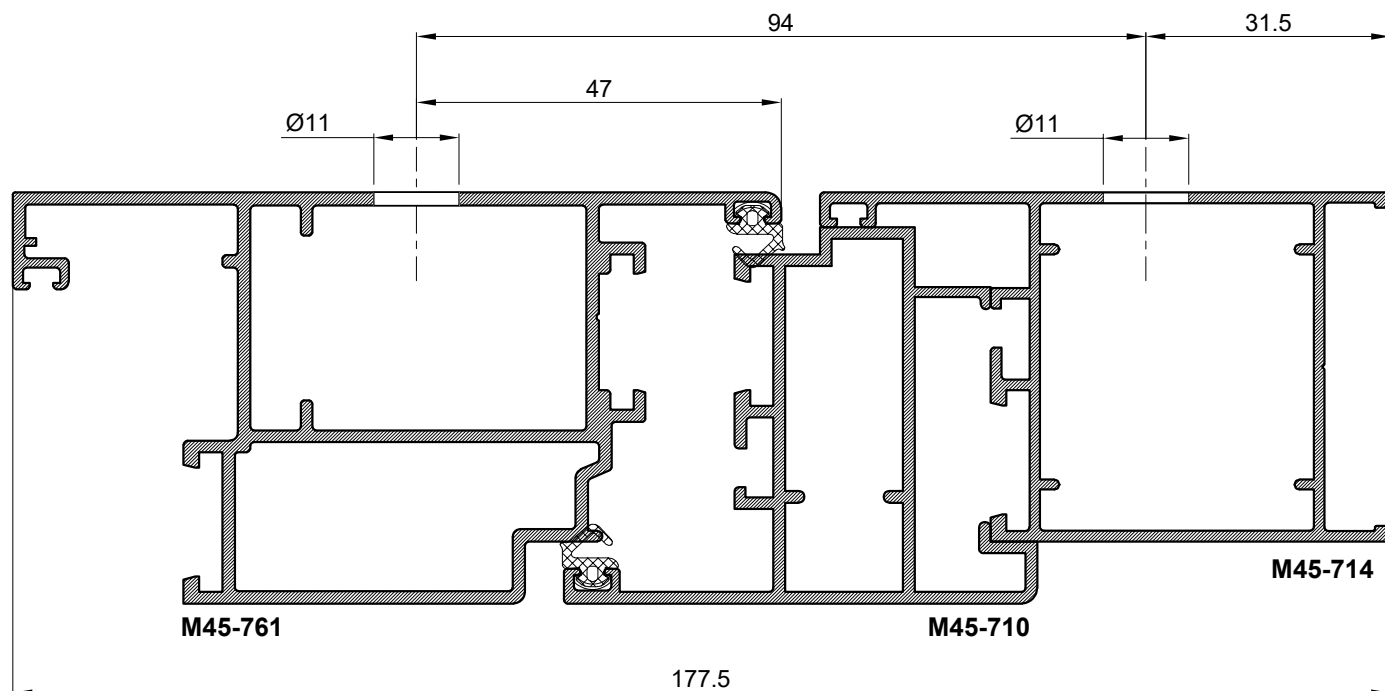


SET USADNIH BAGLAMA - OSNO 94 mm
UGRAĐUJE SE U KRILO VRATA M45-761 (otvaranje vani)
SET OF SCREW-IN HINGES - AXIAL DISTANCE 94 mm
INSTALLED IN DOOR LEAF M45-761 (outward opening)

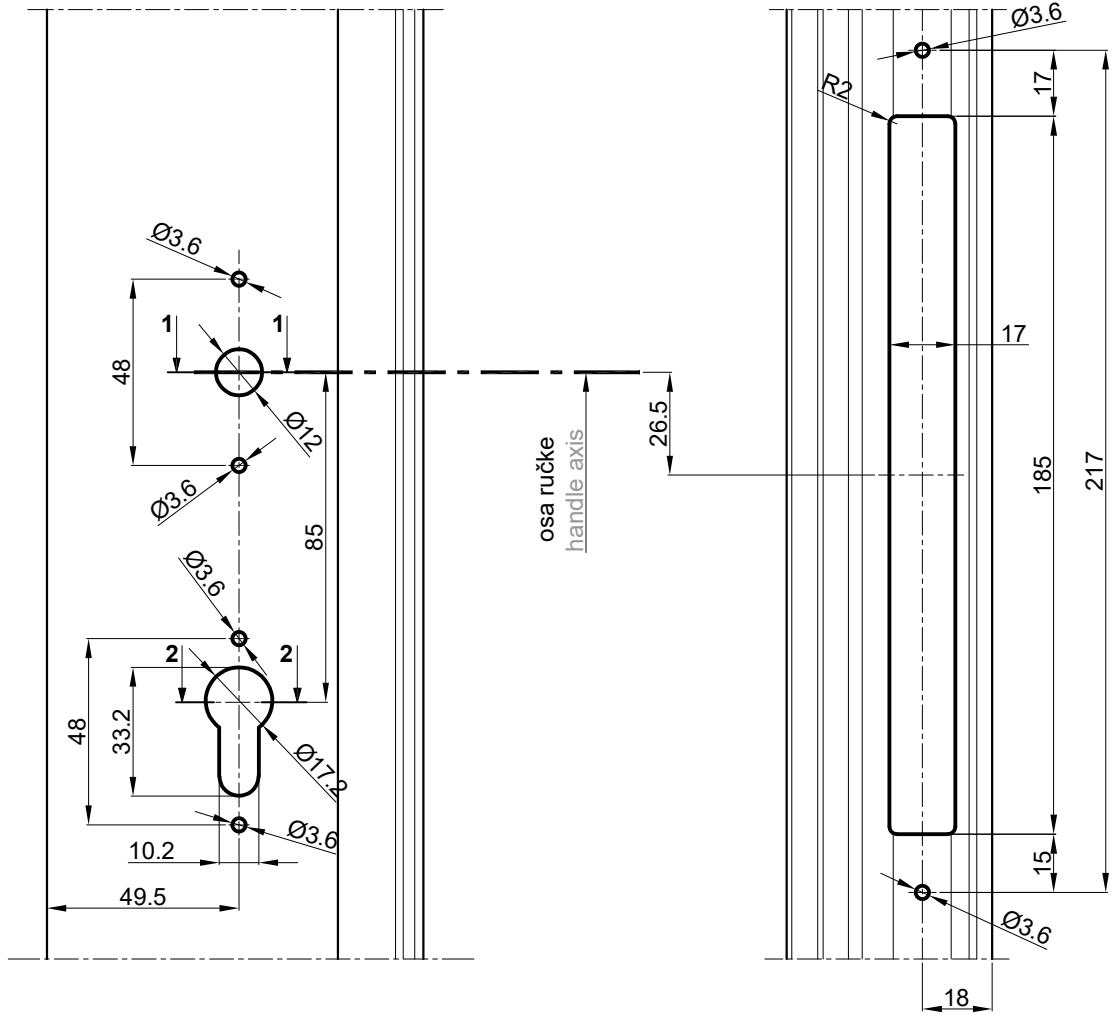
113.011.xx
Dvodijelna šarka-
OSNO 94 mm (Max3D 94)
Two-part hinge-
Axial distance 94 mm (Max3D 94)



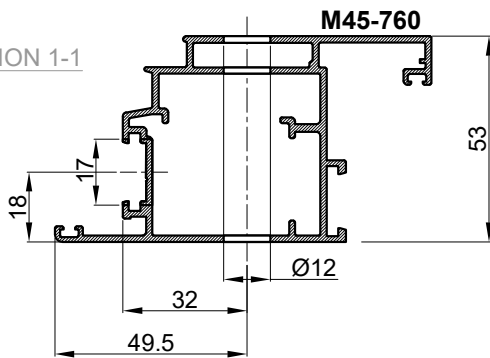
OBRADA ZA SET USADNIH BAGLAMA - OSNO 94 mm, (otvaranje vani)
PROCESSING OF SCREW-IN HINGES - AXIAL DISTANCE 94 mm, (outward opening)



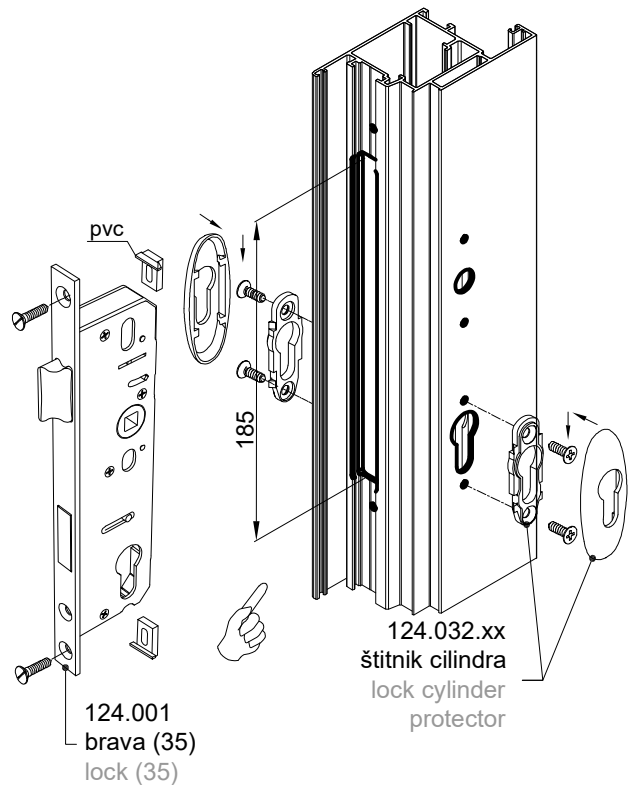
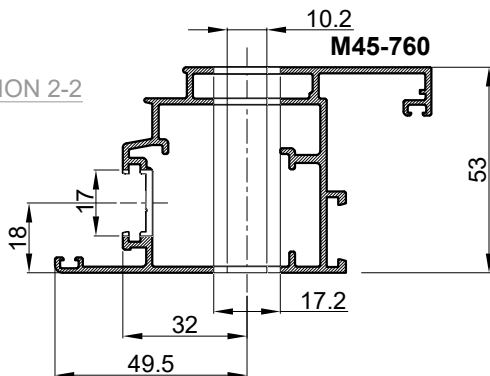
OBRADA PROFILA KRILA VRATA (otvaranje unutra) ZA BRAVU 124.001 I RUČKU 104.009 (Stublina)
PROCESSING OF DOOR LEAF PROFILE (inward opening) FOR LOCK 124.001 AND HANDLE 104.009 (Stublina)



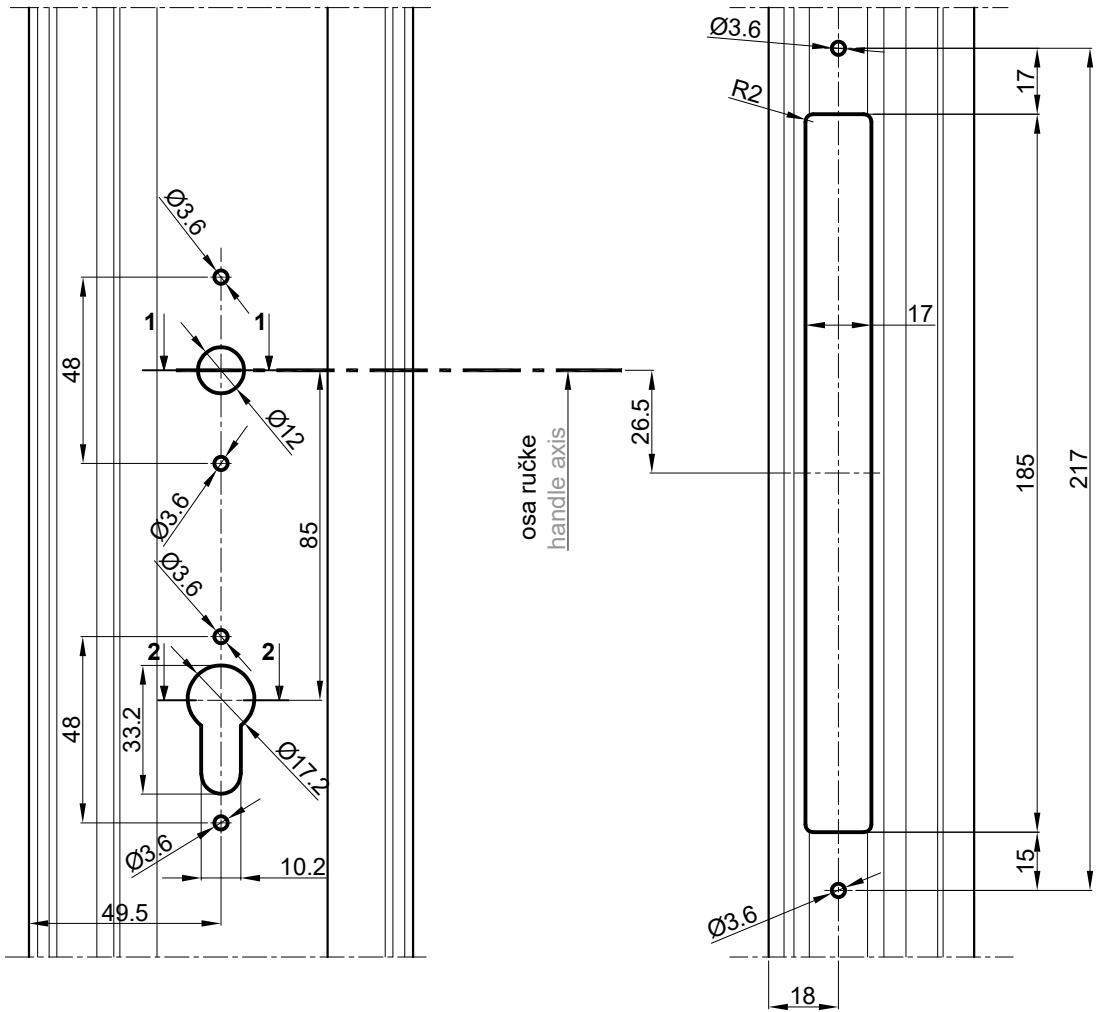
PRESJEK 1-1
CROSS SECTION 1-1



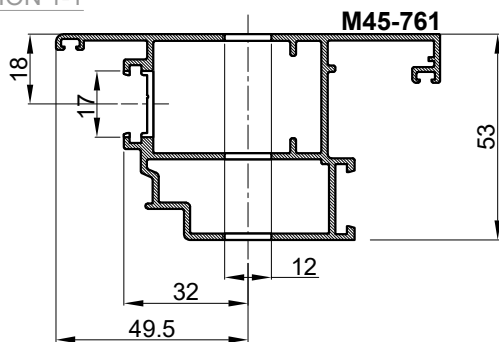
PRESJEK 2-2
CROSS SECTION 2-2



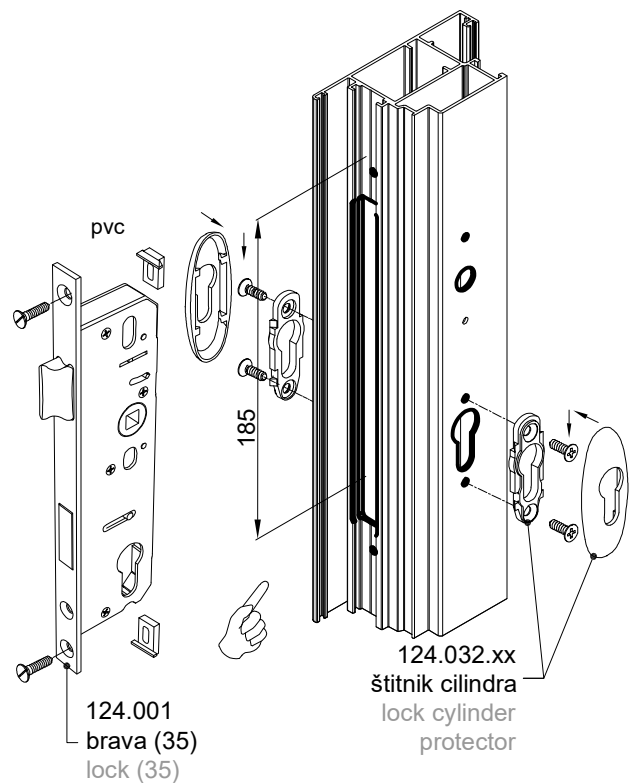
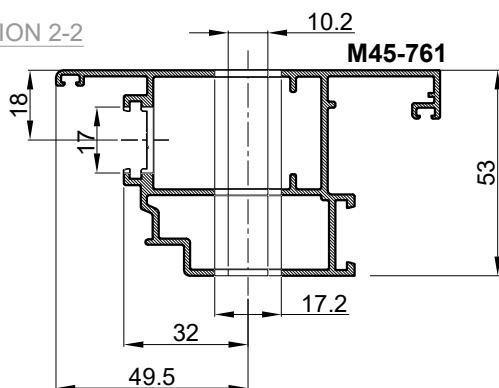
OBRADA PROFILA KRILA VRATA (otvaranje vani) ZA BRAVU 124.001 I RUČKU 104.009 (Stublina)
PROCESSING OF DOOR LEAF PROFILE (outward opening) FOR LOCK 124.001 AND HANDLE 104.009 (Stublina)



PRESJEK 1-1
CROSS SECTION 1-1

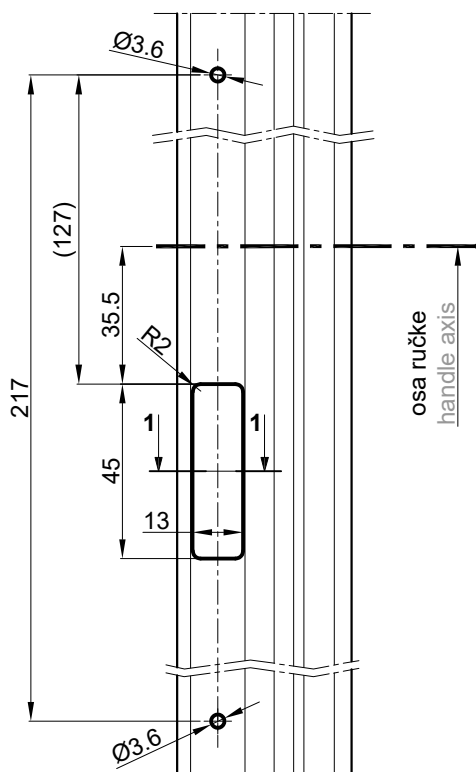
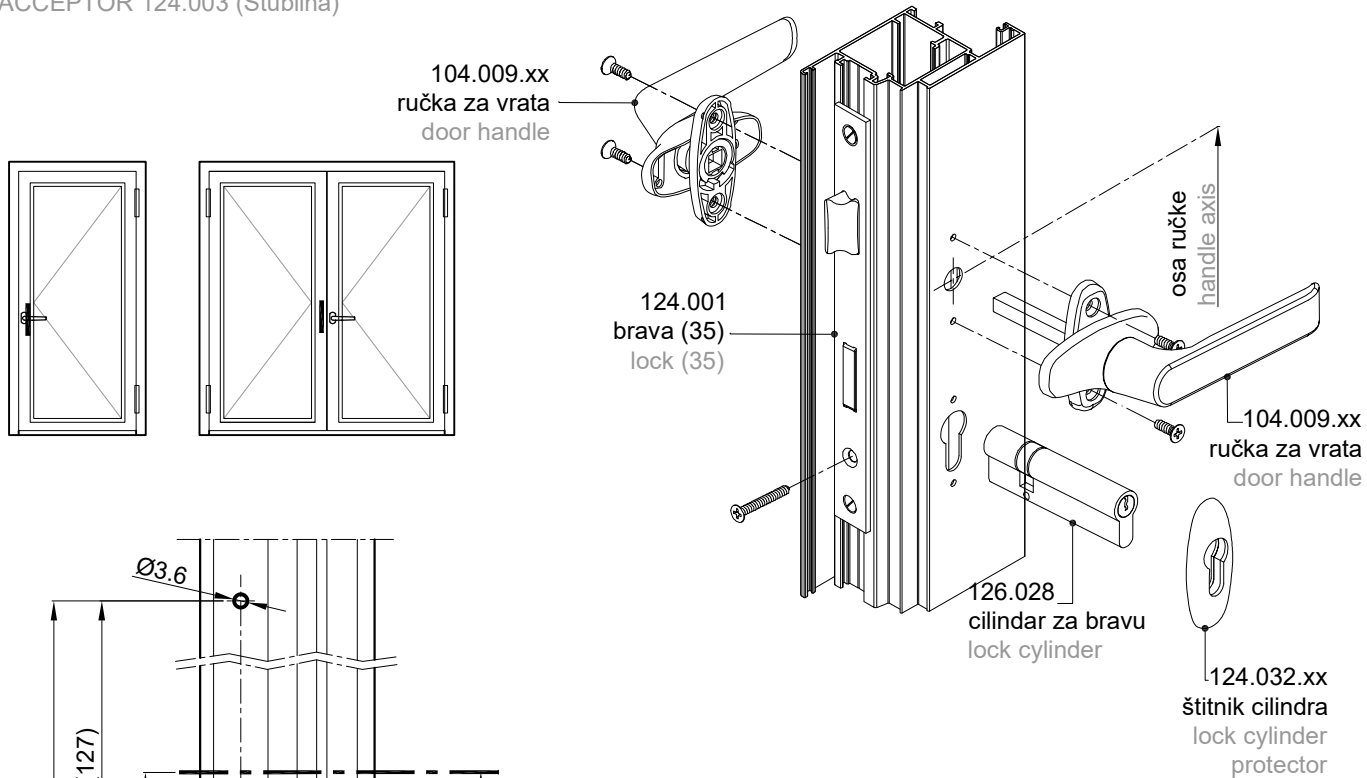


PRESJEK 2-2
CROSS SECTION 2-2

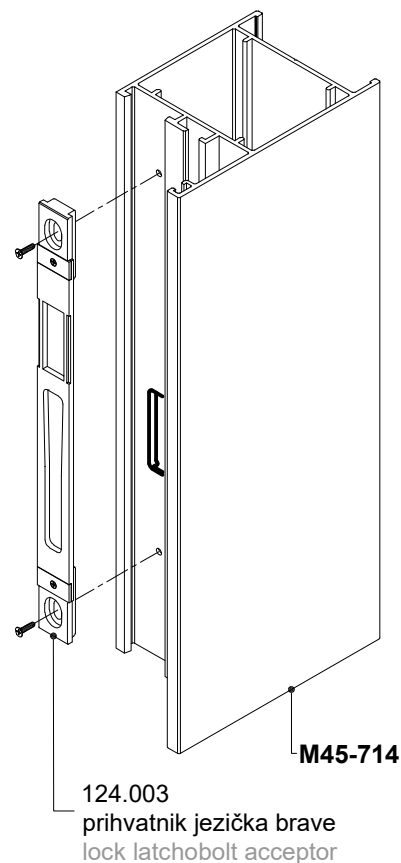
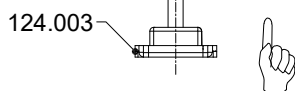
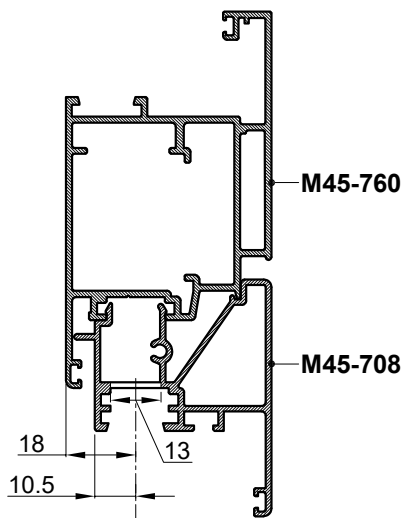
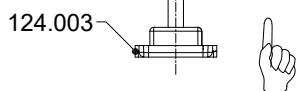
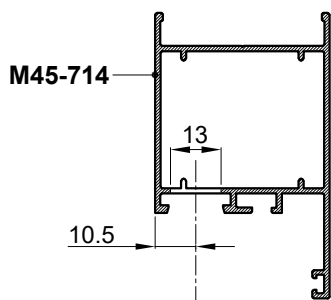


OBRADA PROFILA RAMA VRATA I PROFILA KOMBATUTE (otvaranje unutra i vani) ZA PRIHVATNIK JEZIČKA BRAVE 124.003 (Stublina)

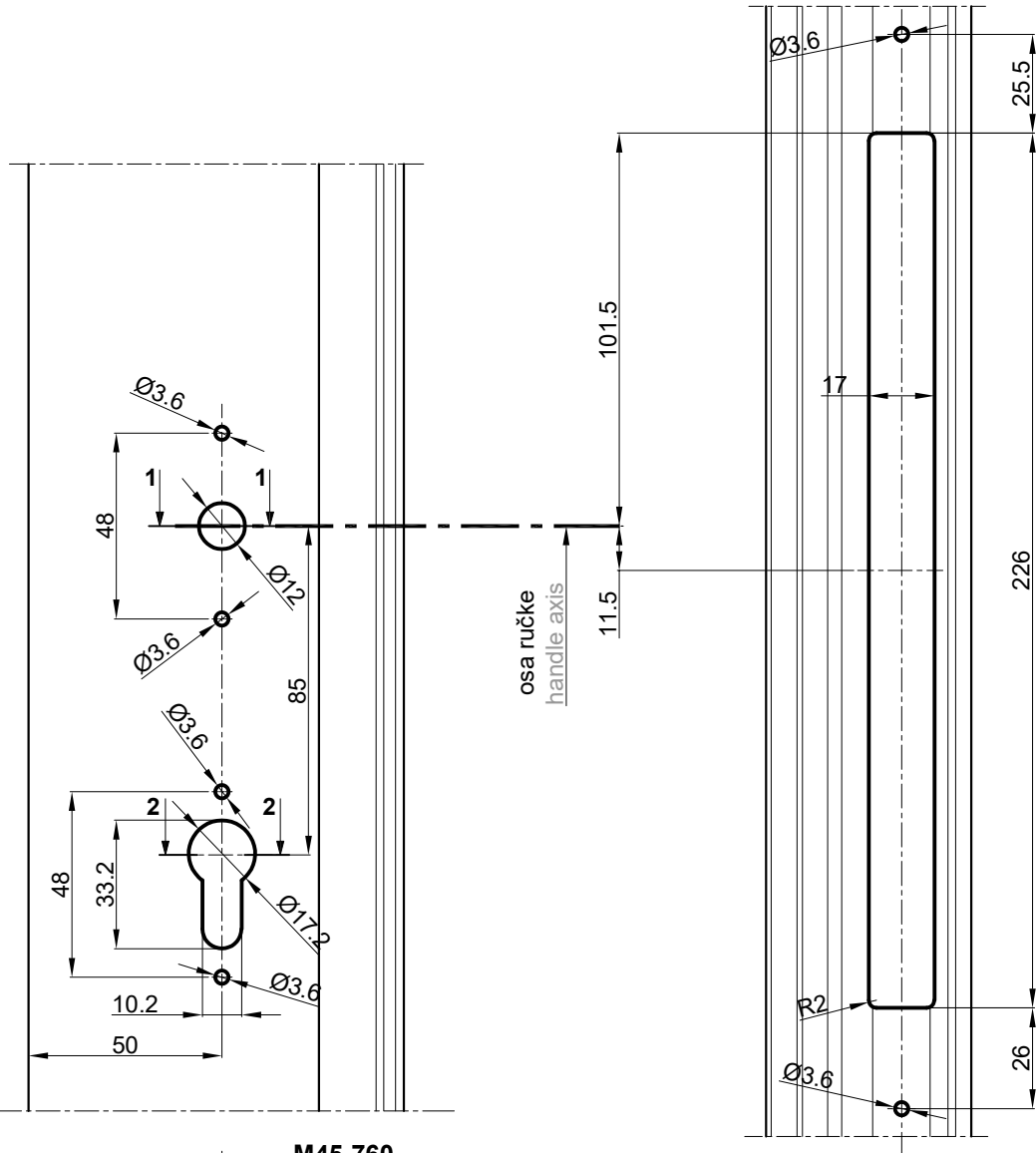
PROCESSING OF DOOR FRAME AND FLYING MULLION PROFILE (inward and outward opening) FOR LOCK LATCHBOLT
ACCEPTOR 124.003 (Stublina)



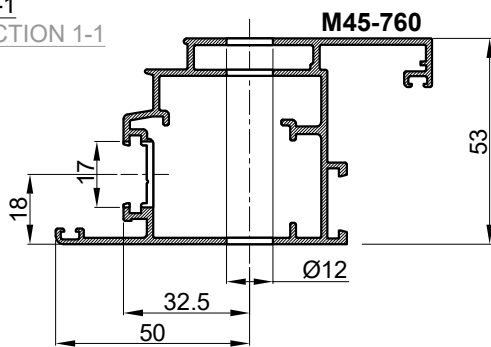
PRESJEK 1-1
CROSS SECTION 1-1



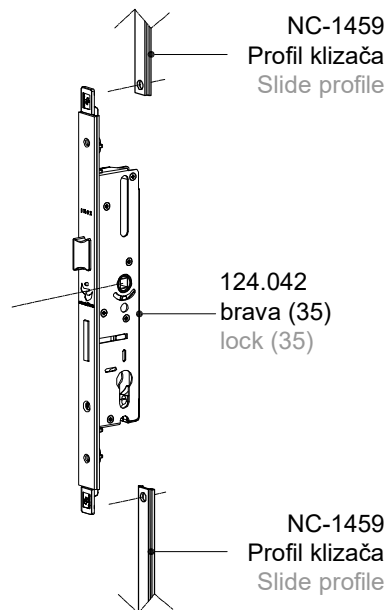
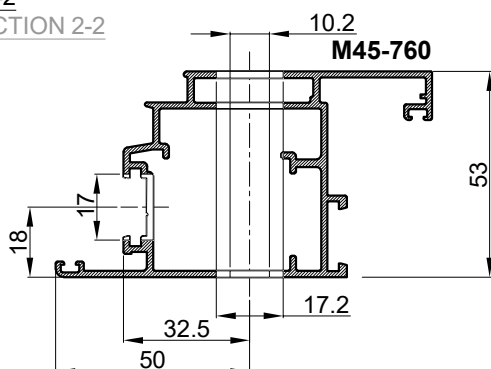
OBRADA PROFILA KRILA VRATA (otvaranje unutra) ZA BRAVU 124.042 I RUČKU 104.015 (Stublina)
PROCESSING OF DOOR LEAF PROFILE (inward opening) FOR LOCK 124.042 AND HANDLE 104.015 (Stublina)



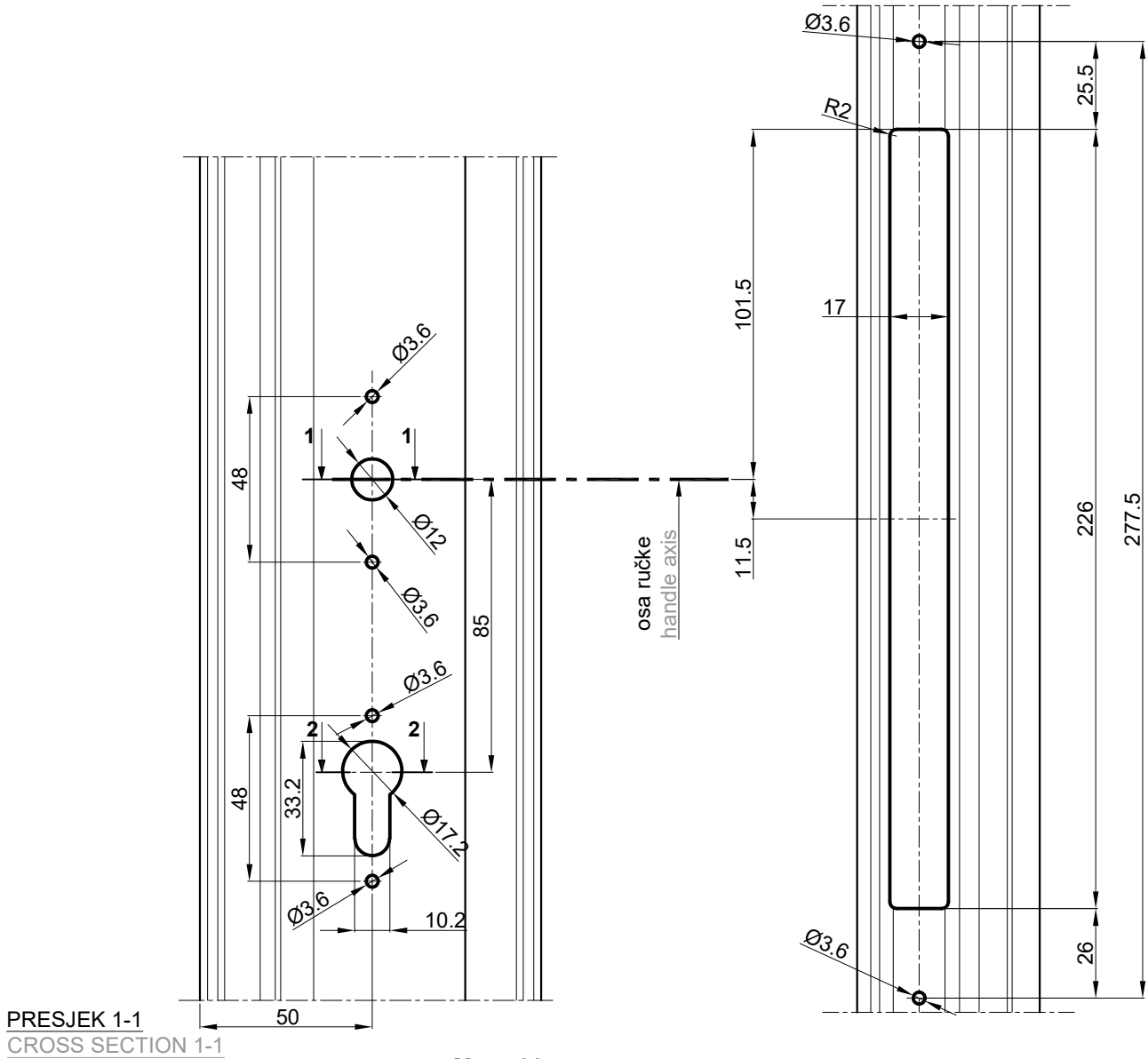
PRESJEK 1-1
CROSS SECTION 1-1



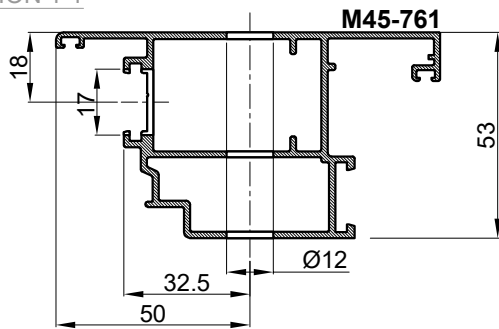
PRESJEK 2-2
CROSS SECTION 2-2



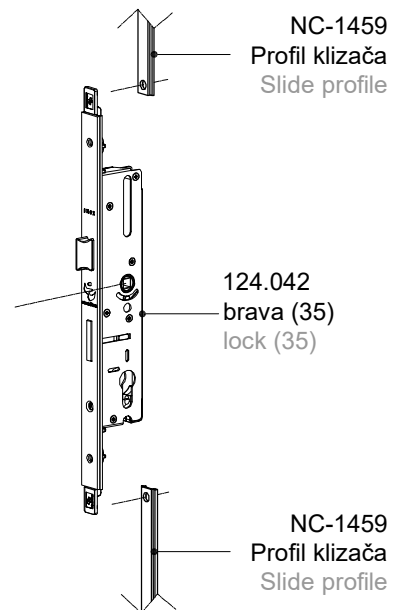
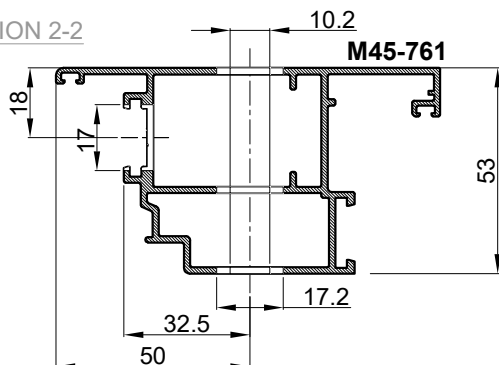
OBRADA PROFILA KRILA VRATA (otvaranje vani) ZA BRAVU 124.042 I RUČKU 104.015 (Stublina)
PROCESSING OF DOOR LEAF PROFILE (outward opening) FOR LOCK 124.042 AND HANDLE 104.015 (Stublina)



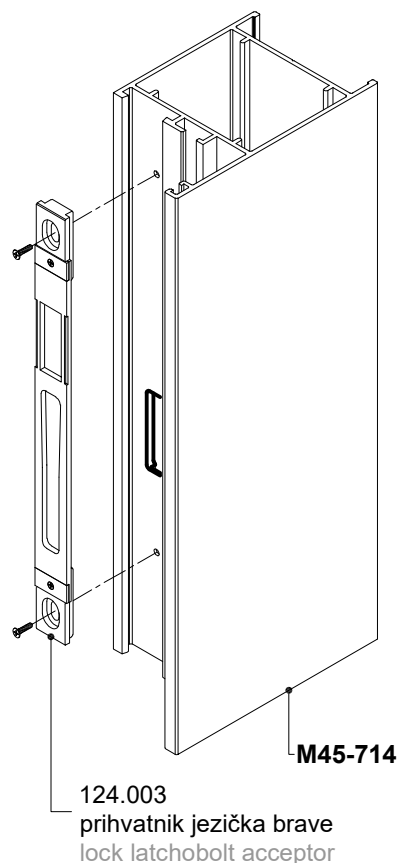
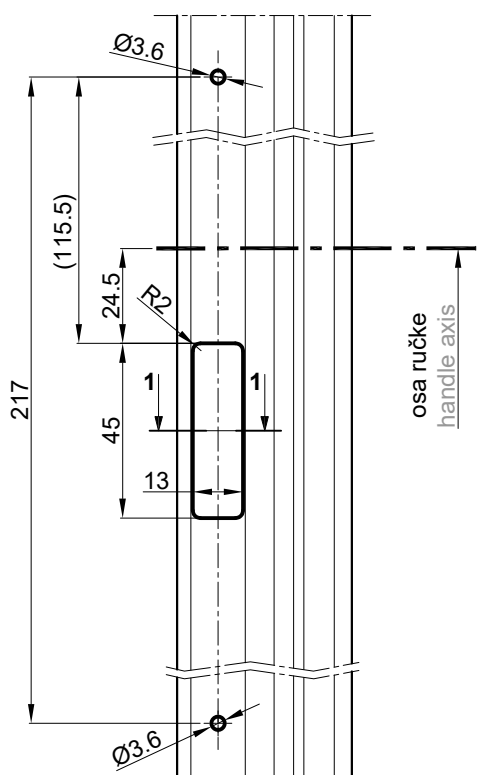

PRESJEK 1-1
CROSS SECTION 1-1



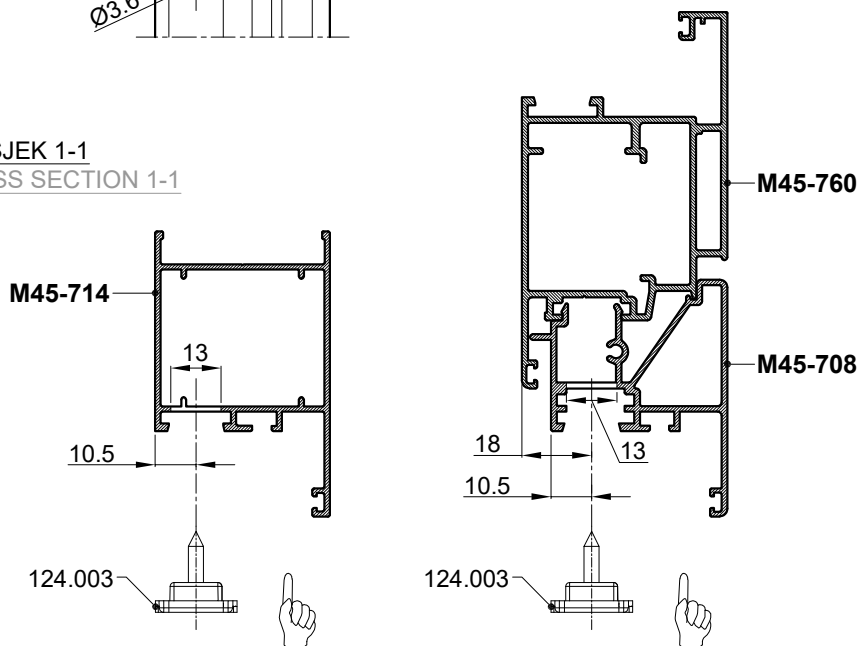
PRESJEK 2-2
CROSS SECTION 2-2



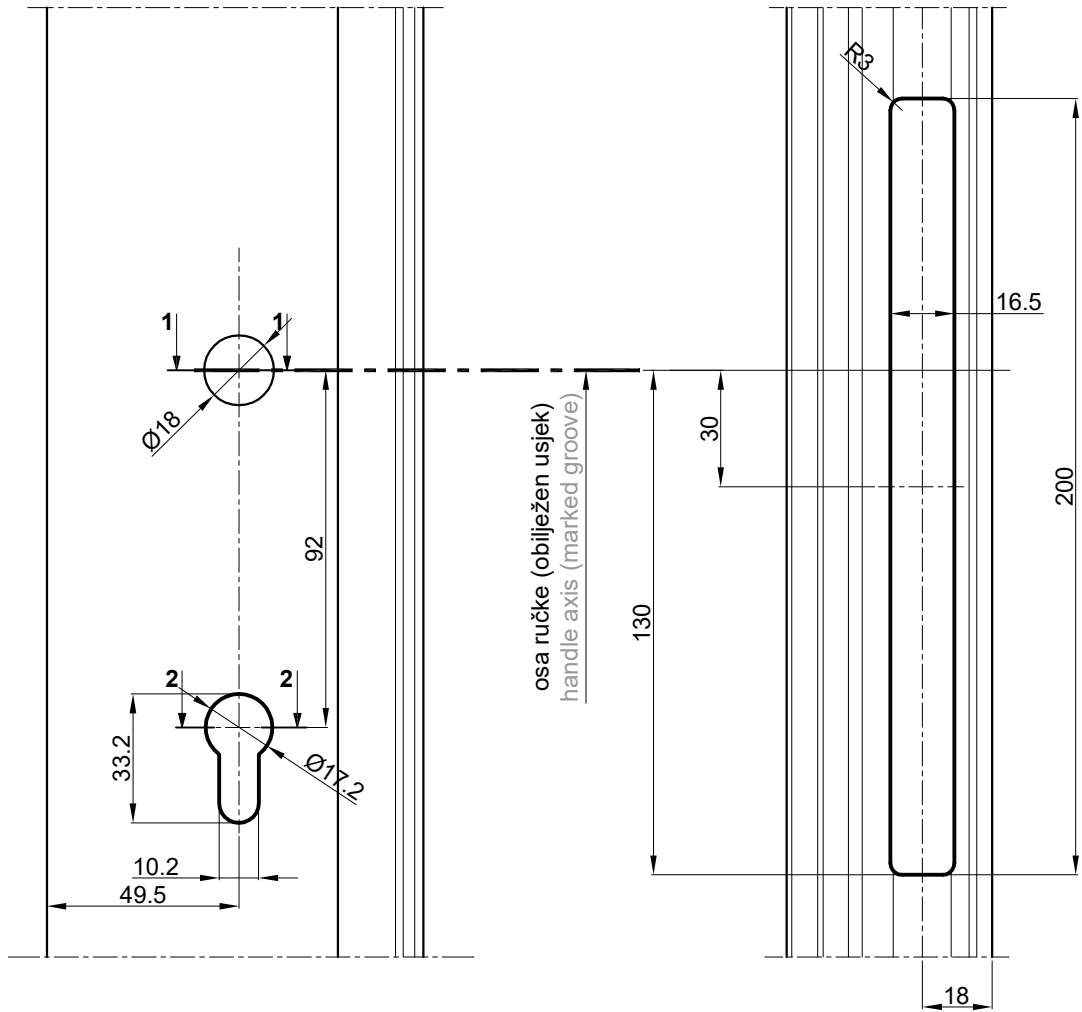
OBRADA PROFILA RAMA VRATA I PROFILA KOMBATUTE (otvaranje unutra i vani) ZA PRIHVATNIK JEZIČKA BRAVE 124.003 (Stublina) - ZA BRAVU 124.042
 PROCESSING OF DOOR FRAME AND FLYING MULLION PROFILE (inward and outward opening) FOR LOCK LATCHBOLT ACCEPTOR 124.003 (Stublina) - FOR LOCK 124.042



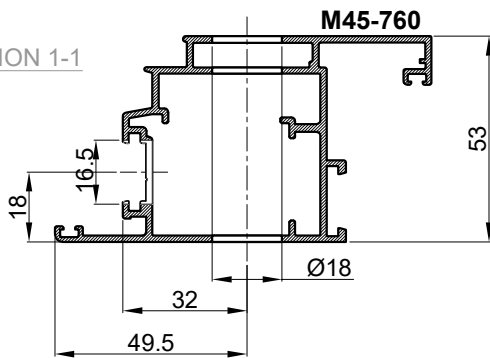
PRESJEK 1-1
CROSS SECTION 1-1



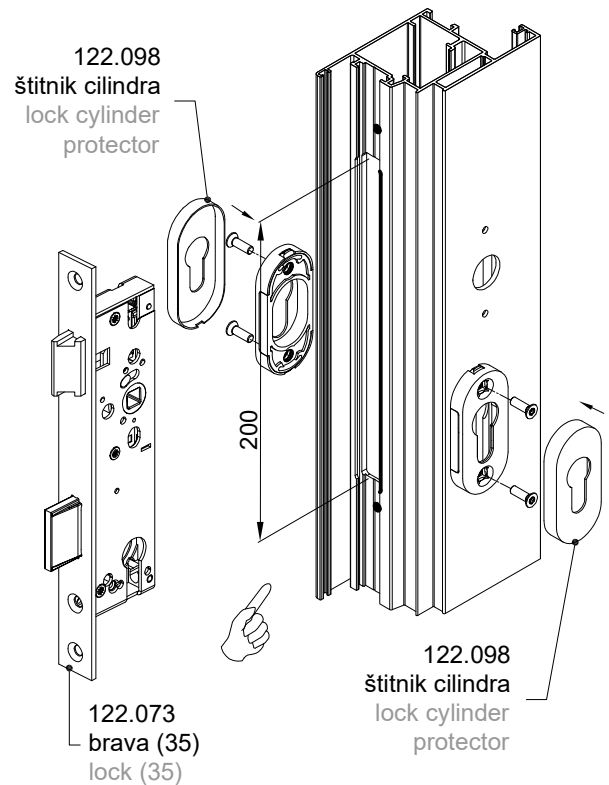
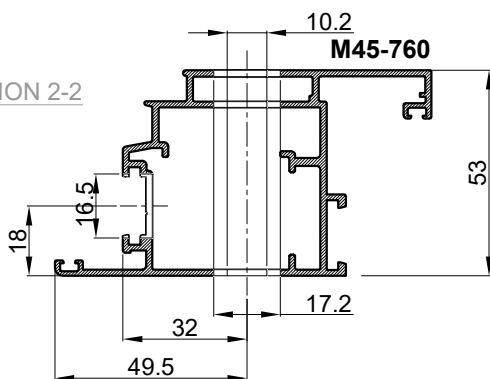
OBRADA PROFILA KRILA VRATA (otvaranje unutra) ZA BRAVU S JEZIČKOM 122.073 (GU-BKS) I RUČKU 102.028 (GU-BKS)
PROCESSING OF DOOR LEAF PROFILE (inward opening) FOR LOCK WITH LATCHBOLT 122.073 (GU-BKS) AND HANDLE 102.028 (GU-BKS)



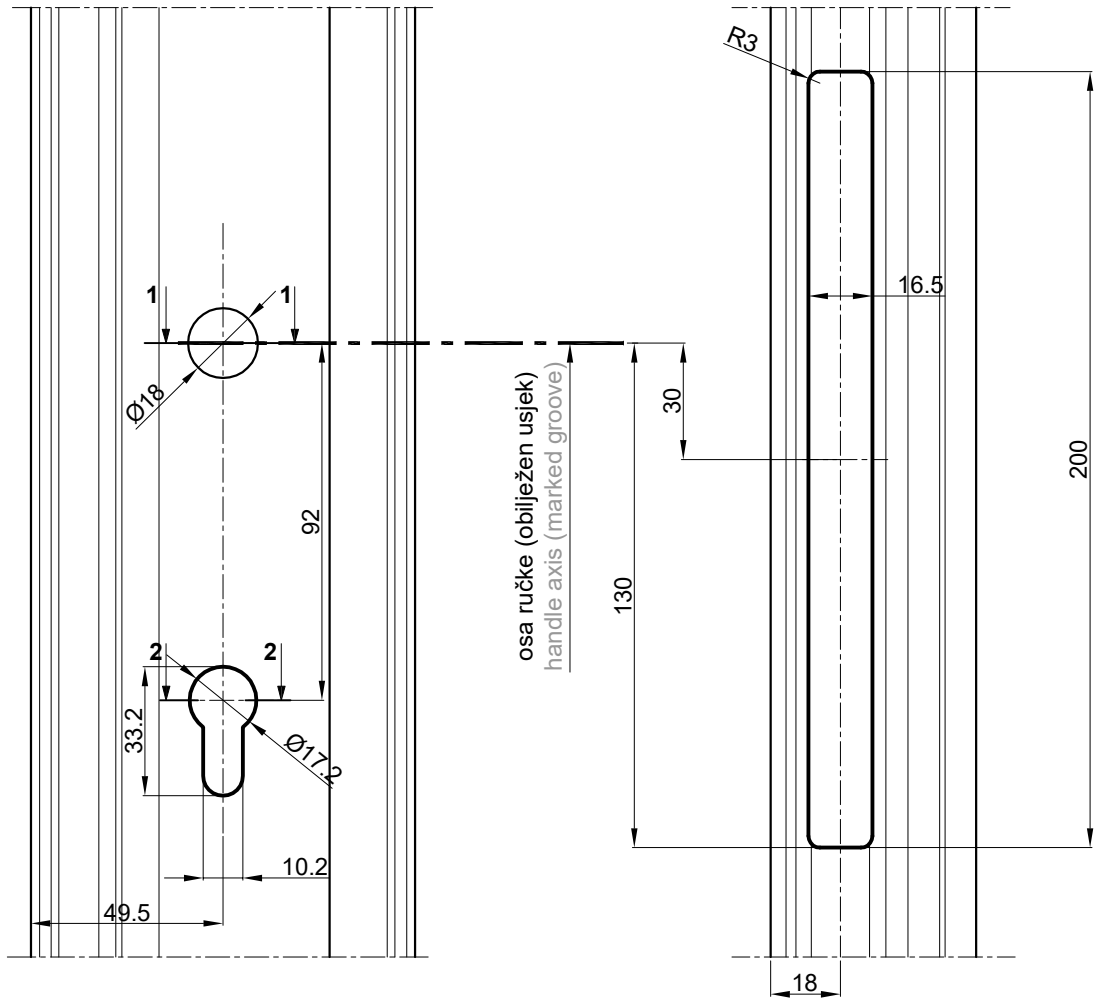
PRESJEK 1-1
CROSS SECTION 1-1



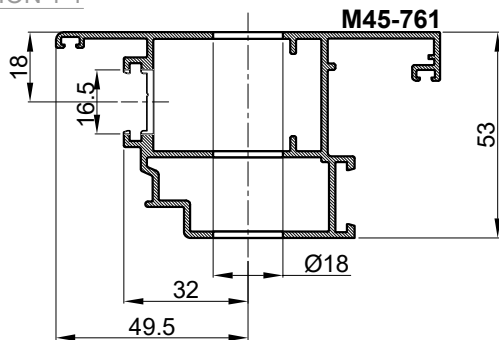
PRESJEK 2-2
CROSS SECTION 2-2



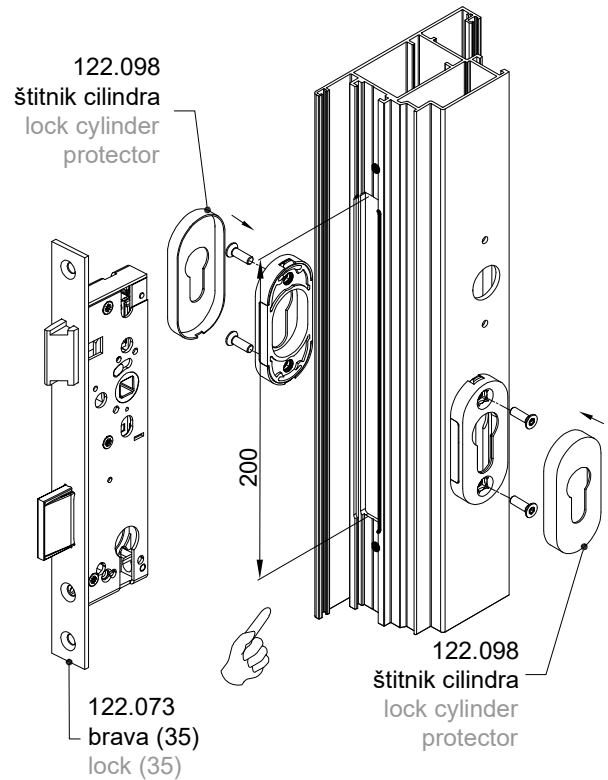
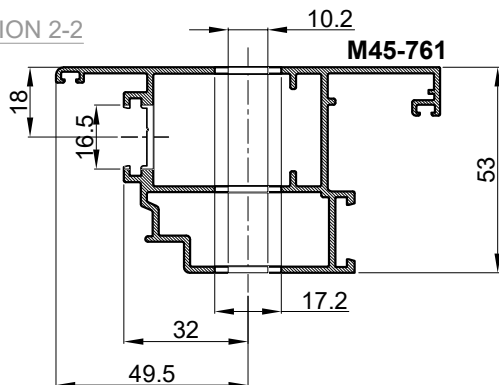
OBRADA PROFILA KRILA VRATA (otvaranje vani) ZA BRAVU S JEZIČKOM 122.073 (GU-BKS) I RUČKU 102.028 (GU-BKS)
PROCESSING OF DOOR LEAF PROFILE (outward opening) FOR LOCK WITH LATCHBOLT 122.073 (GU-BKS) AND HANDLE 102.028 (GU-BKS)



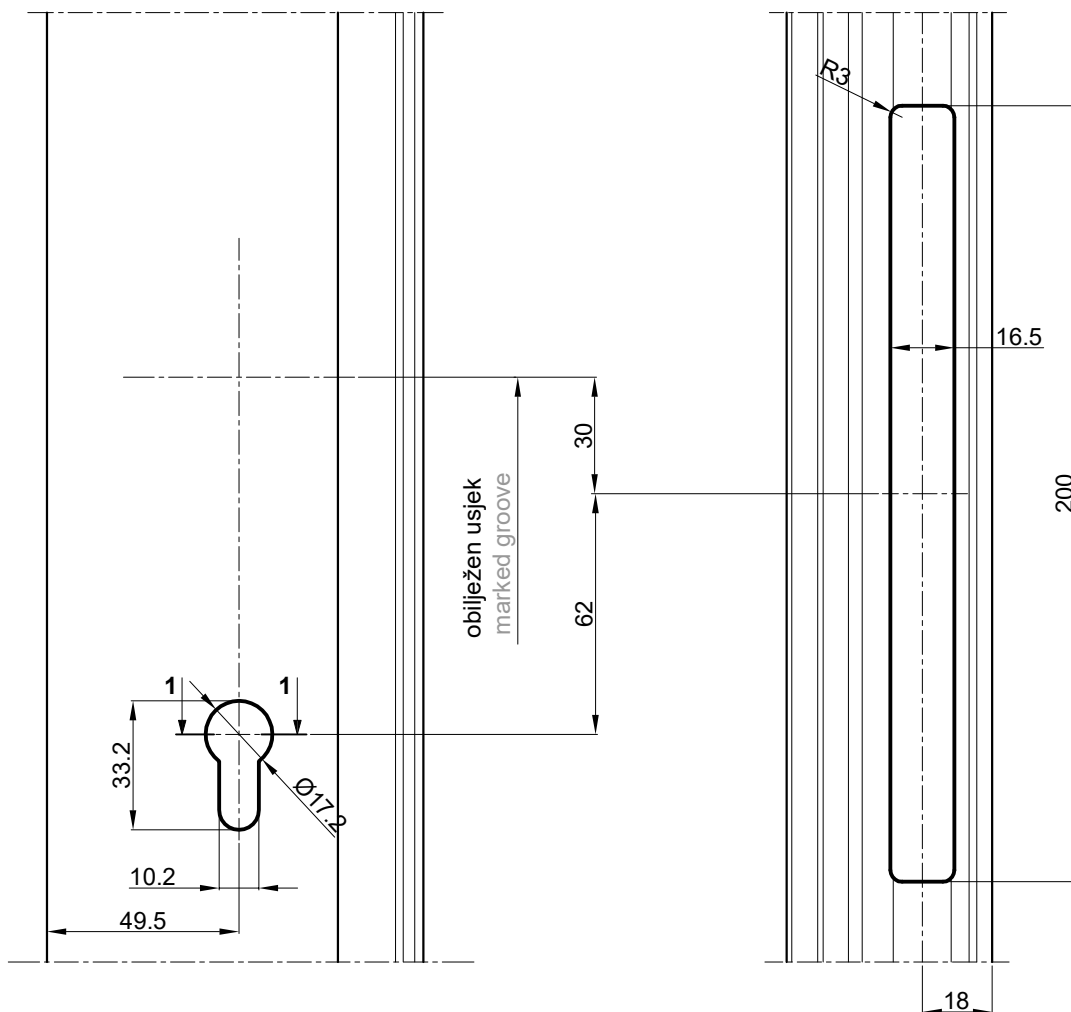
PRESJEK 1-1
CROSS SECTION 1-1



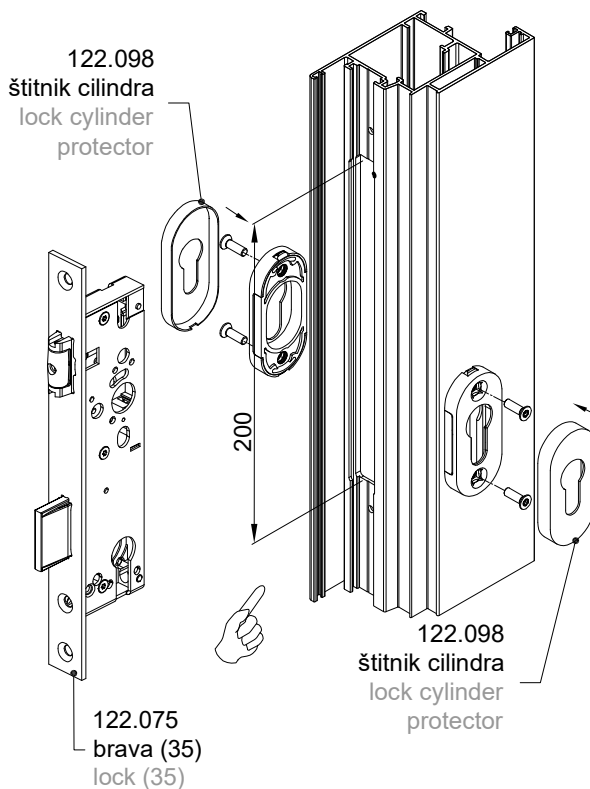
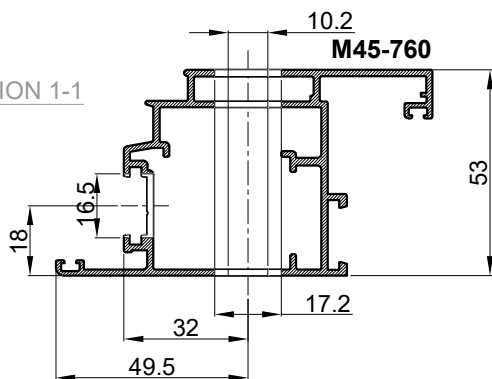
PRESJEK 2-2
CROSS SECTION 2-2



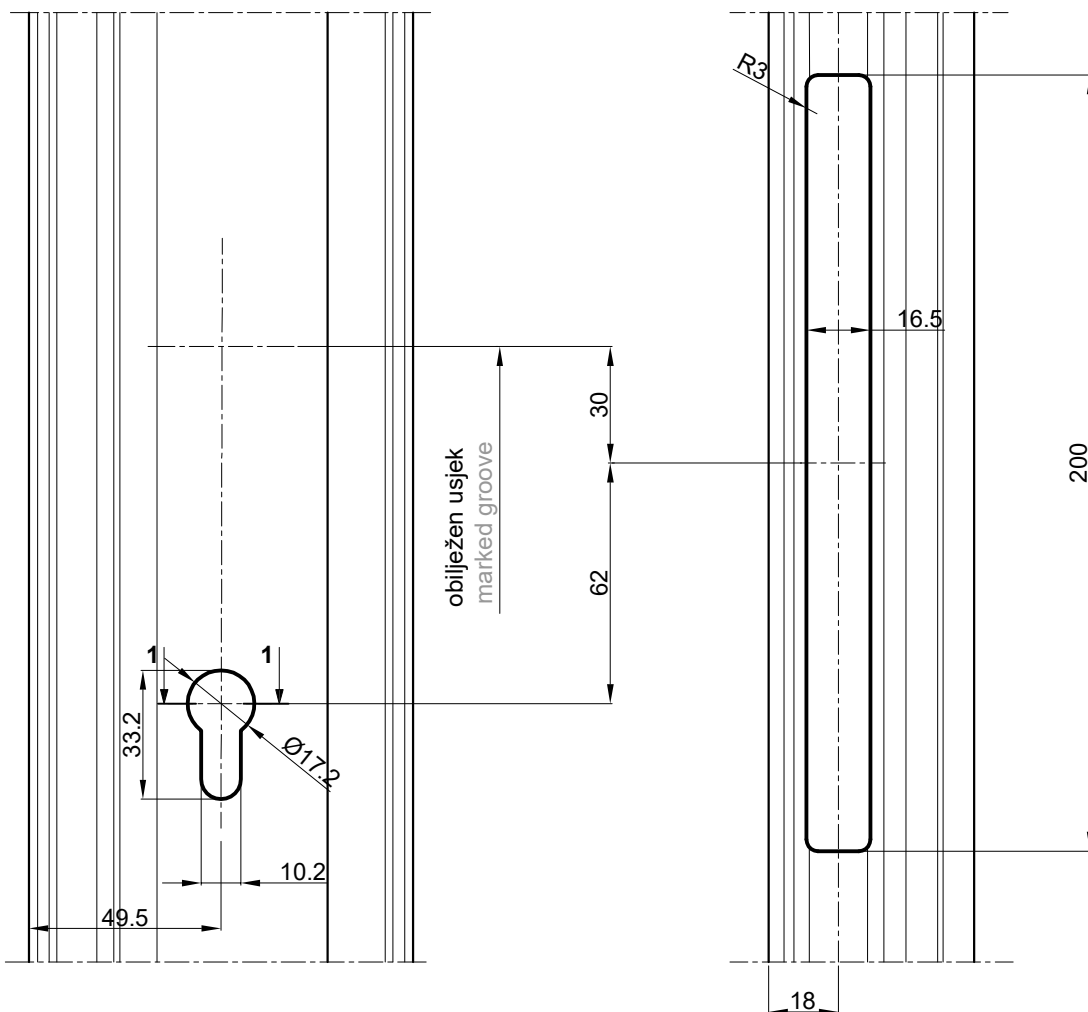
OBRADA PROFILA KRILA VRATA (otvaranje unutra) ZA BRAVU S VALJKOM 122.075 (GU-BKS)
PROCESSING OF DOOR LEAF PROFILE (inward opening) FOR ROLLER LATCH LOCK 122.075 (GU-BKS)



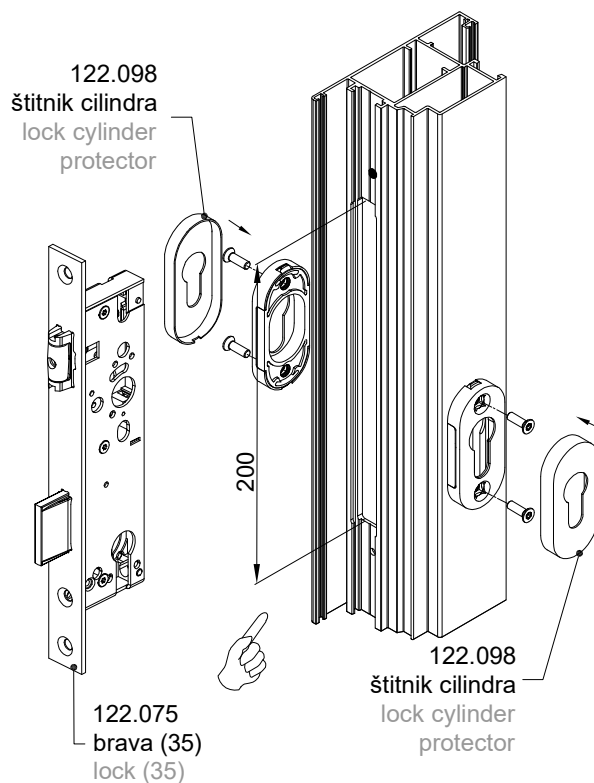
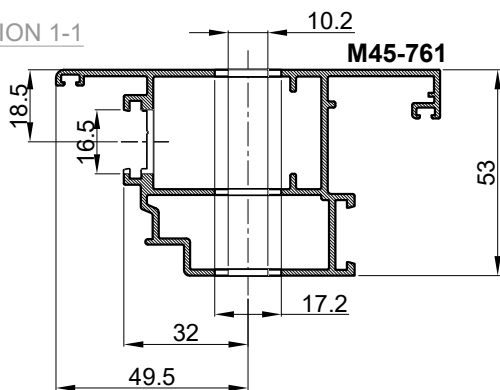
PRESJEK 1-1
CROSS SECTION 1-1



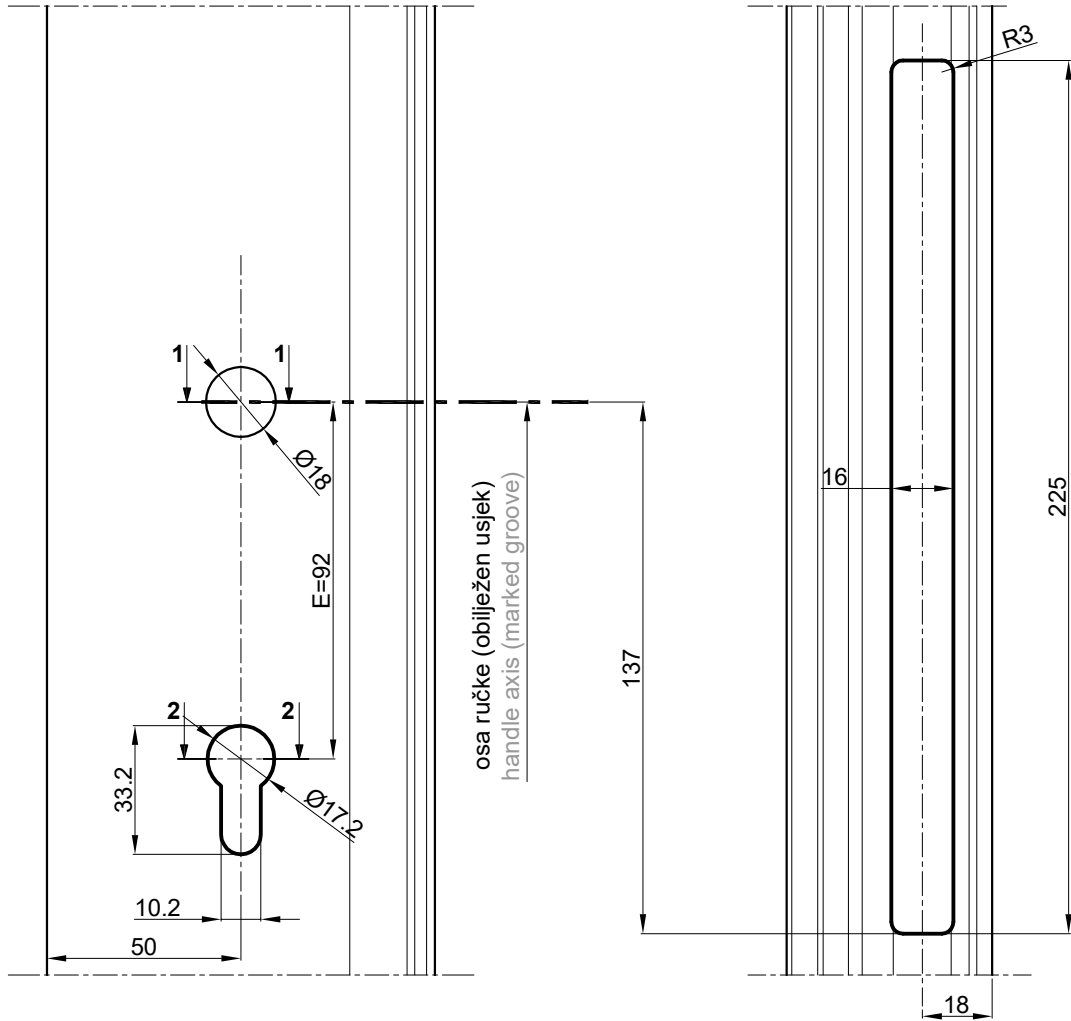
OBRADA PROFILA KRILA VRATA (otvaranje vani) ZA BRAVU S VALJKOM 122.075 (GU-BKS)
PROCESSING OF DOOR LEAF PROFILE (outward opening) FOR ROLLER LATCH LOCK 122.075 (GU-BKS)



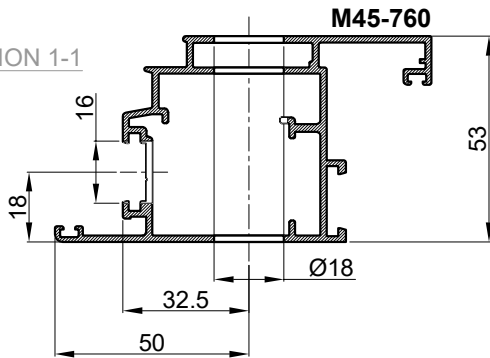
PRESJEK 1-1
CROSS SECTION 1-1



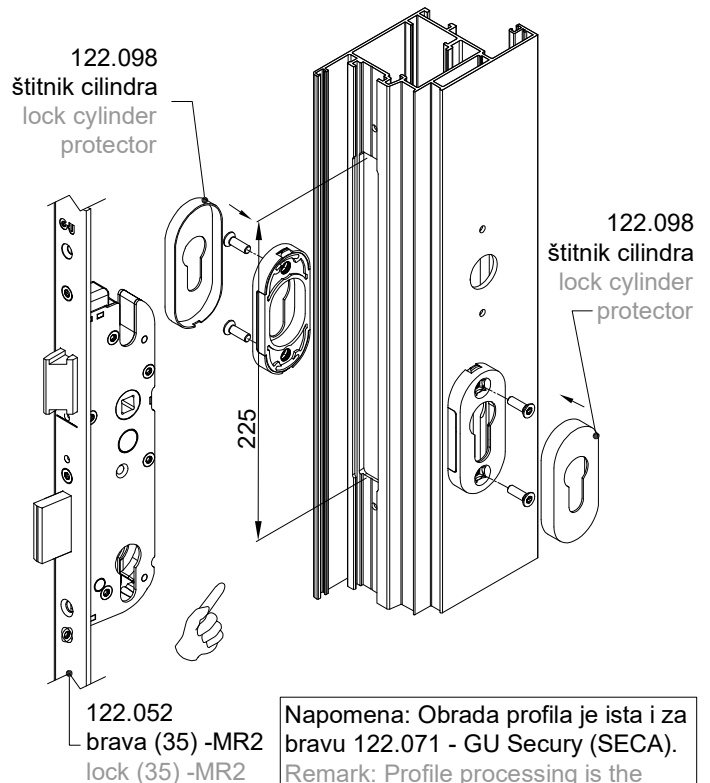
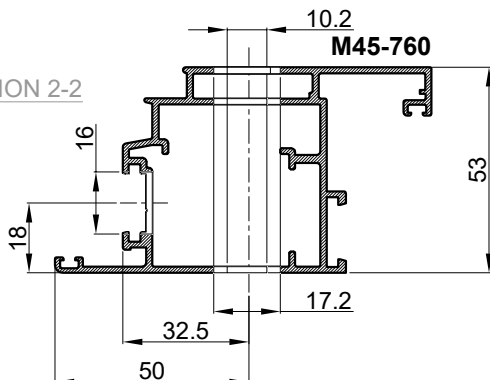
OBRADA PROFILA KRILA VRATA (otvaranje unutra) ZA KUTIJU BRAVE - 122.052 (GU Secury- MR2)
PROCESSING OF DOOR LEAF PROFILE (inward opening) FOR LOCK CASE - 122.052 (GU Secury- MR2)



PRESJEK 1-1
CROSS SECTION 1-1

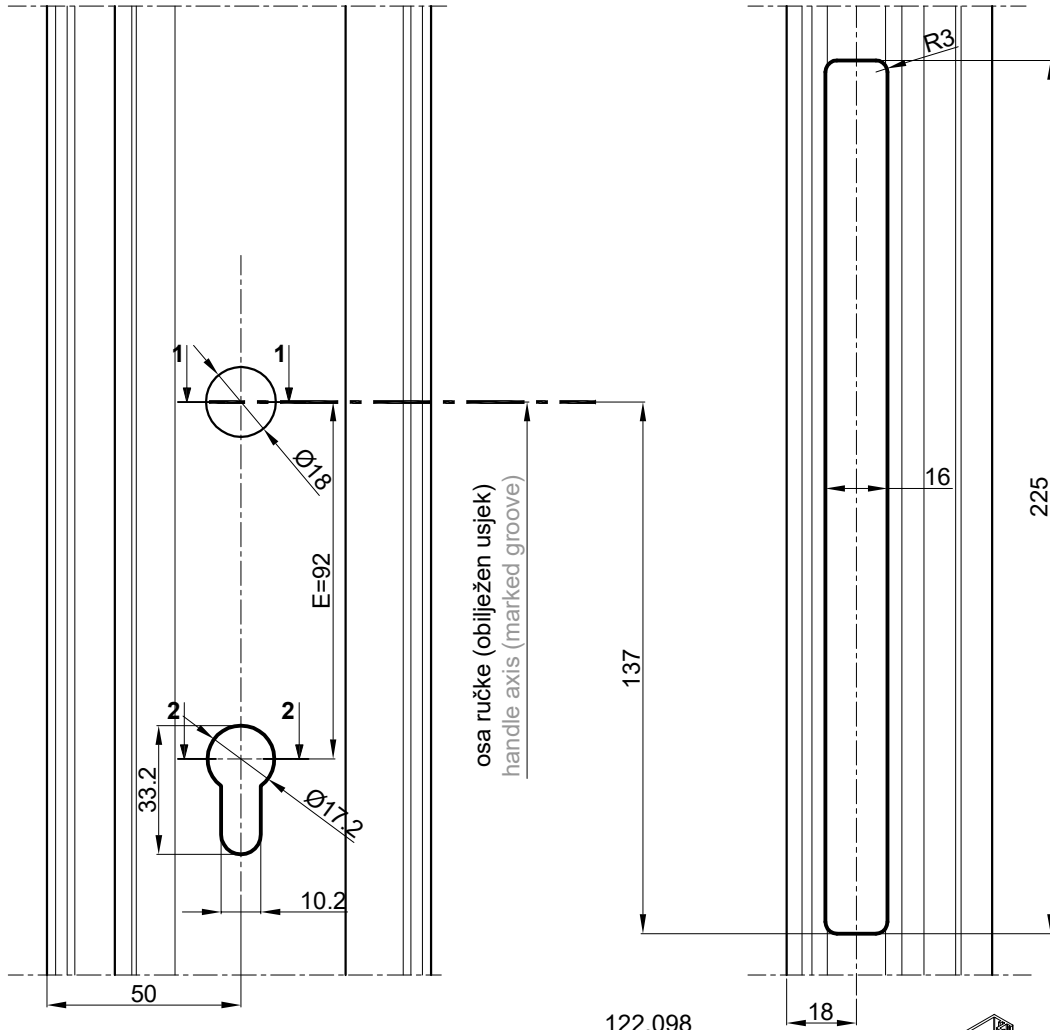


PRESJEK 2-2
CROSS SECTION 2-2

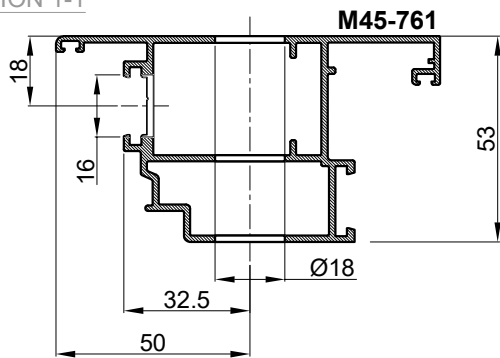


Napomena: Obrada profila je ista i za bravu 122.071 - GU Secury (SECA).
Remark: Profile processing is the same for the lock 122.071 - GU Secury (SECA).

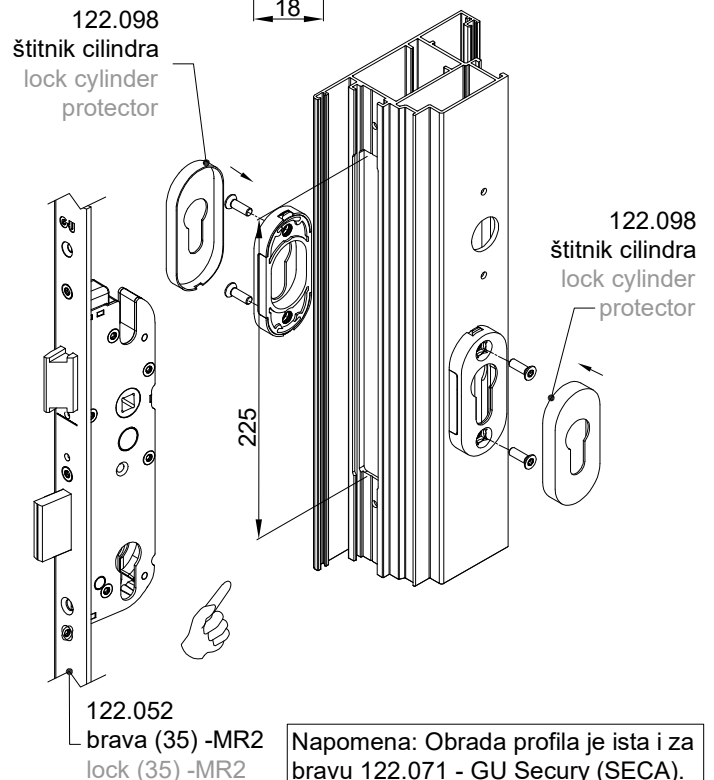
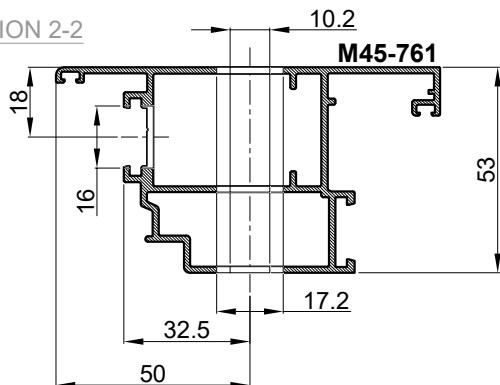
OBRADA PROFILA KRILA VRATA (otvaranje vani) ZA KUTIJU BRAVE - 122.052 (GU Security- MR2)
PROCESSING OF DOOR LEAF PROFILE (outward opening) FOR LOCK CASE - 122.052 (GU Security- MR2)



PRESJEK 1-1
CROSS SECTION 1-1

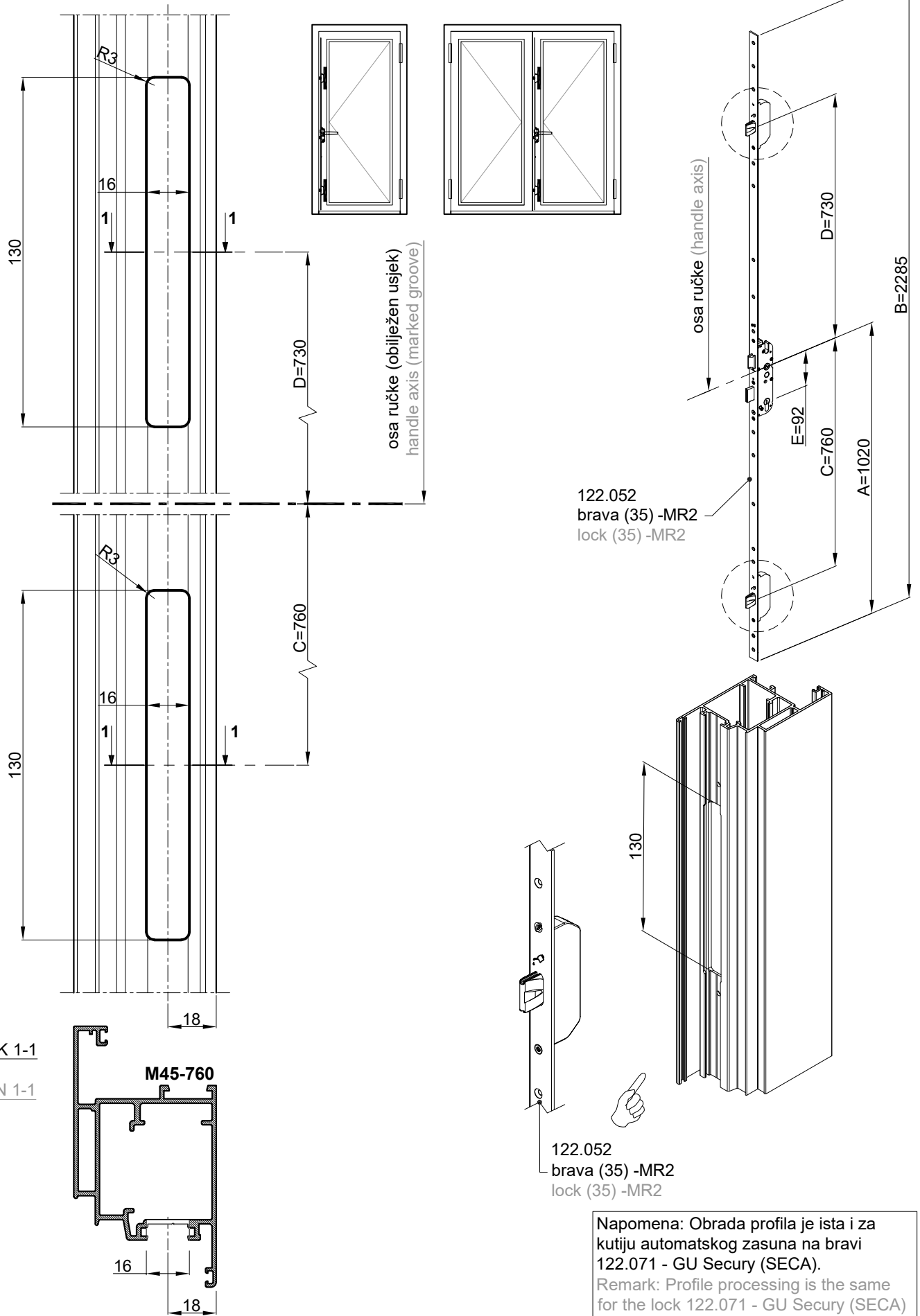


PRESJEK 2-2
CROSS SECTION 2-2



Napomena: Obrada profila je ista i za bravu 122.071 - GU Security (SECA).
Remark: Profile processing is the same for the lock 122.071 - GU Security (SECA).

OBRADA PROFILA KRILA VRATA (otvaranje unutra) ZA KUTIJU MASIVNOG ZASUNA - 122.052 (GU Secury- MR2)
PROCESSING OF DOOR LEAF PROFILE (inward opening) FOR MASSIVE BOLT CASE - 122.052 (GU Secury- MR2)



122.052
brava (35) -MR2
lock (35) -MR2

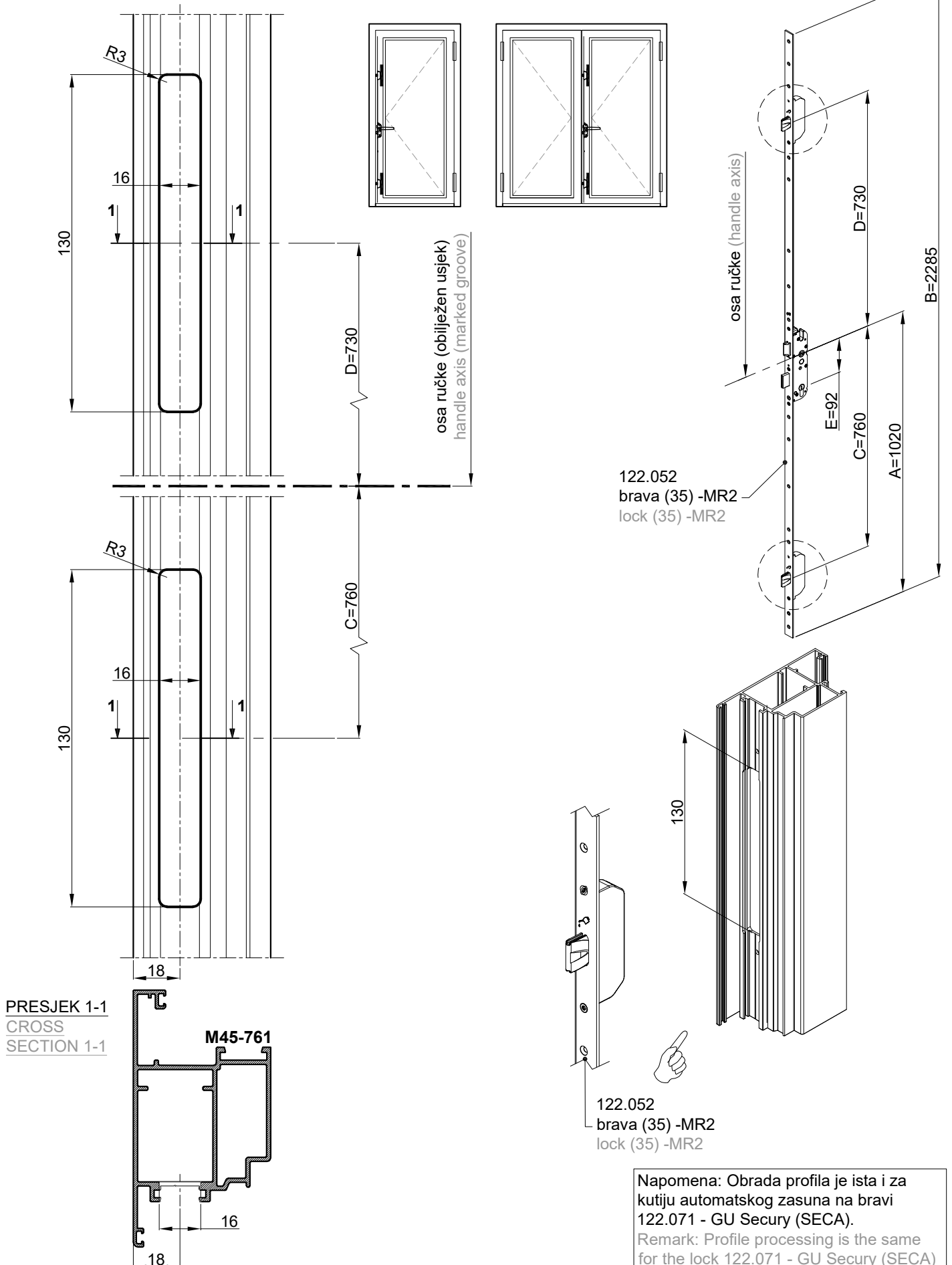
122.052
brava (35) -MR2
lock (35) -MR2

Napomena: Obrada profila je ista i za kutiju automatskog zasuna na bravi 122.071 - GU Secury (SECA).
Remark: Profile processing is the same for the lock 122.071 - GU Secury (SECA)

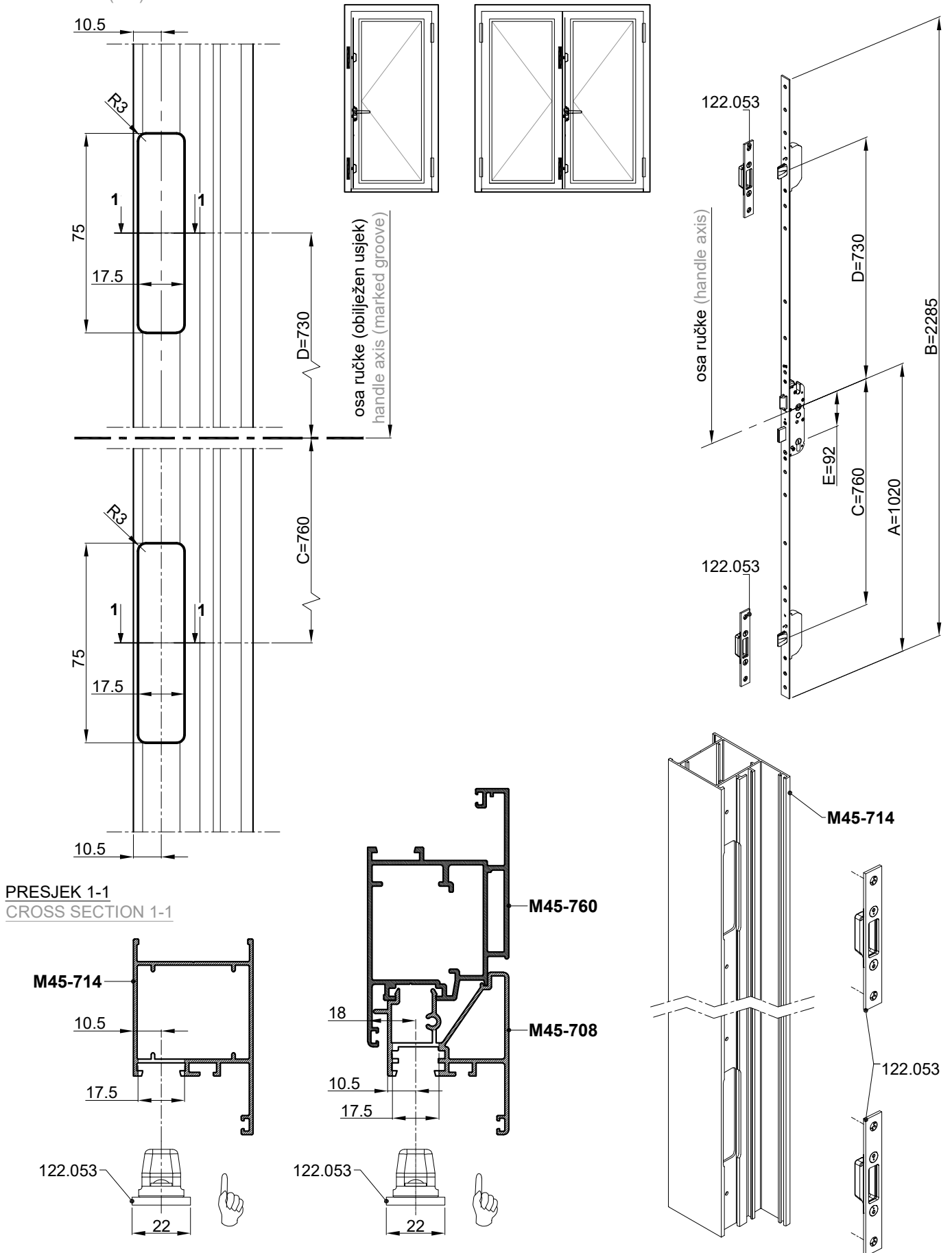
PRESJEK 1-1
CROSS SECTION 1-1

M45-760

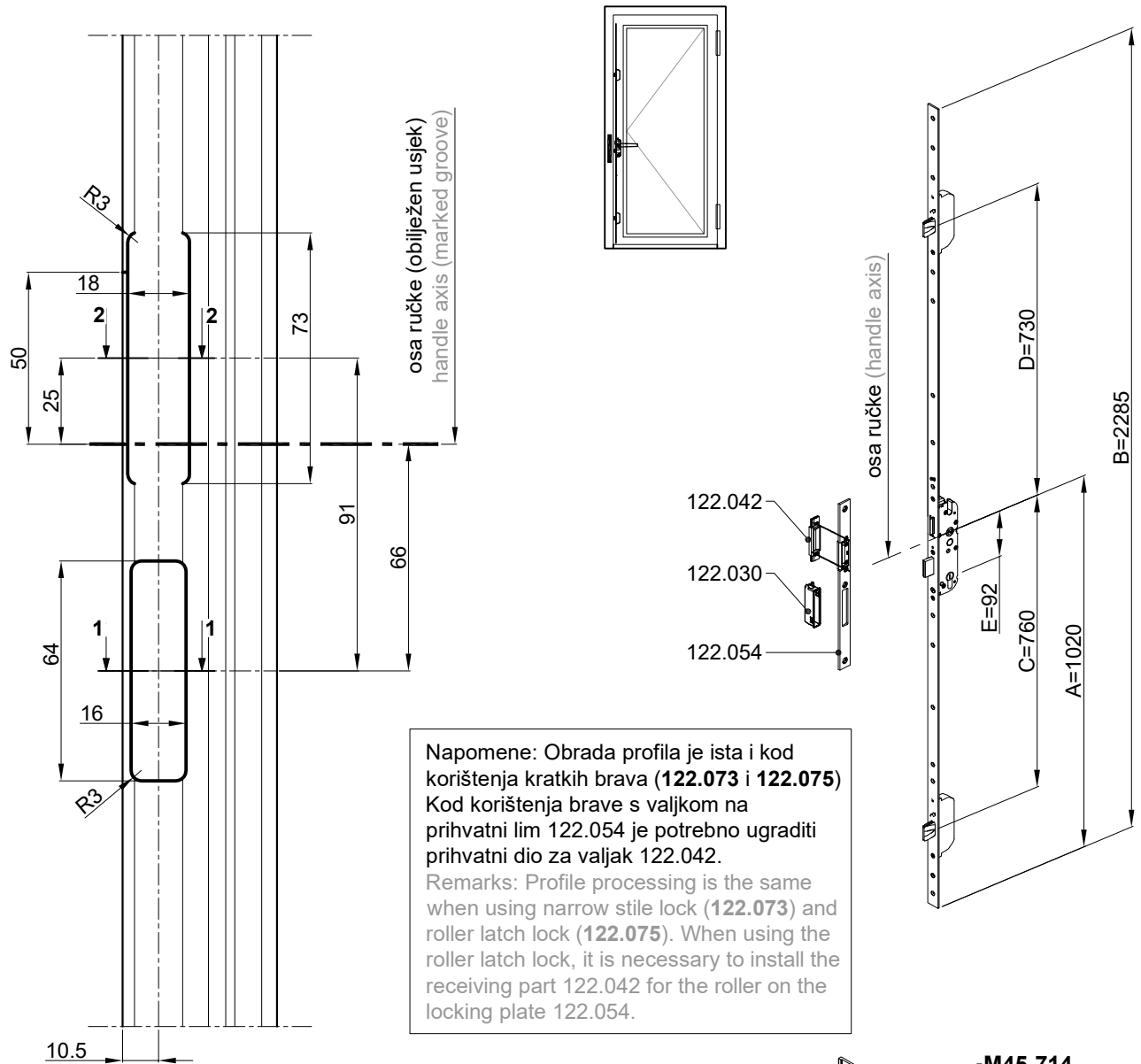
OBRADA PROFILA KRILA VRATA (otvaranje vani) ZA KUTIJU MASIVNOG ZASUNA - 122.052 (GU Security- MR2)
PROCESSING OF DOOR LEAF PROFILE (outward opening) FOR MASSIVE BOLT CASE - 122.052 (GU Security- MR2)



OBRADA PROFILA RAMA VRATA I PROFILA KOMBATUTE (otvaranje unutra i vani) ZA PRIHVATNU PLOČICU 122.053 (GU)
PROCESSING OF DOOR FRAME PROFILE AND FLYING MULLION PROFILE (inward and outward opening) FOR STRIKING PLATE 122.053 (GU)

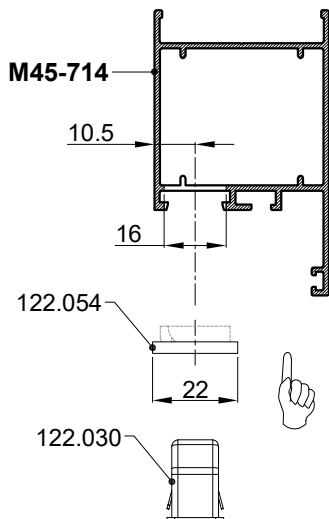


OBRADA PROFILA RAMA VRATA (otvaranje unutra i vani) ZA PRIHVATNI LIM 122.054 (GU)
PROCESSING OF DOOR FRAME PROFILE (inward and outward opening) FOR STRIKING PLATE 122.054 (GU)

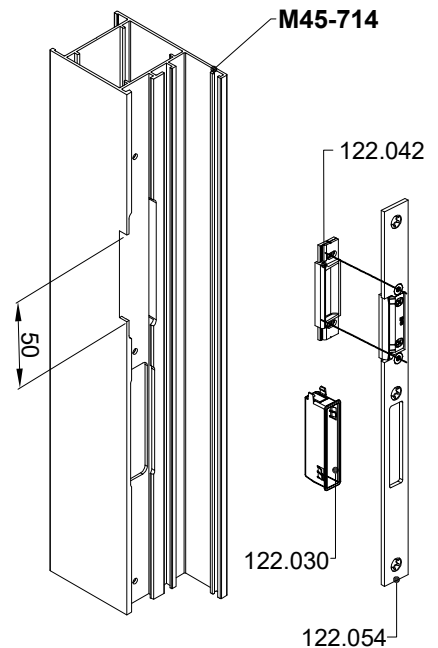
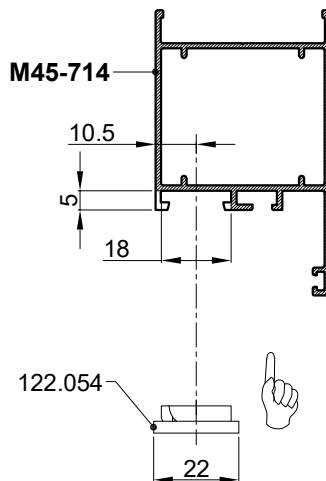


Napomene: Obrada profila je ista i kod korištenja kratkih brava (122.073 i 122.075)
Kod korištenja brave s valjkom na prihvatni lim 122.054 je potrebno ugraditi prihvatni dio za valjak 122.042.
Remarks: Profile processing is the same when using narrow stile lock (122.073) and roller latch lock (122.075). When using the roller latch lock, it is necessary to install the receiving part 122.042 for the roller on the locking plate 122.054.

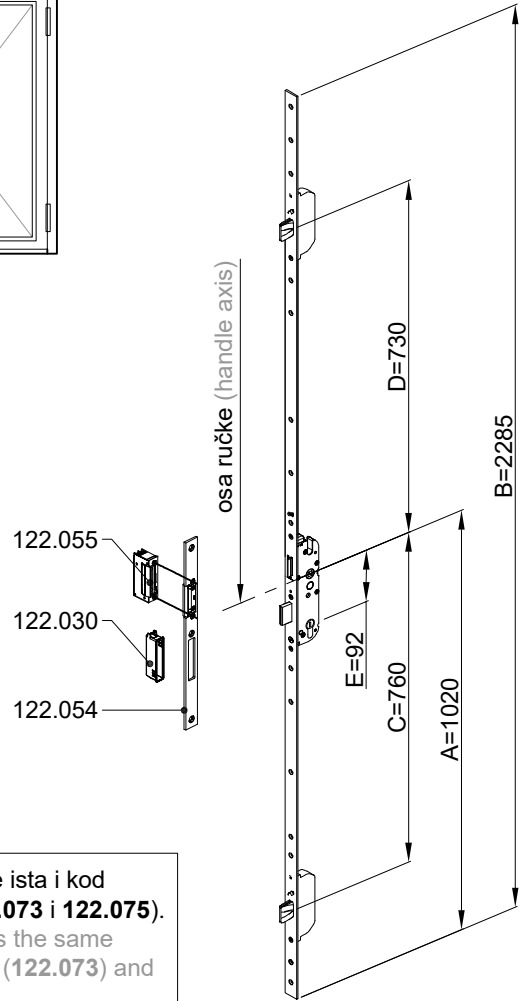
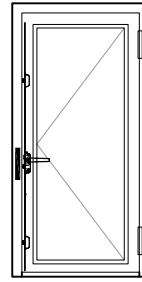
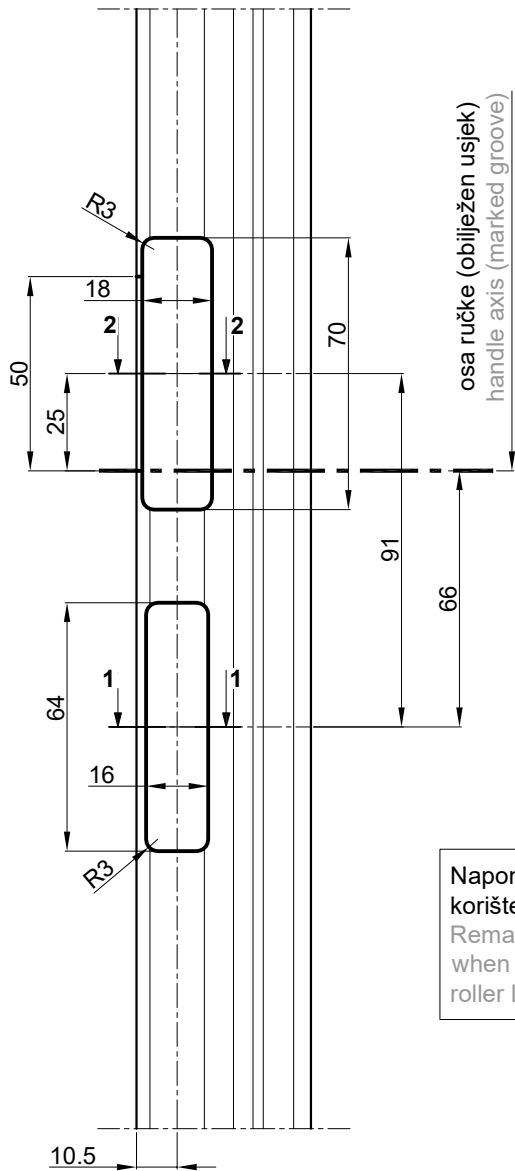
PRESJEK 1-1
CROSS SECTION 1-1



PRESJEK 2-2
CROSS SECTION 2-2

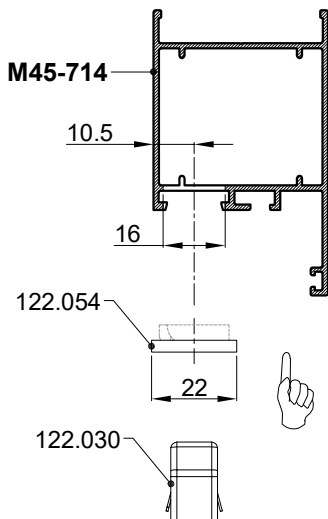


OBRADA PROFILA RAMA VRATA (otvaranje unutra i vani) ZA PRIHVATNI LIM 122.054 (GU) I ELEKTRO OTVARAČ 122.055 (GU)
PROCESSING OF DOOR FRAME PROFILE (inward and outward opening) FOR STRIKING PLATE 122.054 (GU) AND ELECTRIC DOOR OPENER (122.055)

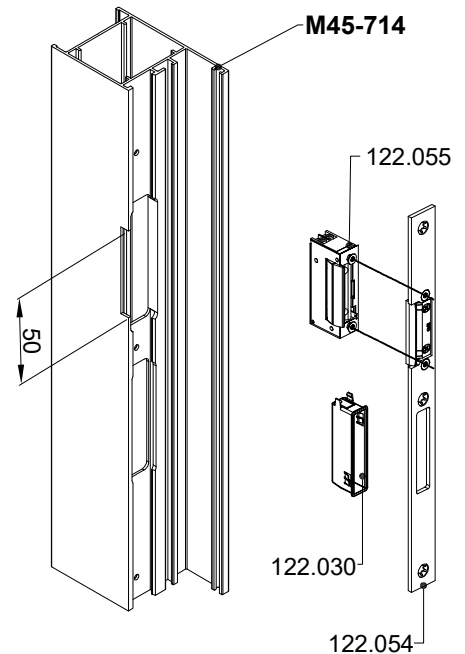
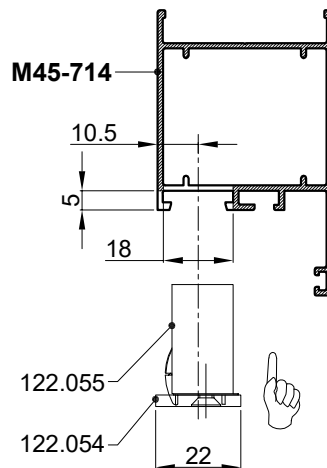


Napomene: Obrada profila je ista i kod korištenja kratkih brava (122.073 i 122.075).
Remark: Profile processing is the same when using narrow stile lock (122.073) and roller latch lock (122.075).

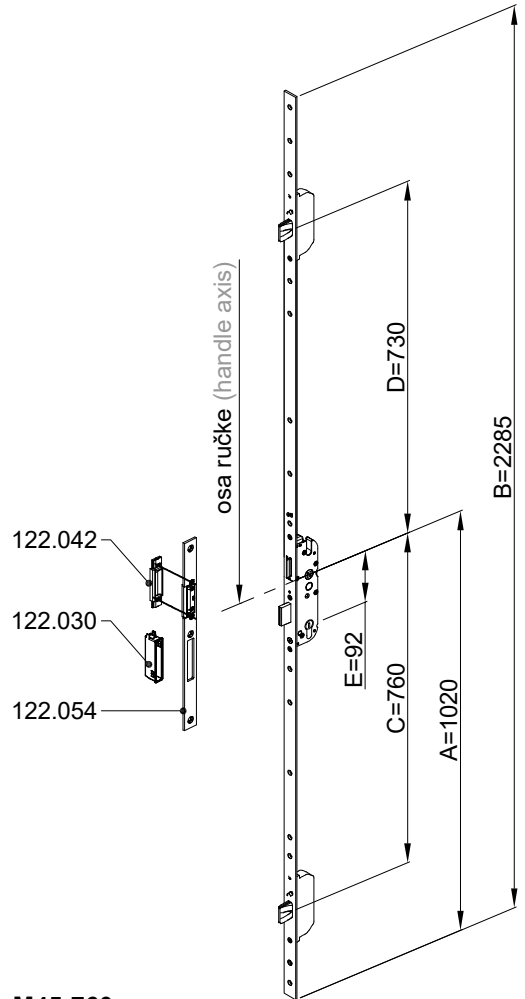

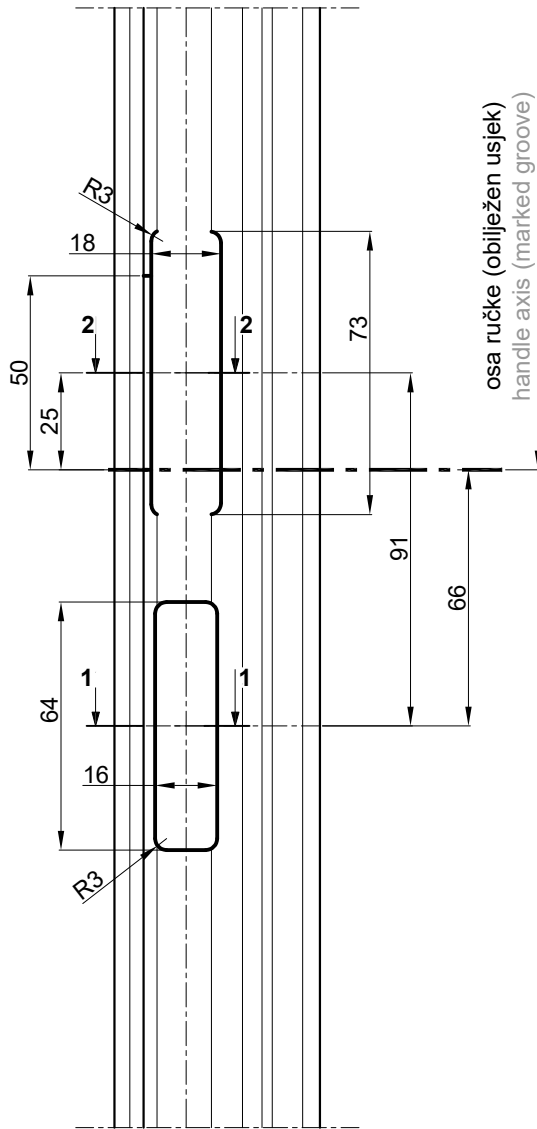
PRESJEK 1-1
CROSS SECTION 1-1



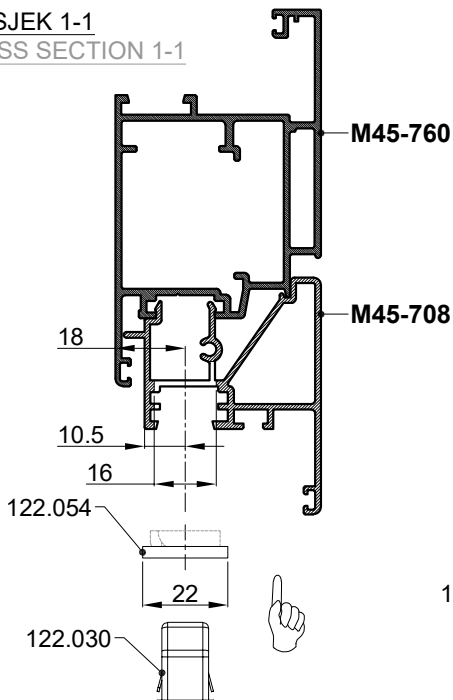
PRESJEK 2-2
CROSS SECTION 2-2



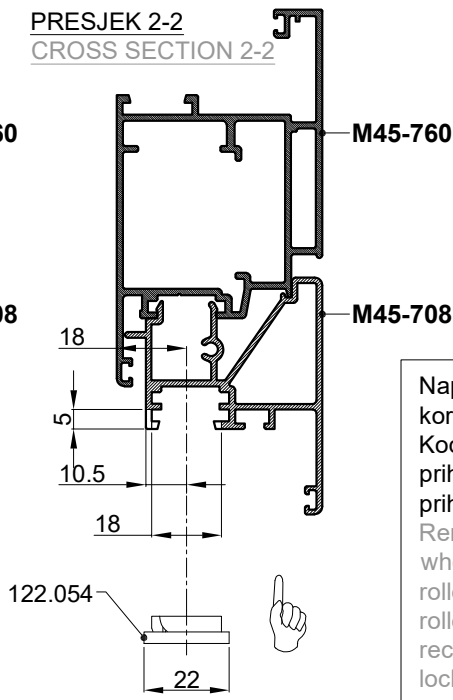
OBRADA PROFILA KOMBATUTE VRATA (otvaranje unutra i vani) ZA PRIHVATNI LIM 122.054 (GU)
PROCESSING OF DOOR FLYING MULLION PROFILE (inward and outward opening) FOR STRIKING PLATE 122.054 (GU)



PRESJEK 1-1
CROSS SECTION 1-1



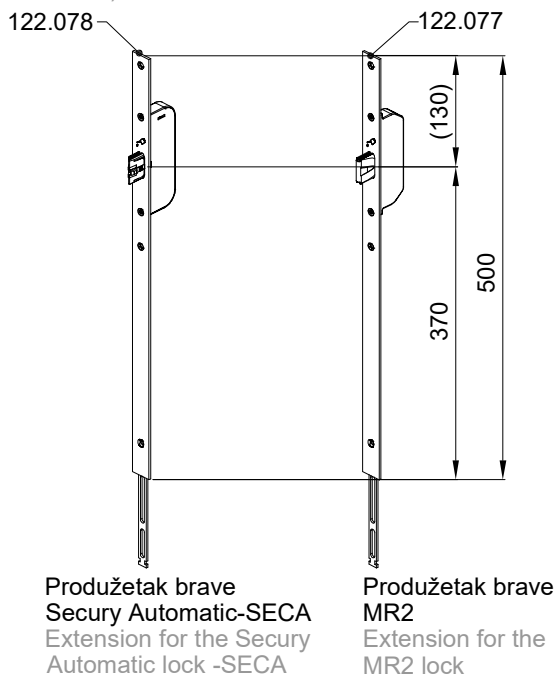
PRESJEK 2-2
CROSS SECTION 2-2



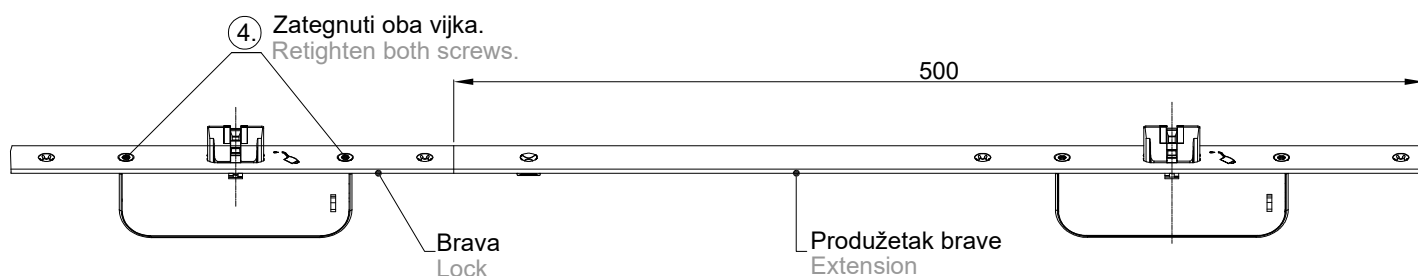
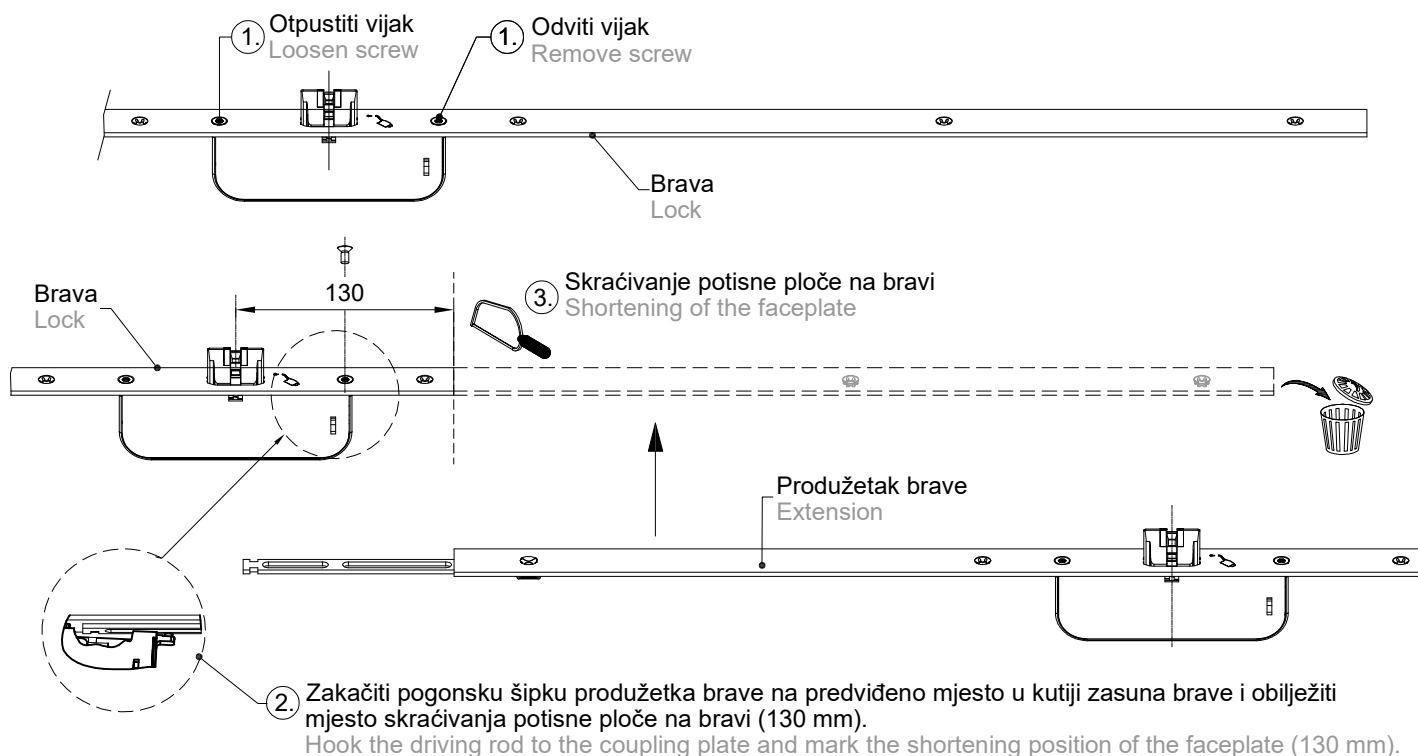
Napomene: Obrada profila je ista i kod korištenja kratkih brava (122.073 i 122.075)
Kod korištenja brave s valjkom na prihvatni lim 122.054 je potrebno ugraditi prihvatni dio za valjak 122.042.

Remarks: Profile processing is the same when using narrow stile lock (122.073) and roller latch lock (122.075). When using the roller latch lock, it is necessary to install the receiving part 122.042 for the roller on the locking plate 122.054.

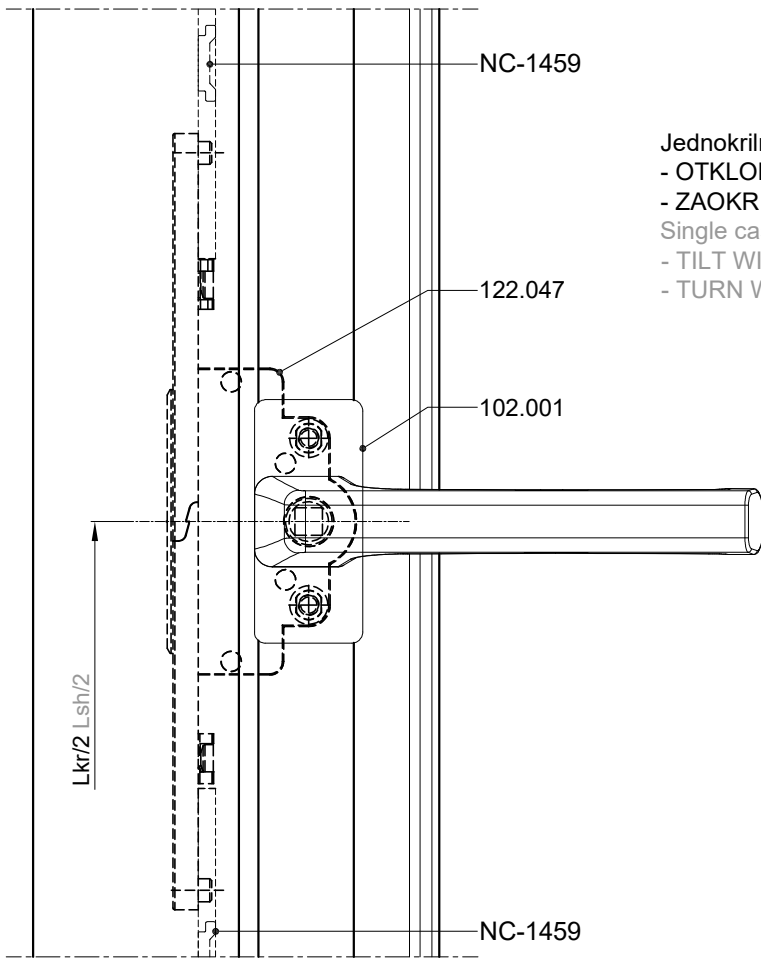
POSTUPAK UGRADNJE PRODUŽETKA NA BRAVE 122.052 (GU Secury -MR2) I 122.071 (GU Secury Automatic-SECA)
 INSTALLATION PROCEDURE OF THE FACEPLATE EXTENSION WITH ADDITIONAL LOCK ON LOCKS 122.052 (GU Secury -MR2) AND 122.071 (Secury Automatic-SECA)



Postupak ugradnje je isti za oba produžetka.
 The installation procedure is the same for both extensions.

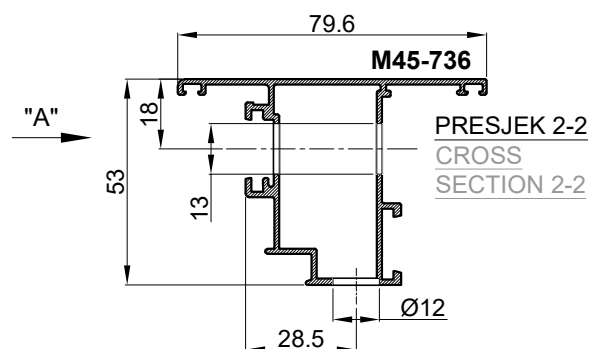
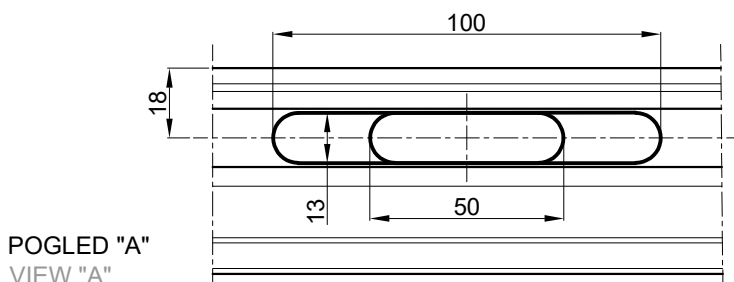
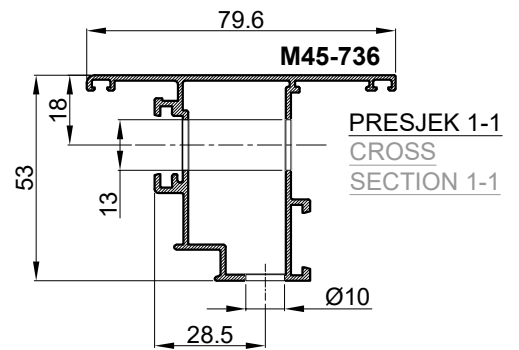
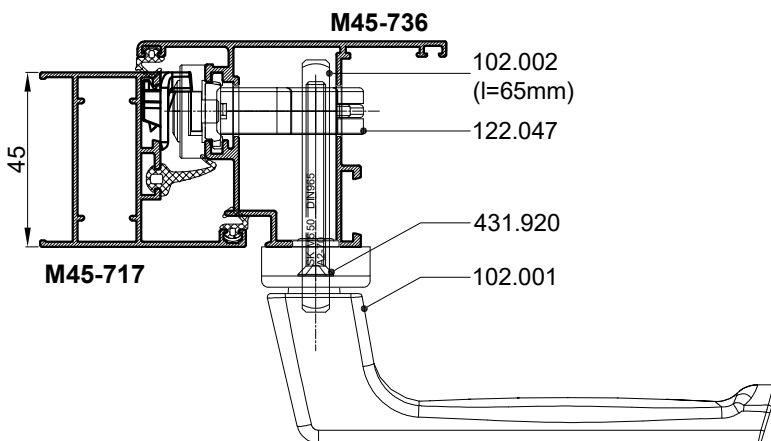
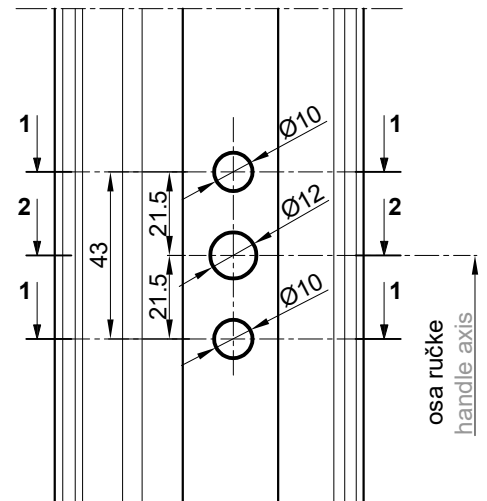


OBRADA PROZORSKOG PROFILA KRILA M45-736 (otvaranje vani) ZA RUČKU I POGONSKI MEHANIZAM
PROCESSING OF WINDOW SASH PROFILE M45-736 (outward opening) FOR HANDLE AND DRIVE MECHANISM

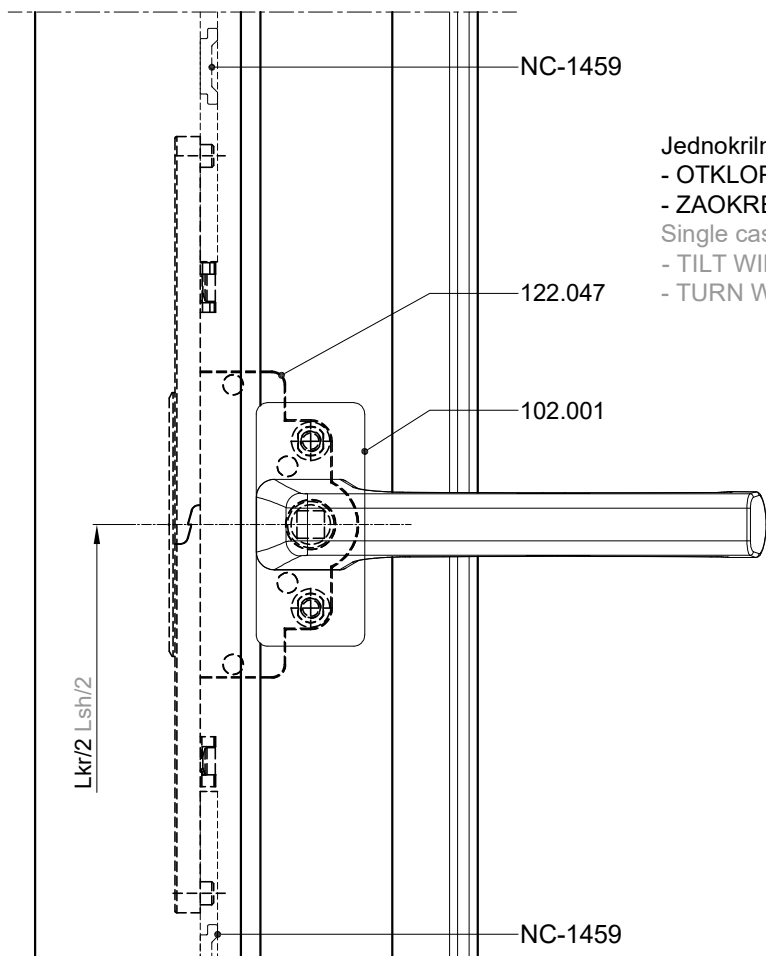


Jednokrilni prozor:

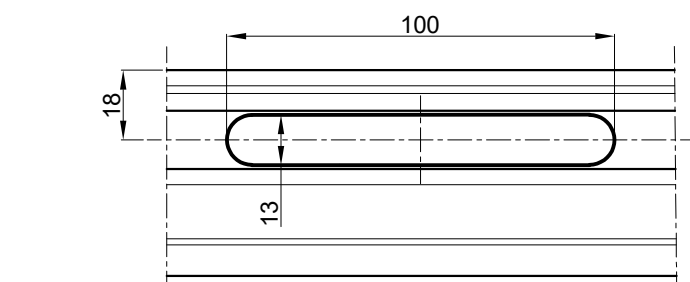
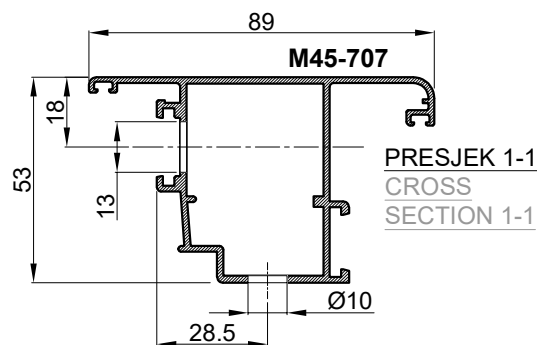
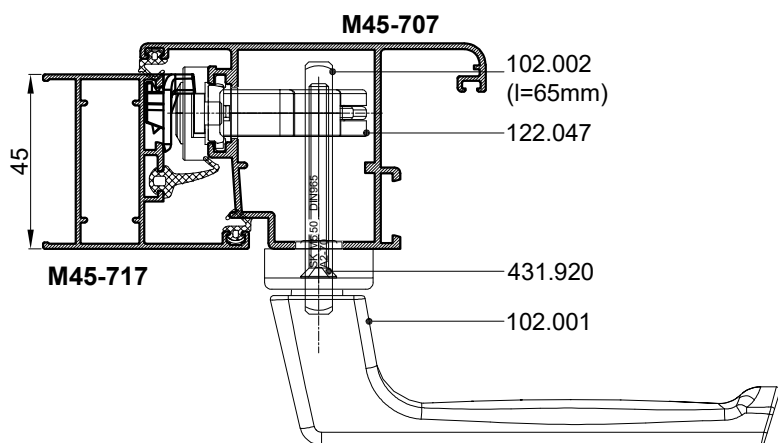
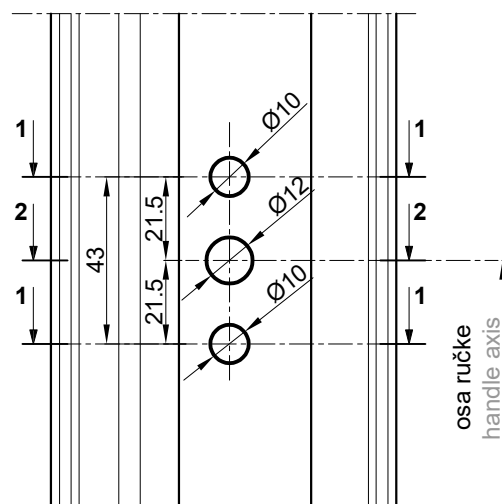
- OTKLOPNI PROZOR: otvaranje vani oko gornje vodoravne ose
 - ZAKRETNI PROZOR: otvaranje vani, zaokretno oko okomite ose
- Single casement window:
- TILT WINDOW: outward opening around the top horizontally axis
 - TURN WINDOW: outward opening, turn around the vertical axis



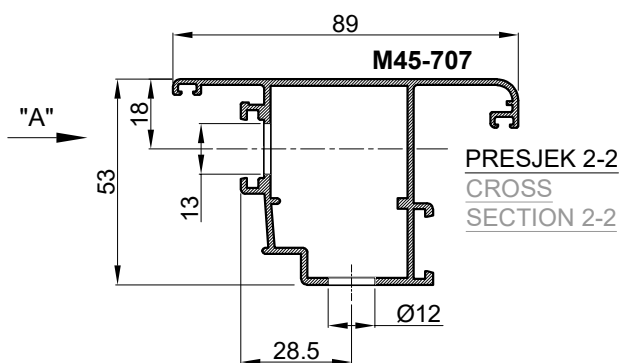
OBRADA PROZORSKOG PROFILA KRILA M45-707 (otvaranje vani) ZA RUČKU I POGONSKI MEHANIZAM
PROCESSING OF WINDOW SASH PROFILE M45-707 (outward opening) FOR HANDLE AND DRIVE MECHANISM




- Jednokrilni prozor:
- OTKLOPNI PROZOR: otvaranje vani oko gornje vodoravne ose
 - ZAOKRETNI PROZOR: otvaranje vani, zaokretno oko okomite ose
- Single casement window:
- TILT WINDOW: outward opening around the top horizontally axis
 - TURN WINDOW: outward opening, turn around the vertical axis



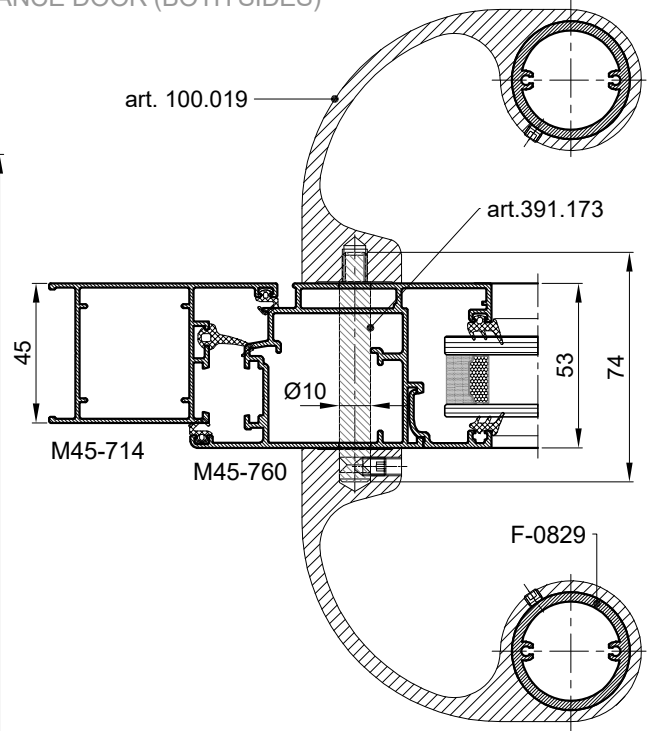
POGLED "A"
VIEW "A"



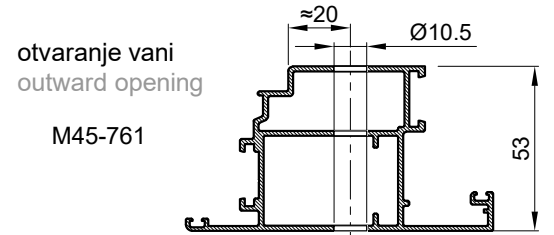
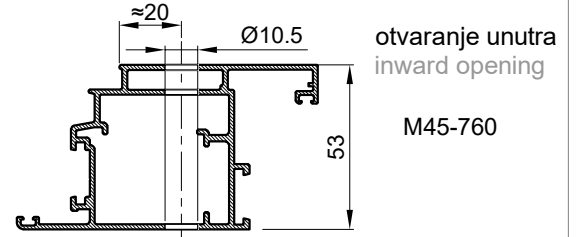
RUKOHVAT ZA ULAZNA VRATA (OBOSTRANO)
HANDRAIL FOR ENTRANCE DOOR (BOTH SIDES)



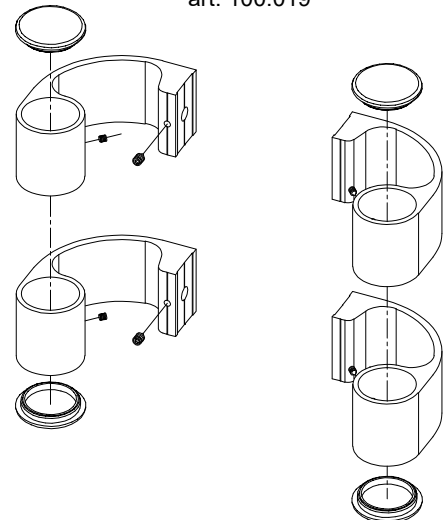
Mjera rukohvata F-0829 - po izboru
Handrail dimension F-0829-optional



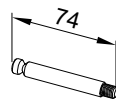
OBRADA PROFILA KRILA
LEAF PROFILE PROCESSING



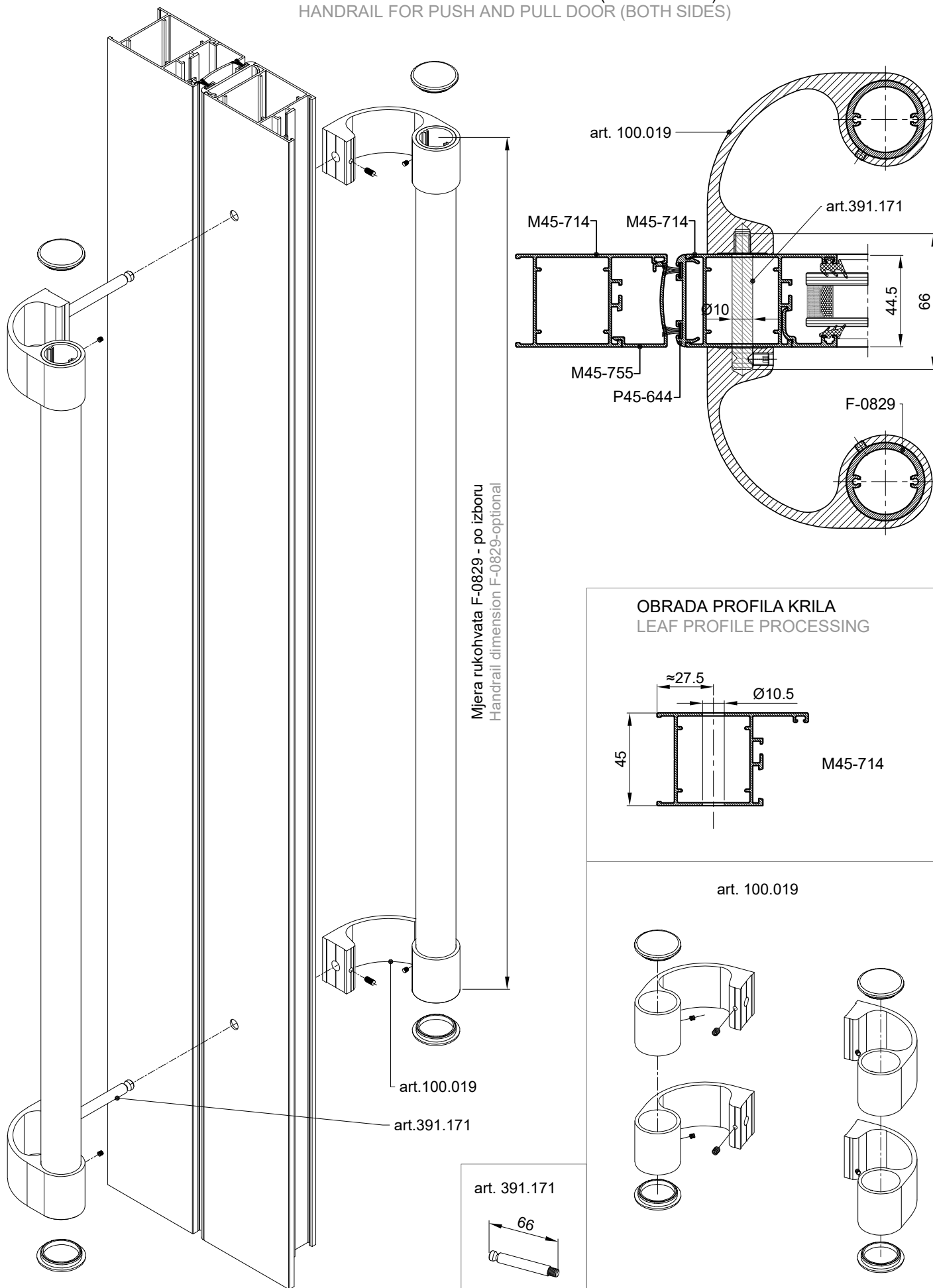
art. 100.019



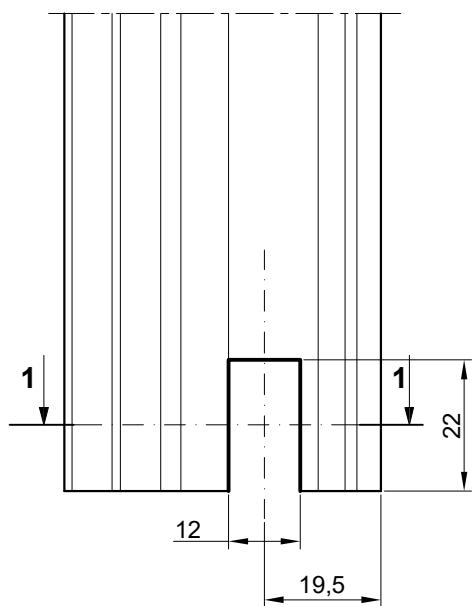
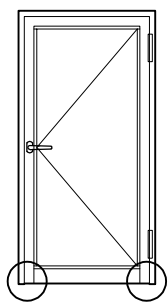
art. 391.173



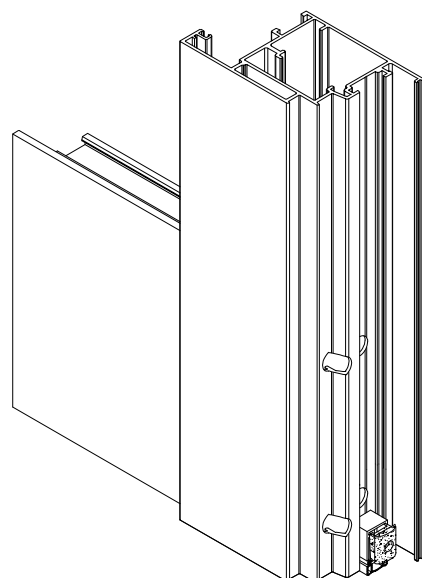
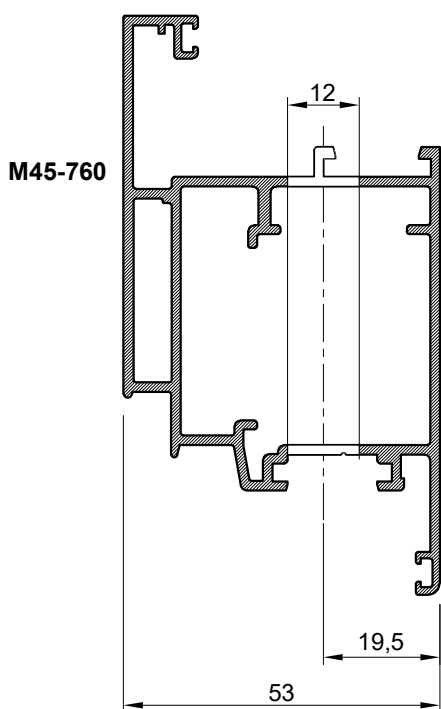
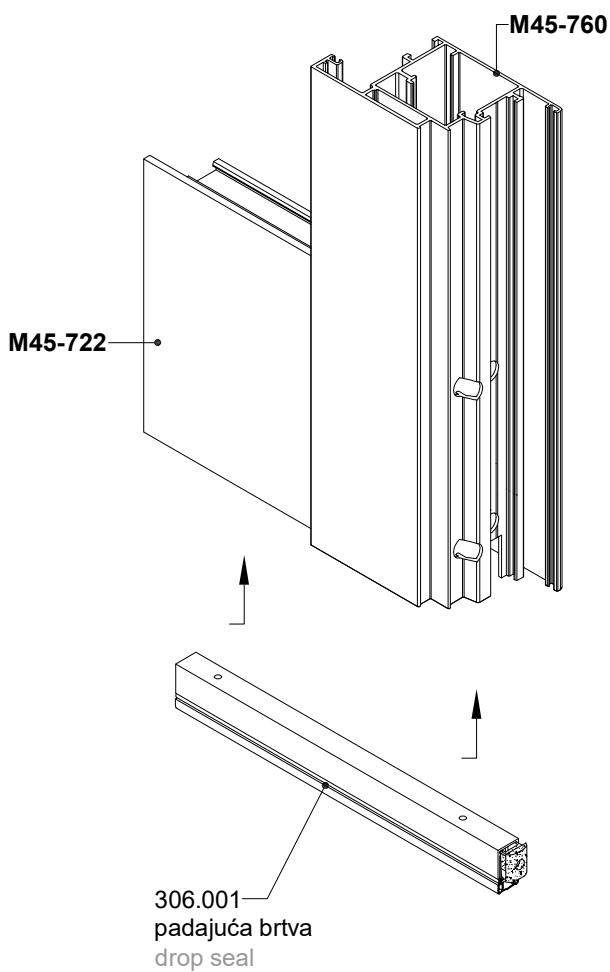
RUKOHVAT ZA MIMOKRETNNA VRATA (OBOSTRANO)
HANDRAIL FOR PUSH AND PULL DOOR (BOTH SIDES)



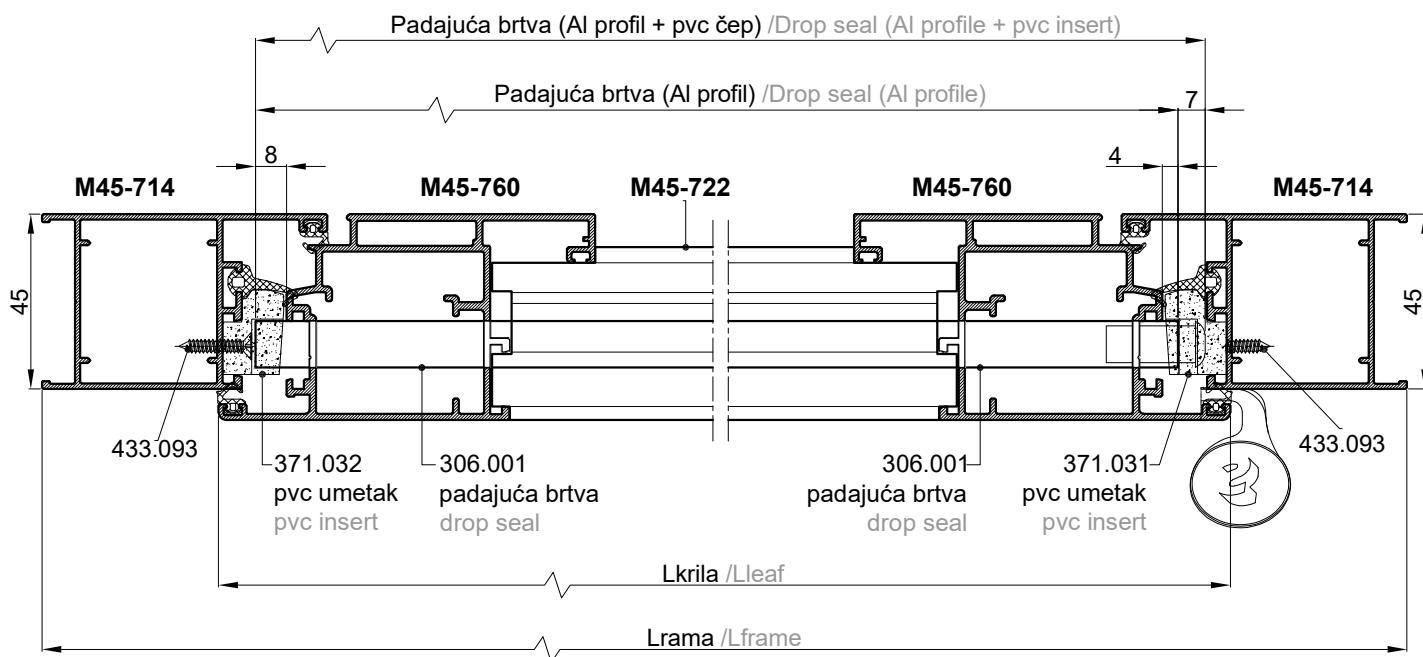
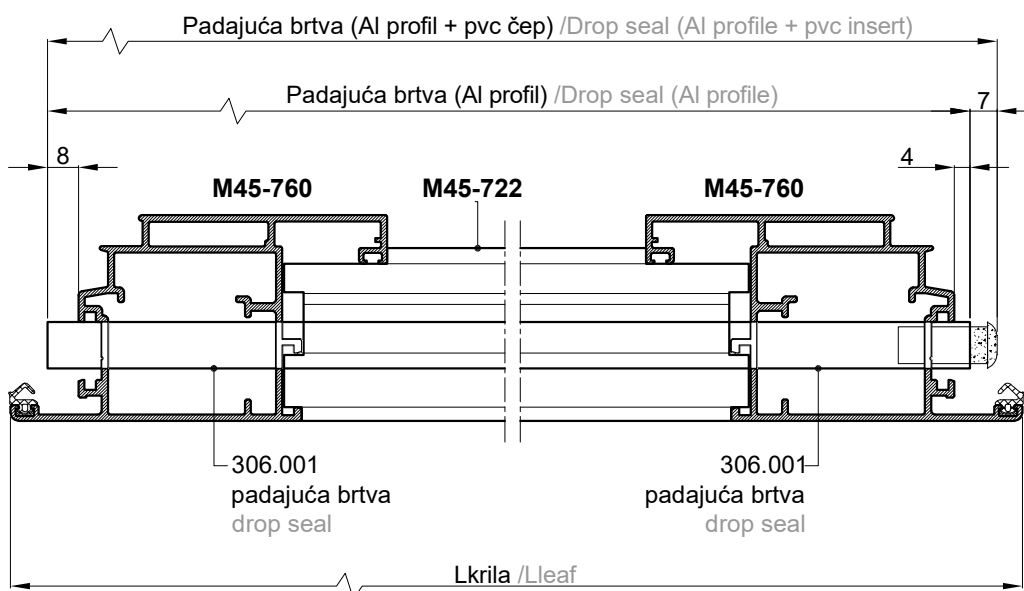
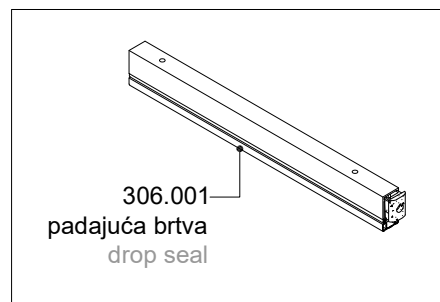
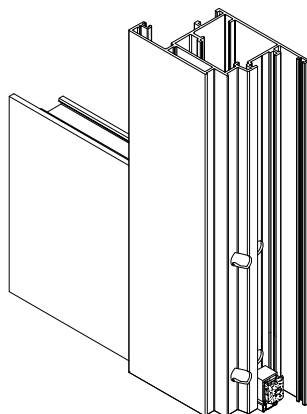
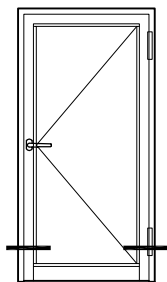
OBRADA PROFILA KRILA VRATA (otvaranje unutra) ZA PRIHVAT PADAJUĆE BRTVE 306.001 (Fapim Domatic)
PROCESSING OF DOOR LEAF PROFILE (inward opening) FOR ACCEPT DROP SEAL 306.001 (Fapim Domatic)



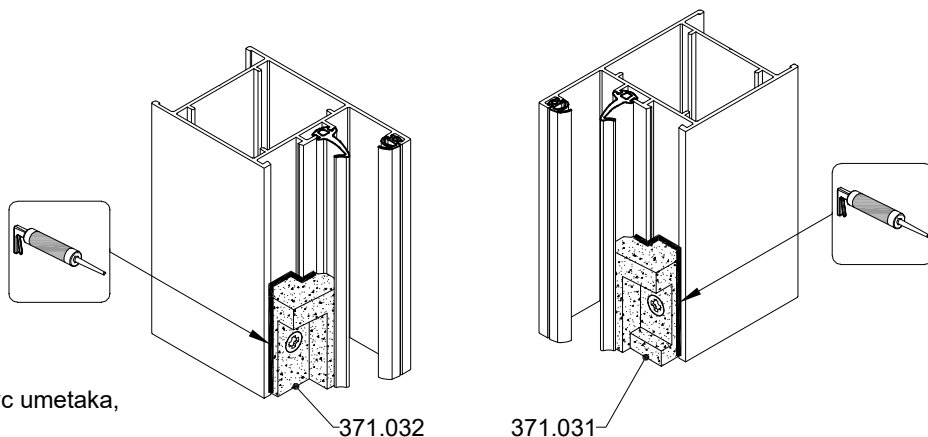
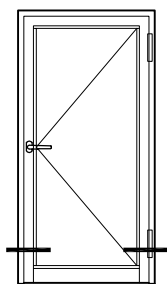
PRESJEK 1-1
CROSS SECTION 1-1



UGRADNJA PADAJUĆE BRTVE 306.001 U PROFIL KRILA VRATA I PARAPETNE PREČKE (otvaranje unutra)
MONTAGE OF DROP SEAL 306.001 IN DOOR LEAF AND TRANSOM PROFILE (inward opening)


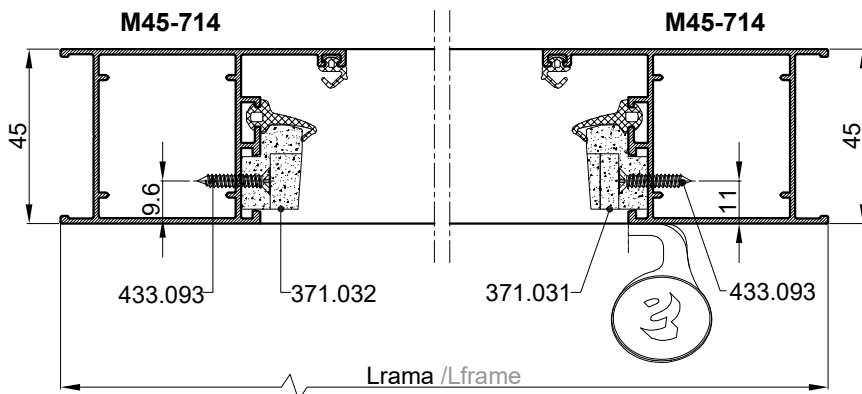
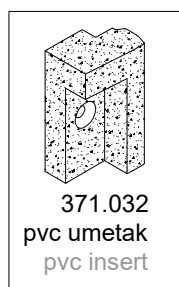
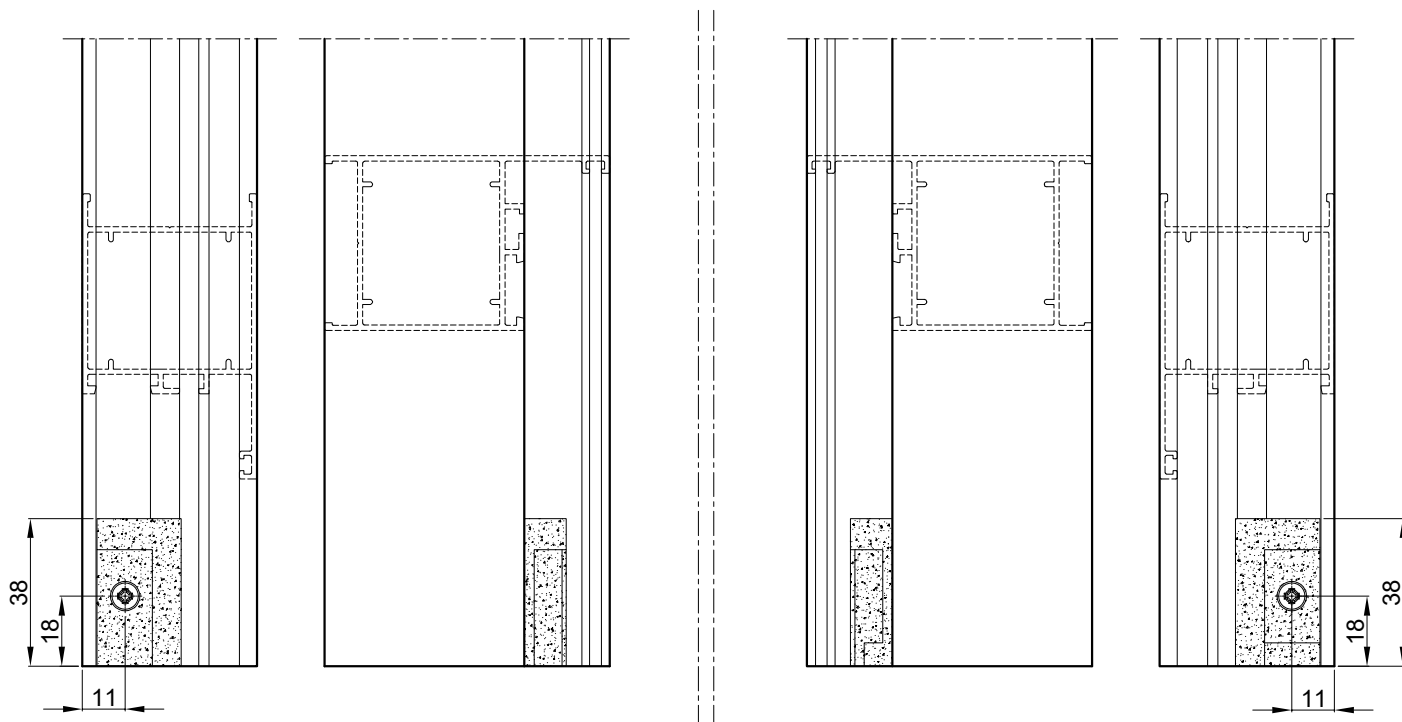


UGRADNJA PVC UMETAKA 371.031 I 371.032 U PROFIL RAMA VRATA (otvaranje unutra) MONTAGE OF PVC INSERT 371.031 AND 371.032 IN DOOR FRAME PROFILE (inward opening)

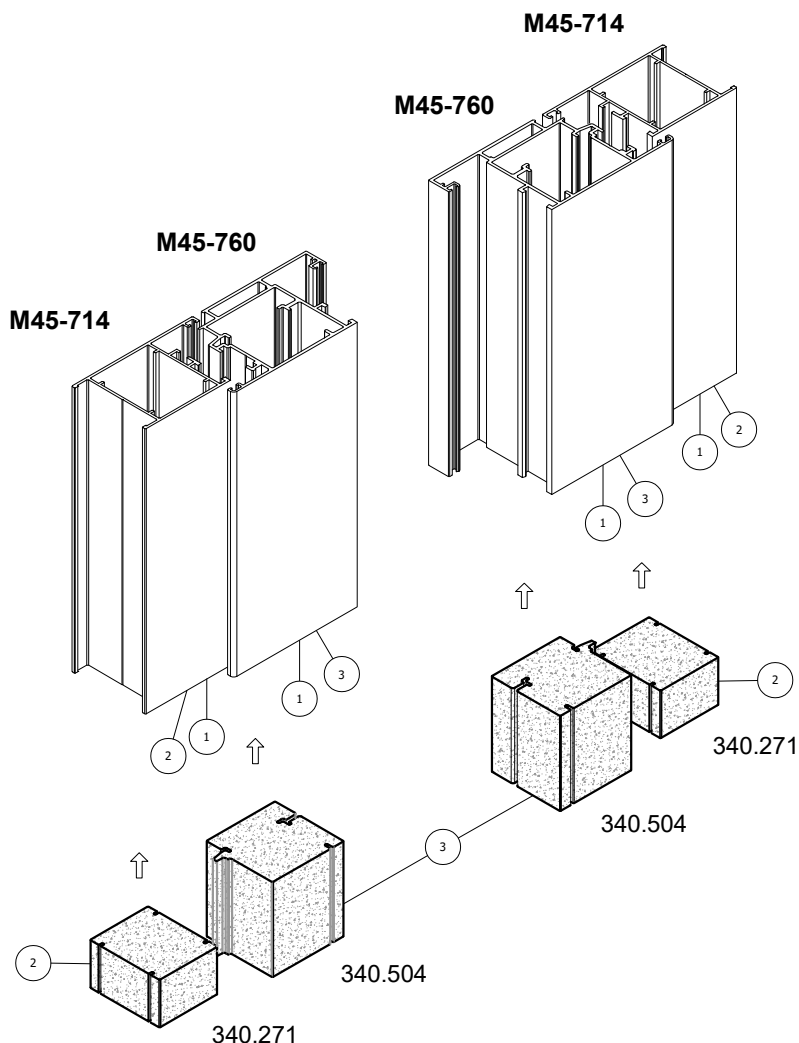
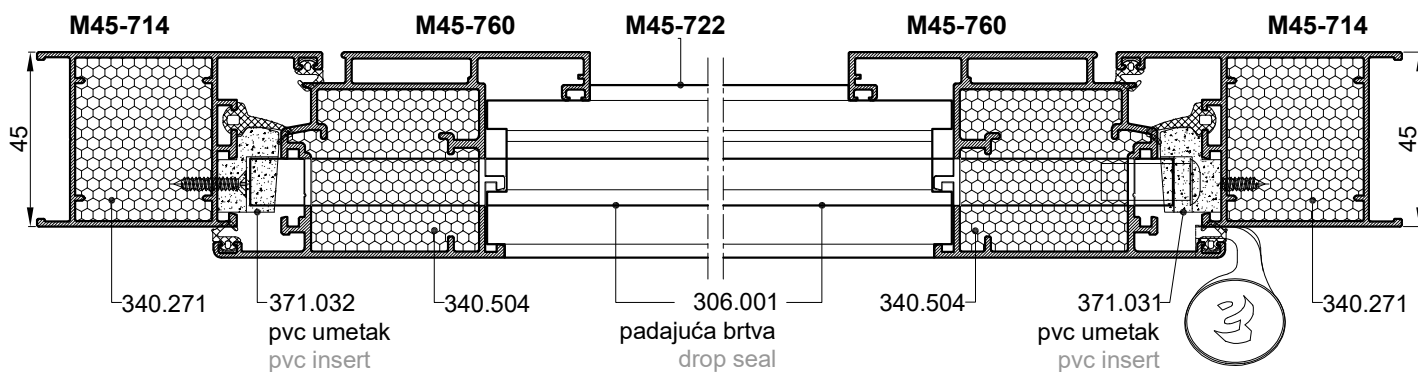
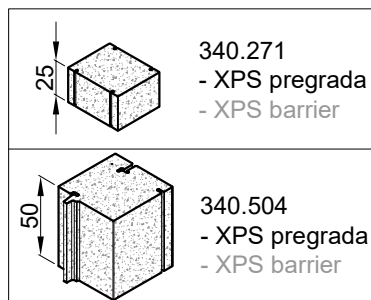
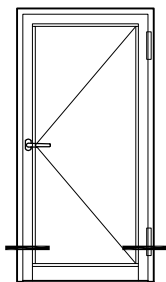


-Površine između profila rama vrata i pvc umetaka, obavezno ispuniti ljepljivom za metal, /npr. "Henkel" - Teroson MS 939 /.

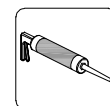
-Surfaces between door frame and pvc insert must be filled with metal glue. /eg. "Henkel" - Teroson MS 939 /.



UGRADNJA XPS PREGRADA U PROFILE RAMA I KRILA VRATA (otvaranje unutra) MONTAGE OF XPS BARRIERS IN DOOR FRAME AND SASH PROFILE (inward opening)

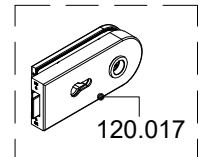
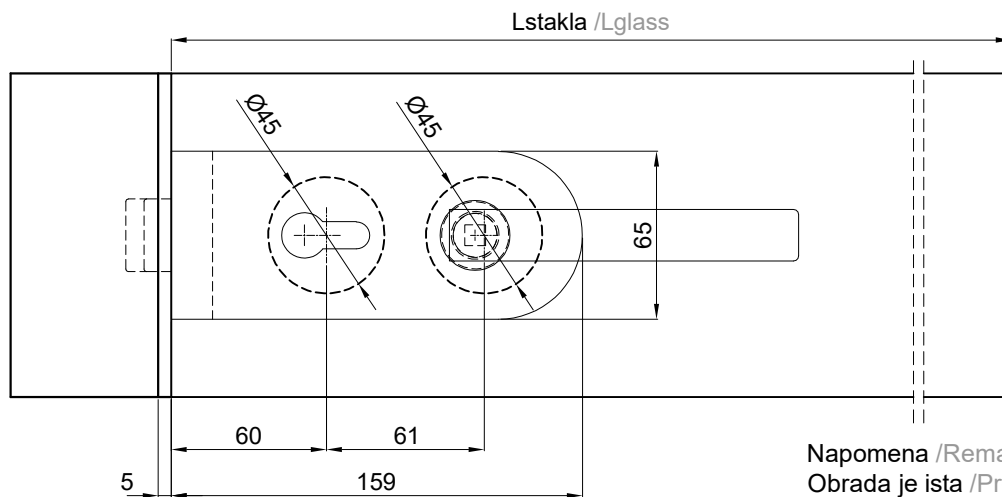
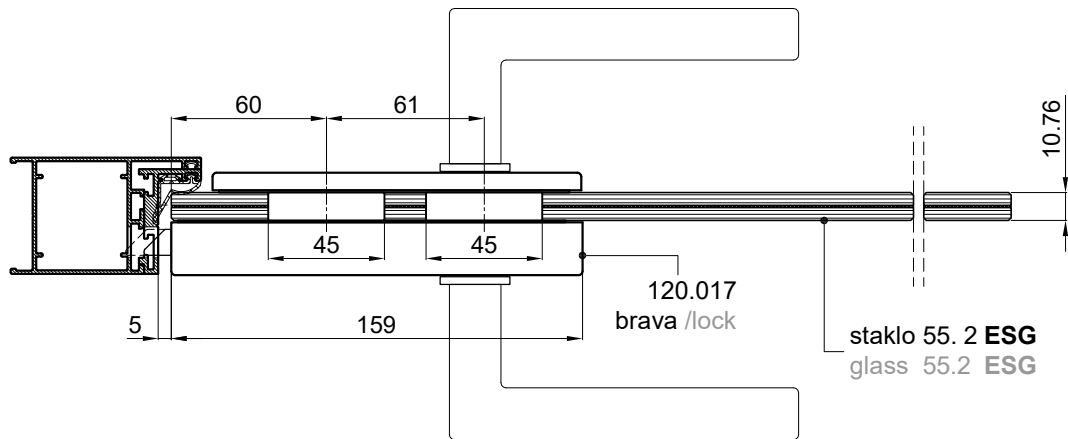
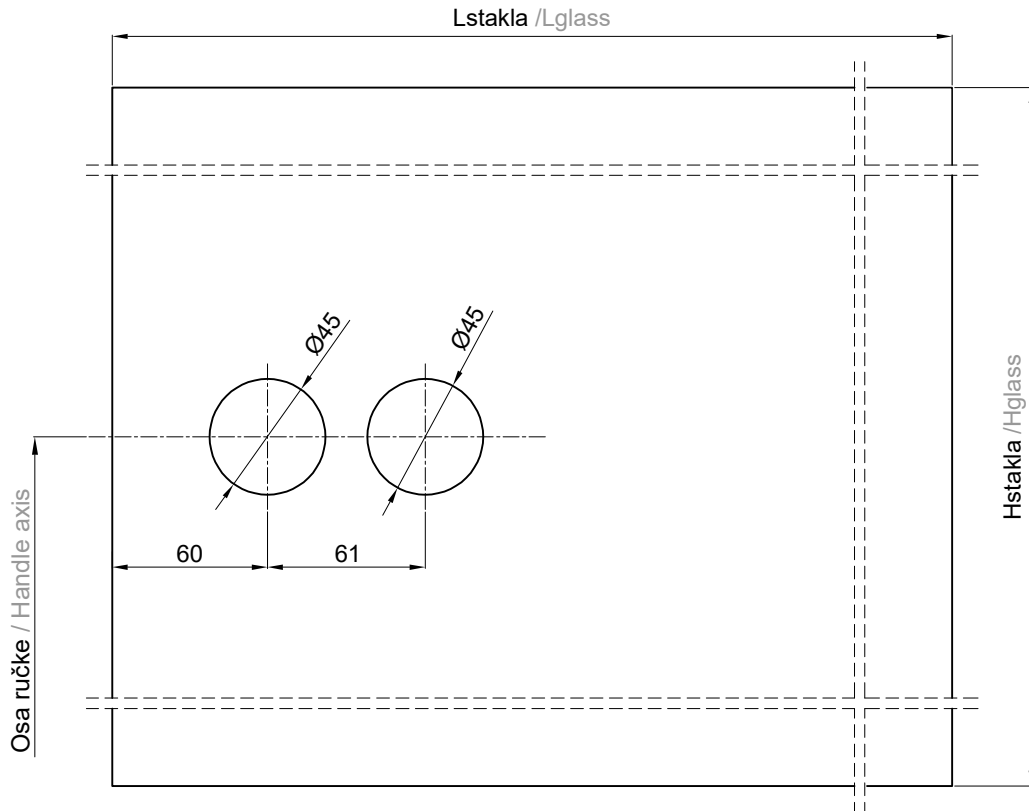
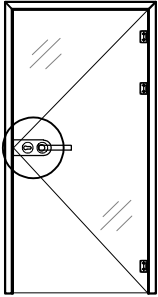


1. Po unutarnjem obodu komore profila rama i krila bez prekida primjeniti neutralno silikonsko ljepilo (npr. Teroson MS 939)
Apply neutral silicone adhesive continuously to the inner edge of the chamber (eg. Teroson MS 939)
2. U komoru profila rama umetnuti i pozicionirati XPS pregradu (340.271)
In frame profile chamber insert and position XPS barrier (340.271)
3. U komoru profila krila umetnuti i pozicionirati XPS pregradu (340.504)
In sash profile chamber insert and position XPS barrier (340.504)



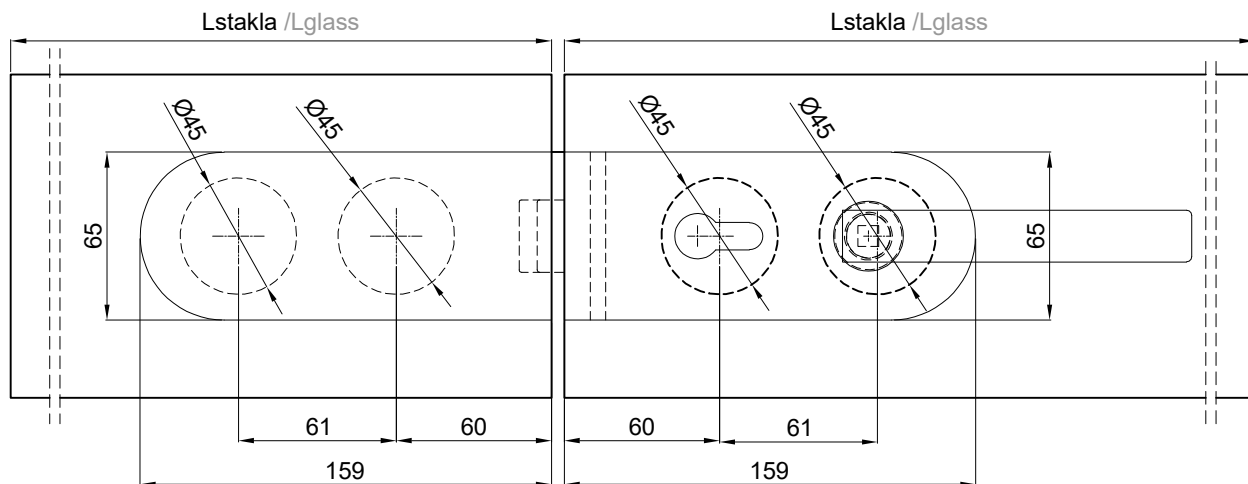
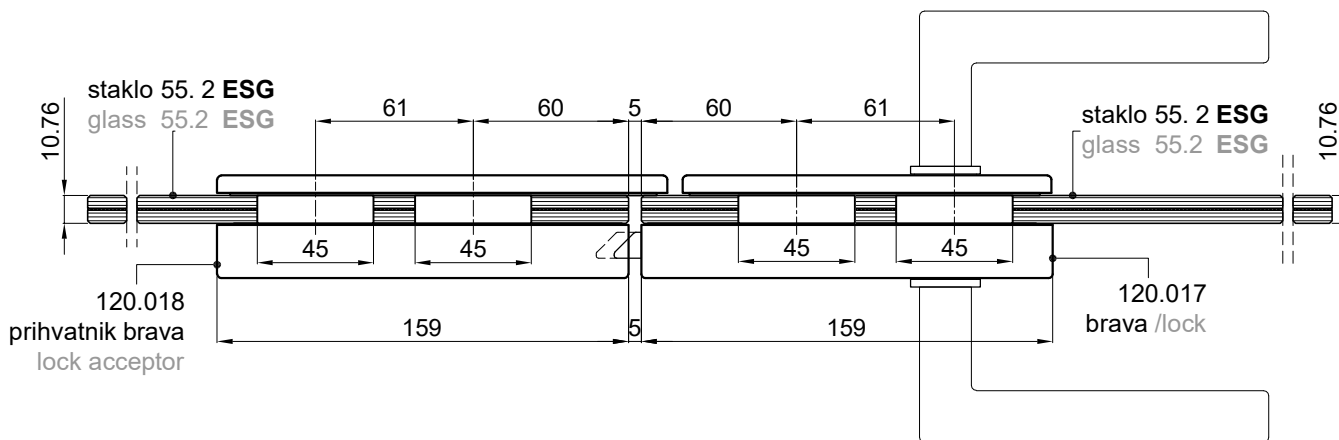
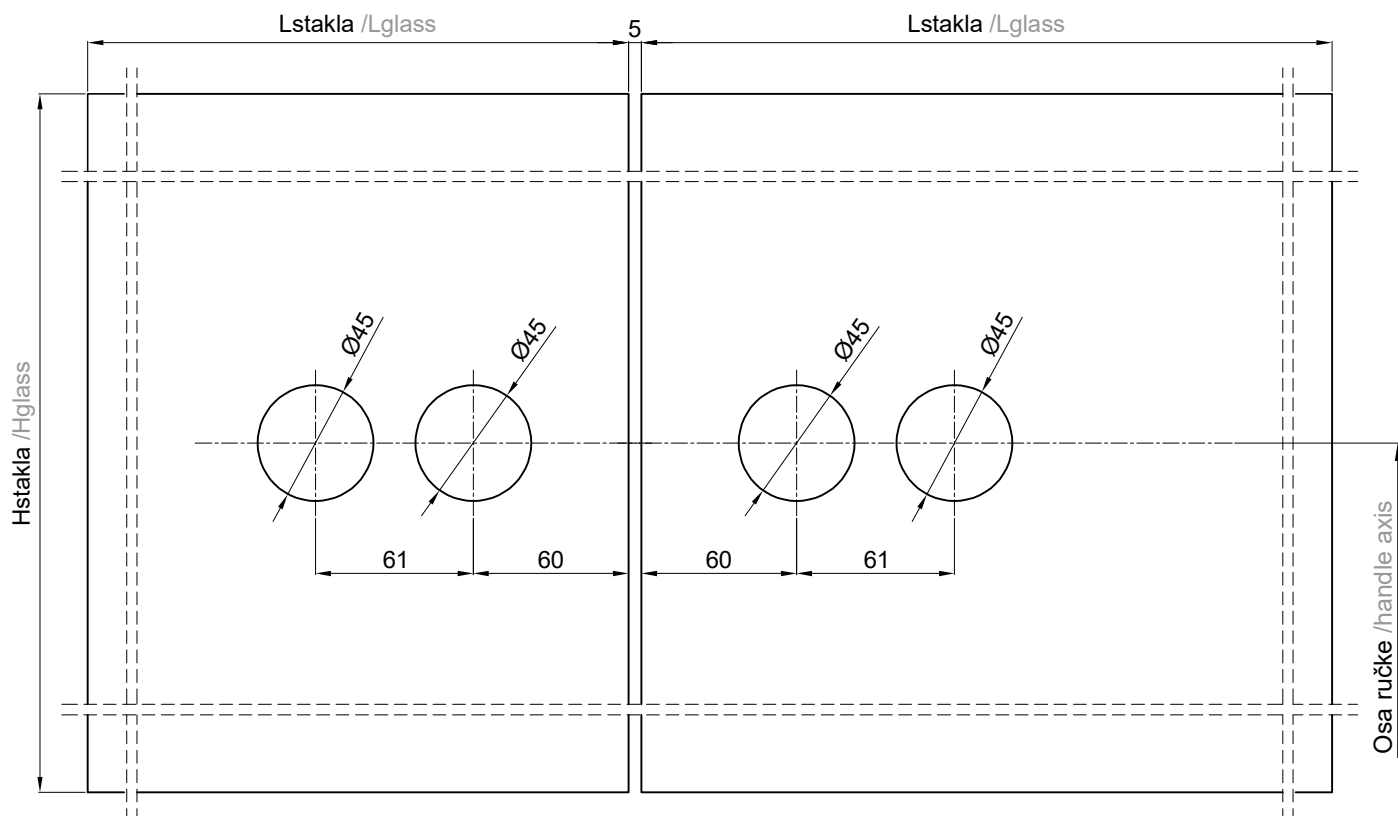
ljepilo :
/npr. Teroson MS 939/
glue:
/eg. Teroson MS 939/

OBRADA STAKLA ZA BRAVU 120.017
GLASS PROCESSING FOR LOCK 120.017



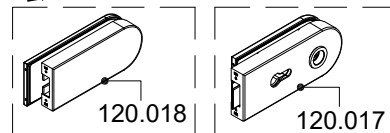
Napomena /Remark:
Obrada je ista /Processing is the same:
- za staklo 55.2 **ESG** / Glass 55.2 **ESG**
- za staklo 44.2 **ESG** / Glass 44.2 **ESG**

OBRADA STAKLA ZA BRAVU 120.017 I PRIHVATNIK BRAVE 120.018
GLASS PROCESSING FOR LOCK 120.017 AND LOCK ACCEPTOR 120.018

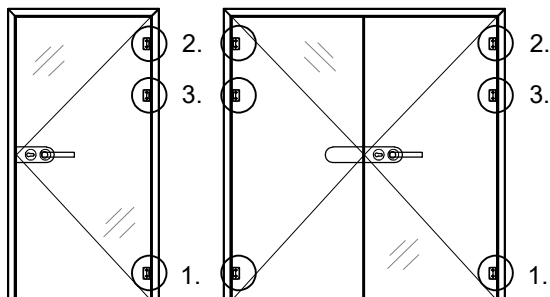


Napomena /Remark:

Obrada je ista /Processing is the same:
- za staklo 55.2 ESG / Glass 55.2 ESG
- za staklo 44.2 ESG / Glass 44.2 ESG

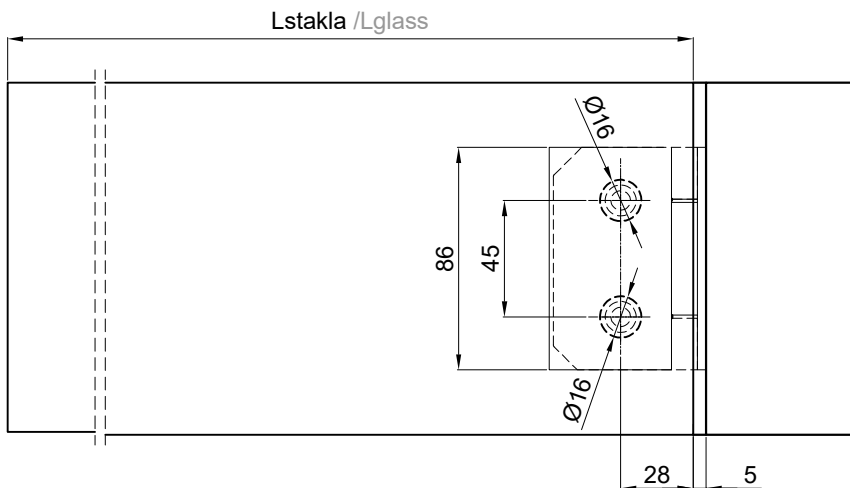
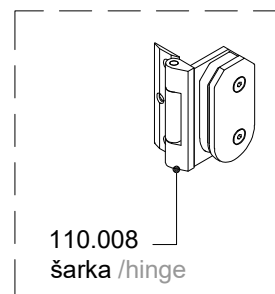
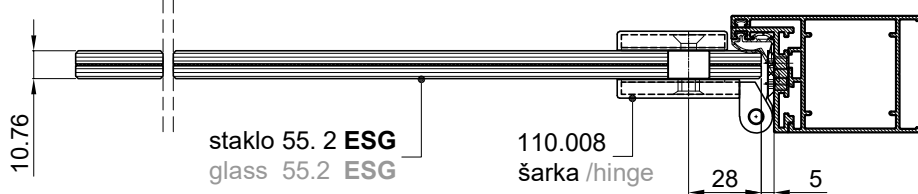
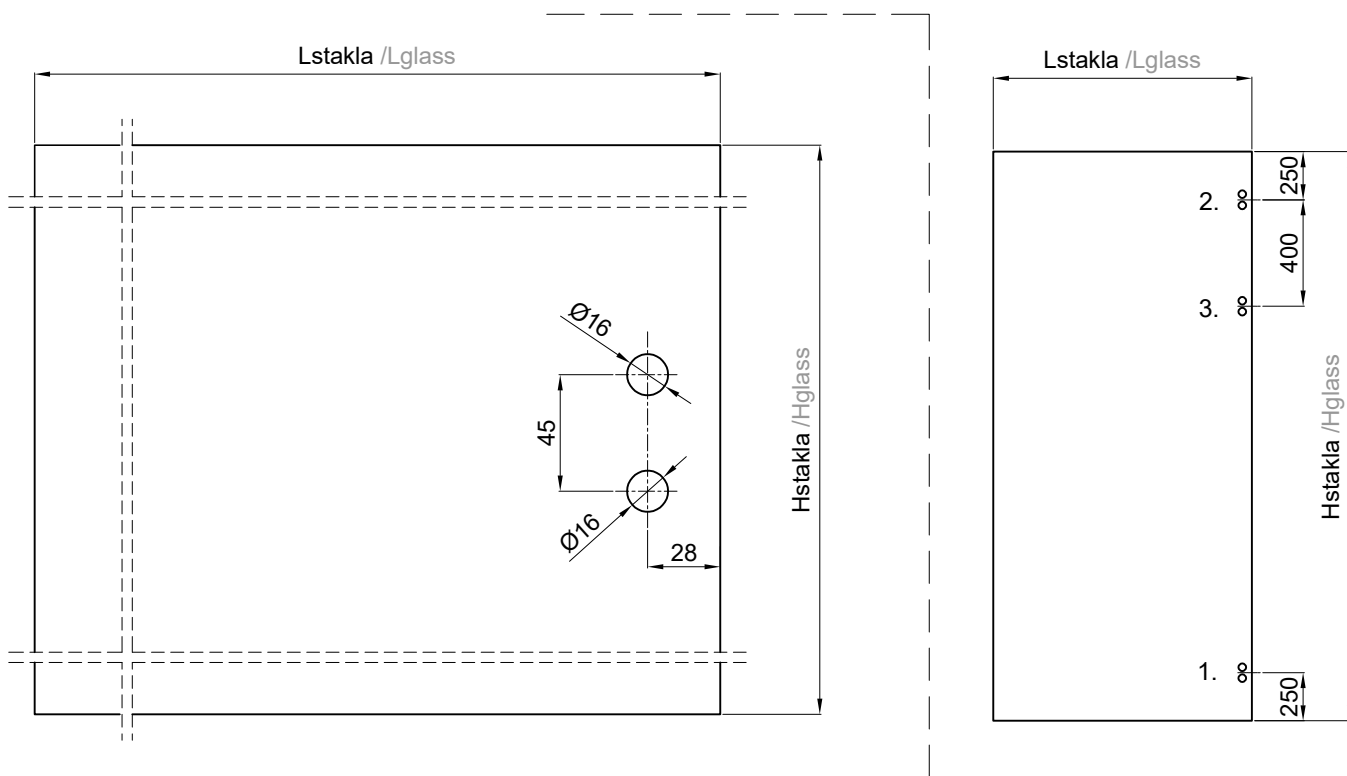


OBRADA STAKLA ZA ŠARKU 110.008
GLASS PROCESSING FOR HINGE 110.008



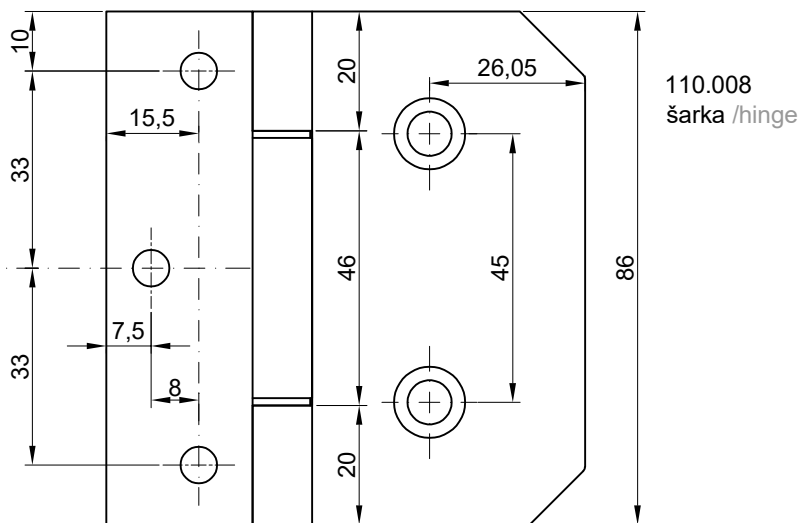
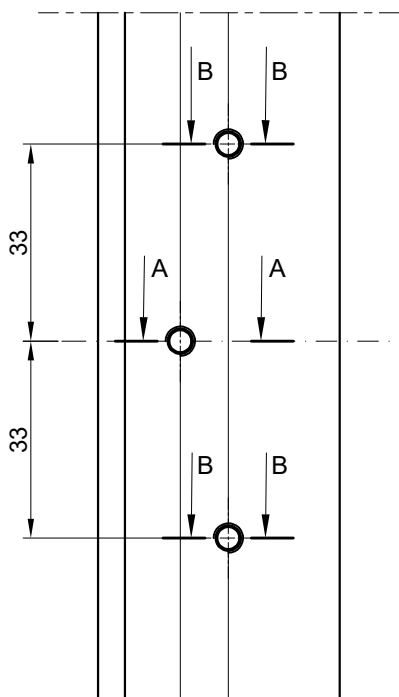
* Raspored šarki 110.008 na staklenome krilu:
* Hinge 110.008 positions on glass leaf:

1. šarka od donjeg staklenog ruba: 250mm do sredine šarke
1.hinge from lower glass edge: 250mm to hinge middle
2. šarka od gornjeg staklenog ruba: 250mm do sredine šarke
2.hinge from upper glass edge: 250mm to hinge middle
3. šarka od gornjeg staklenog ruba: 250mm +400mm do sredine šarke
3.hinge from upper glass edge: 250mm +400mm to hinge middle

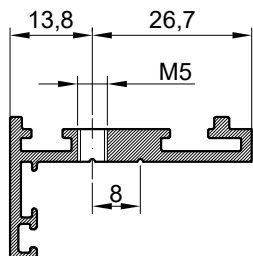


Napomena /Remark:
Obrada je ista /Processing is the same:
- za staklo 55.2 **ESG** / Glass 55.2 **ESG**
- za staklo 44.2 **ESG** / Glass 44.2 **ESG**

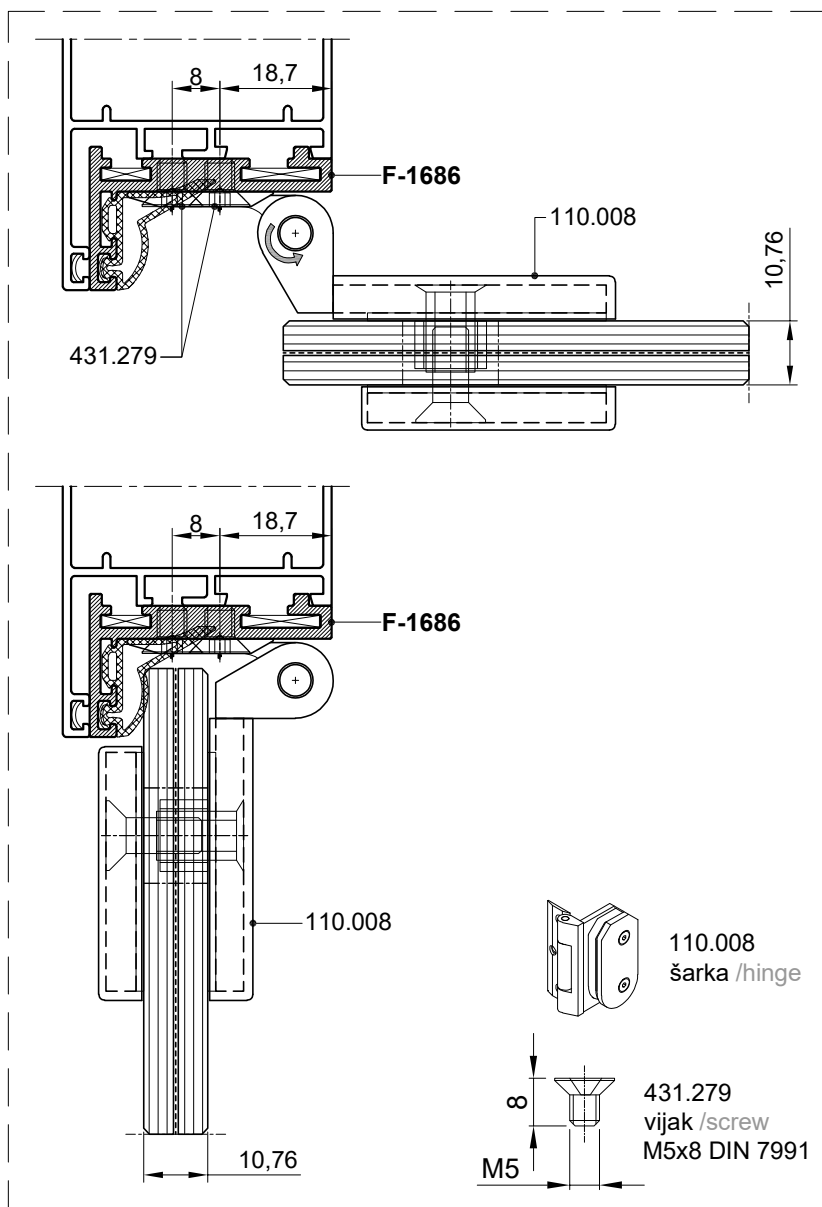
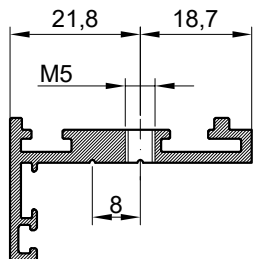
OBRADA PROFILA RAMA F-1686 ZA PRIHVAT ŠARKE 110.008
PROCESSING OF FRAME PROFILE F-1686 FOR ACCEPT HINGE



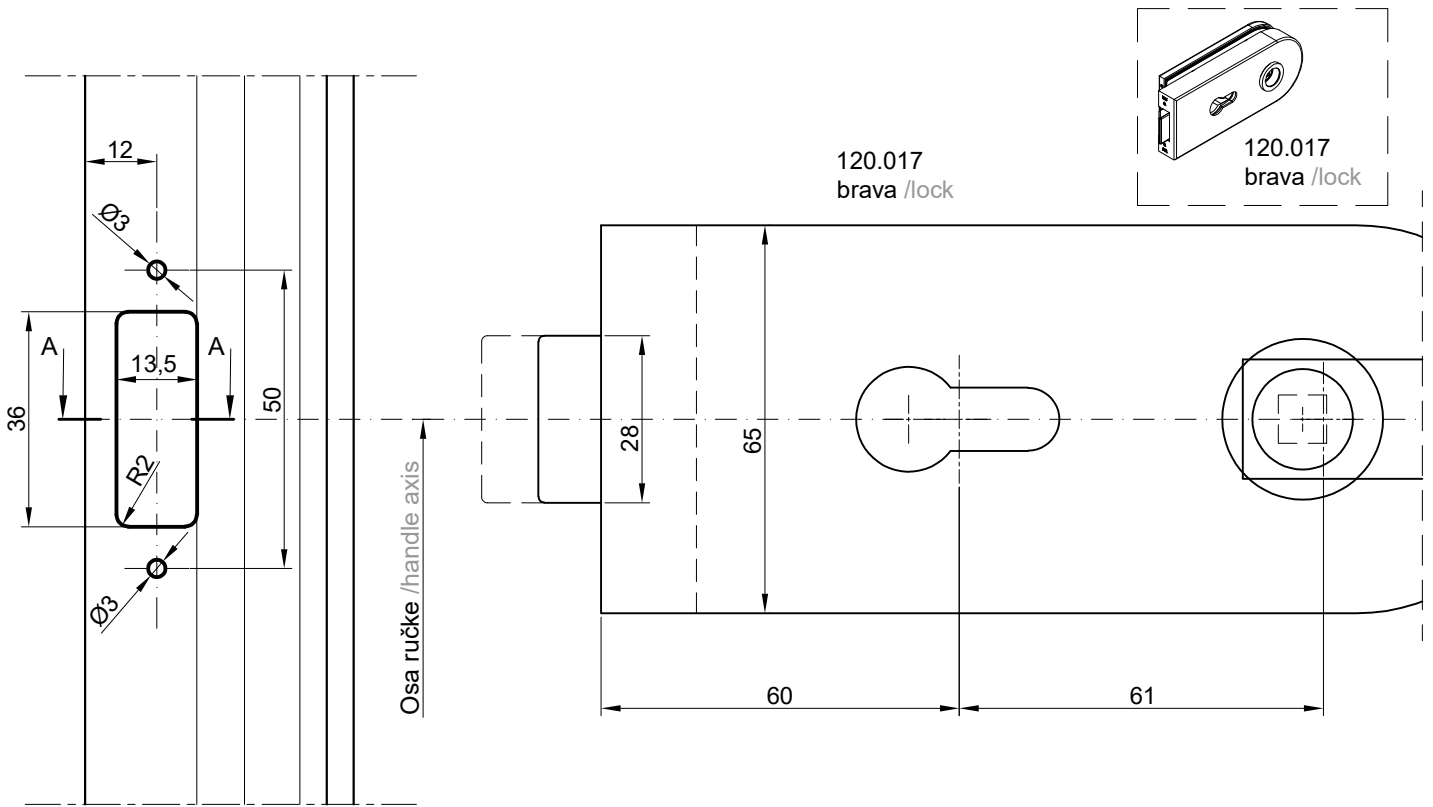
PRESJEK A-A
CROSS SECTION A-A



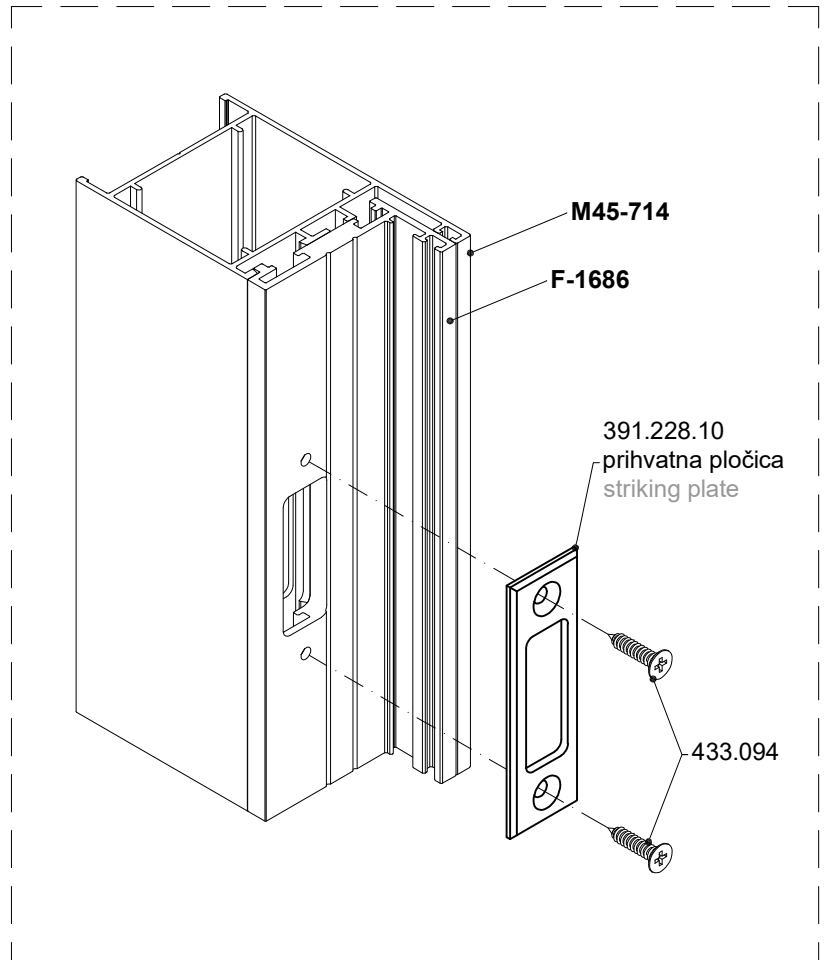
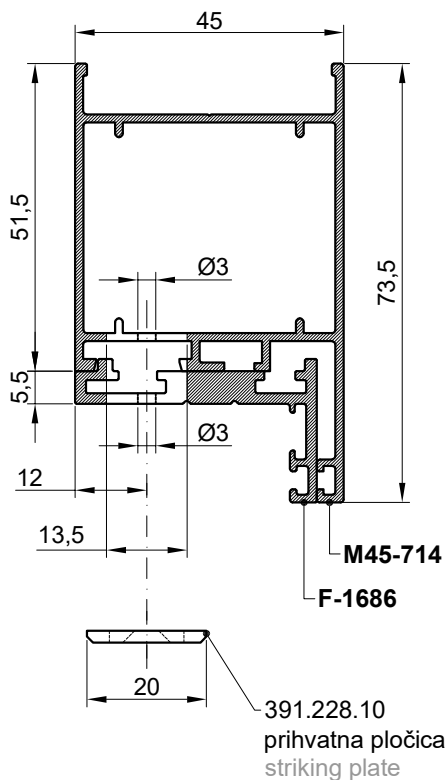
PRESJEK B-B
CROSS SECTION B-B

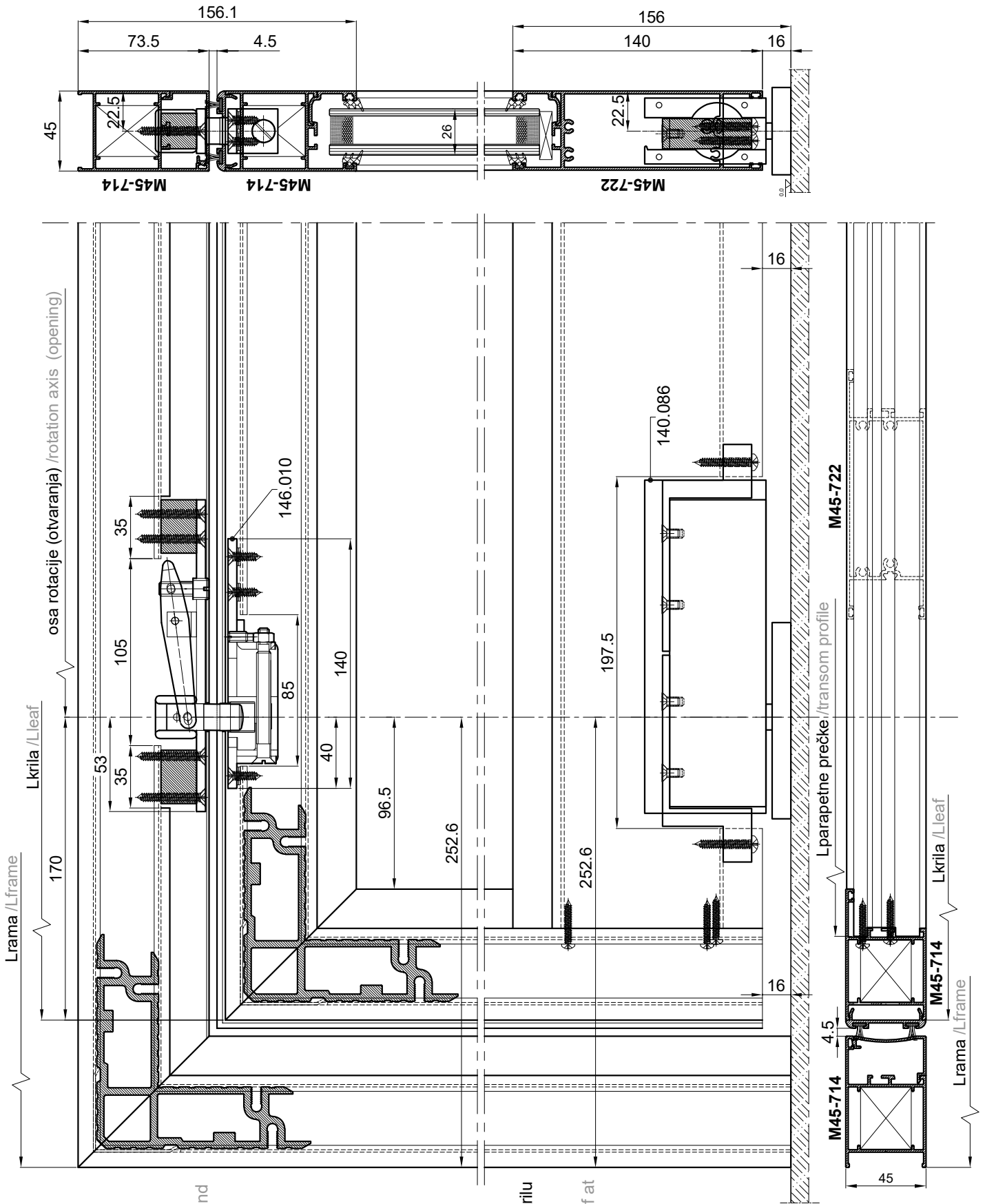


OBRADA PROFILA RAMOVA M45-714 I F-1686 ZA PRIHVATNU PLOČICU 391.228.10
PROCESSING OF FRAME PROFILES M45-714 AND F-1686 FOR STRIKING PLATE 391.228.10

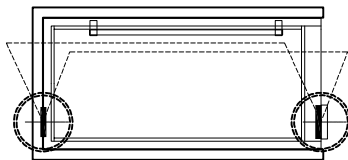


PRESJEK A-A
CROSS SECTION A-A



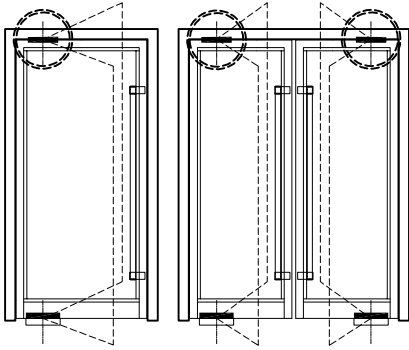


146.010
Sklop gornjeg
mehanizma
mimokretnih vrata
Upper mechanism
assembly at push and
pull door



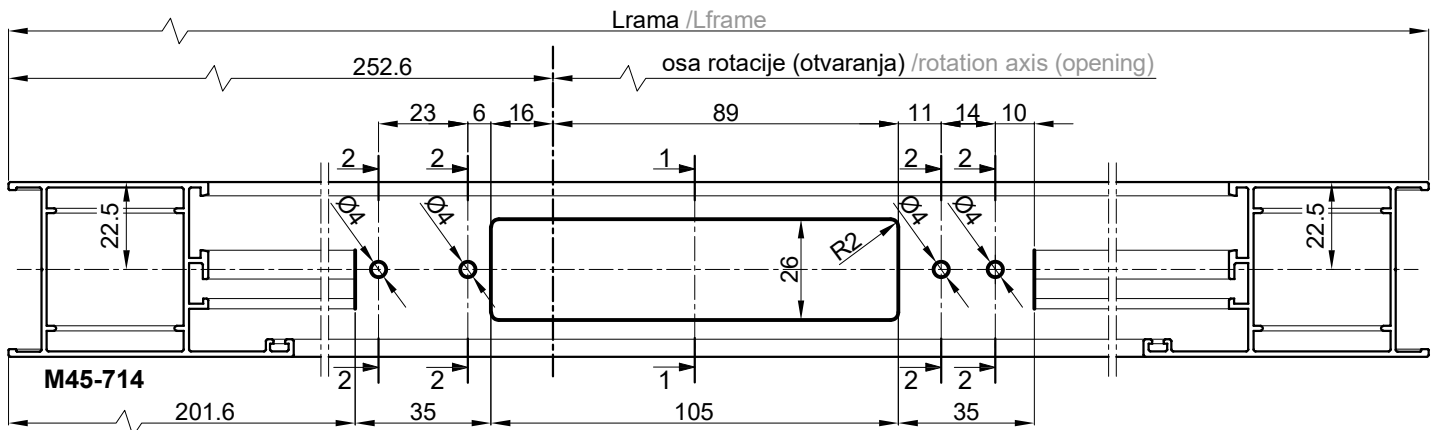
140.086
Sklop automata u krilu
mimokretnih vrata
Closing device
assembly in the leaf at
push and pull door

OBRADA PROFILA RAMA M45-714 I PROFILA MASKE M45-753 ZA PRIHVAT SKLOPA GORNJEG MECHANIZMA
MIMOKRETNIH VRATA - 146.010
PROCESSING OF FRAME PROFILE M45-714 AND MASK PROFILE M45-753 FOR UPPER MECHANISM
ASSEMBLY OF PUSH AND PULL DOOR - 146.010

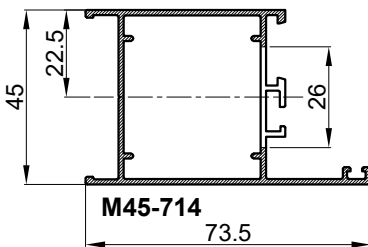


Napomena /Remark:

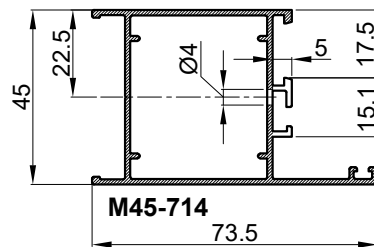
- kut pilanja profila /profile sawing angle M45-71445-45
- kut pilanja profila /profile sawing angle M45-75345-45



PRESJEK 1-1
CROSS SECTION 1-1

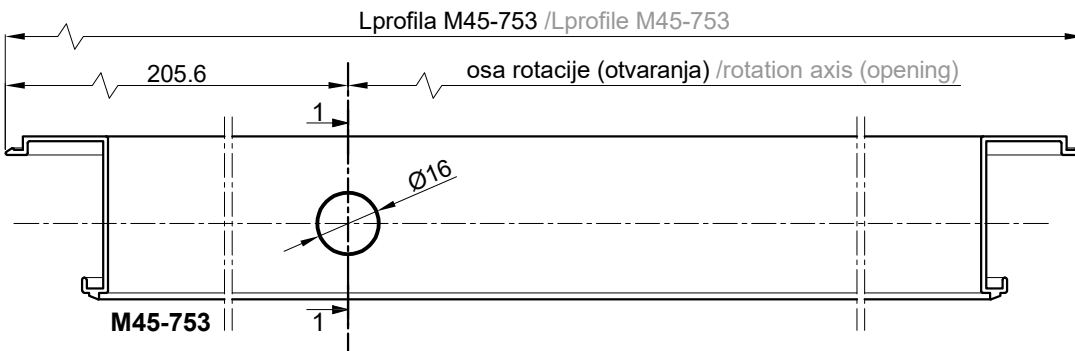


PRESJEK 2-2
CROSS SECTION 2-2

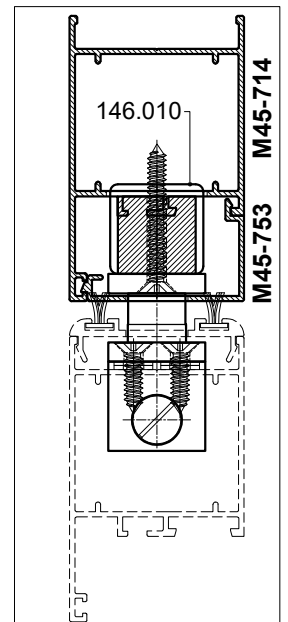
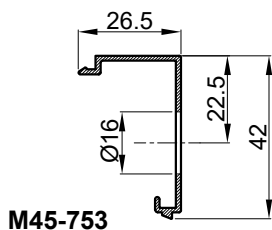


"2-2"

Prije obrade glodalom $\varnothing 4$,
na profilu potrebno skinuti zube, (obradu
raditi sa unutrašnje strane profila)
Before processing with milling cutter
 $\varnothing 4$, remove the side of the grooves,
(processing to be done from the internal
side of the profile)

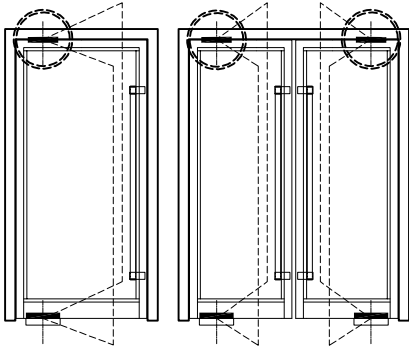


PRESJEK 1-1
CROSS SECTION 1-1



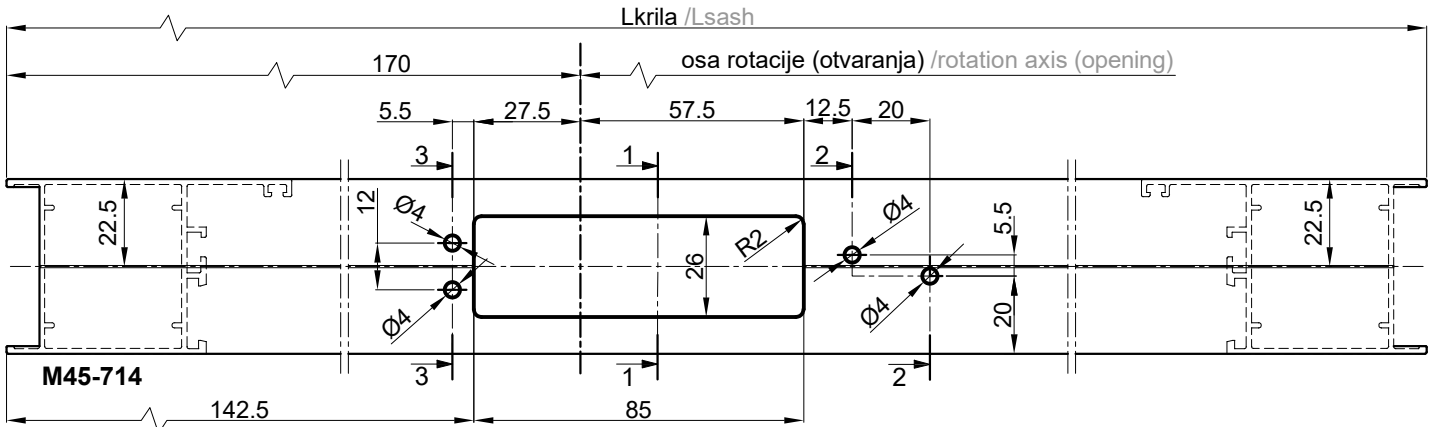
OBRADA PROFILA KRILA M45-714 I PROFILA MASKE P45-644 ZA PRIHVAT SKLOPA GORNJEG MEHANIZMA MIMOKRETNIH VRATA - 146.010

PROCESSING OF SASH PROFILE M45-714 AND MASK PROFILE P45-644 FOR UPPER MECHANISM ASSEMBLY OF PUSH AND PULL DOOR - 146.010

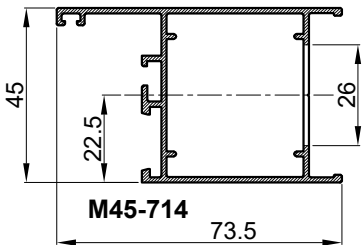


Napomena /Remark:

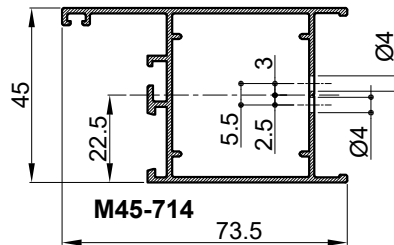
- kut pilanja profila /profile sawing angle M45-71445-45
- kut pilanja profila /profile sawing angle P45-64445-45



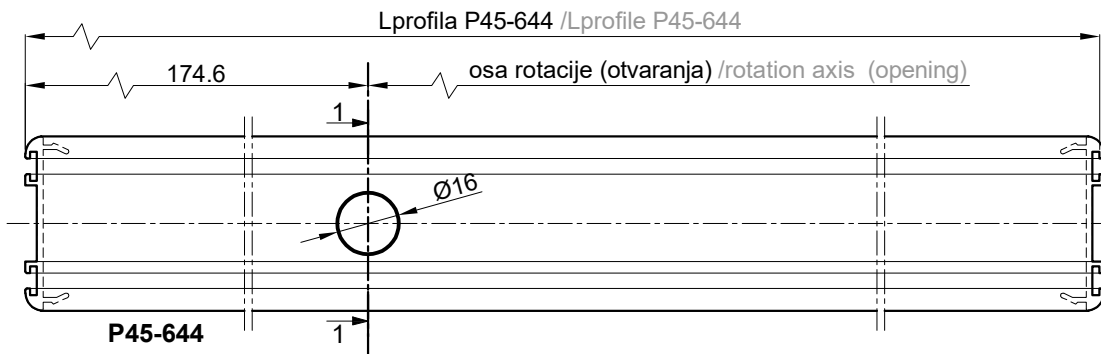
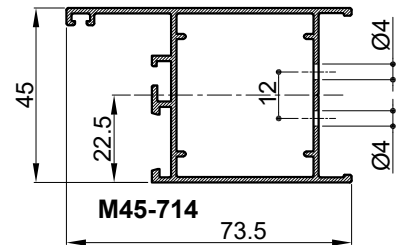
PRESJEK 1-1
CROSS SECTION 1-1



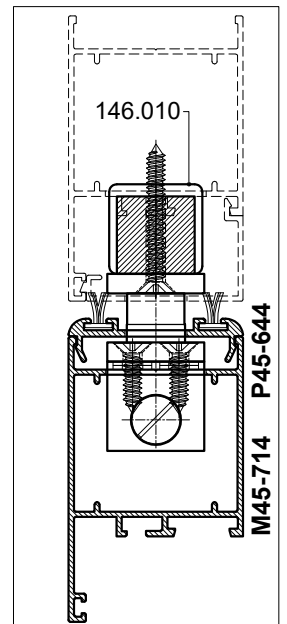
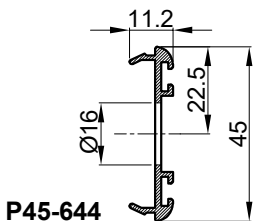
PRESJEK 2-2
CROSS SECTION 2-2



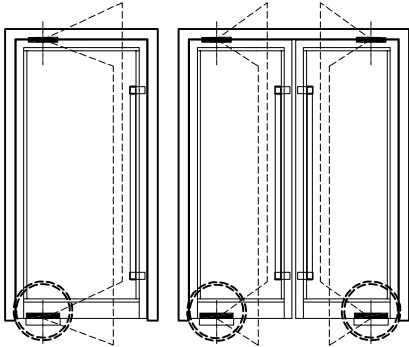
PRESJEK 3-3
CROSS SECTION 3-3



PRESJEK 1-1
CROSS SECTION 1-1

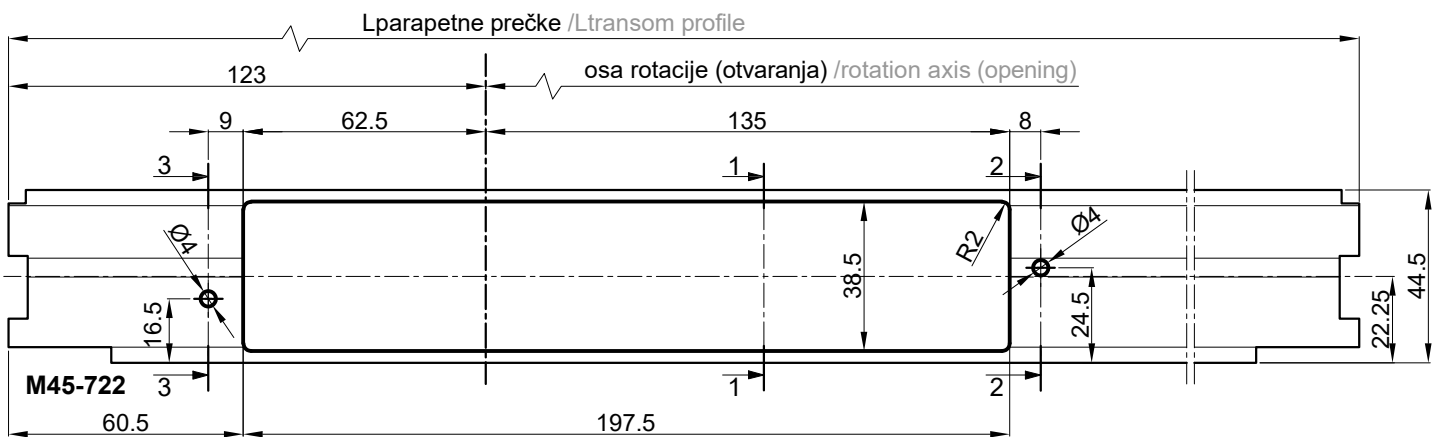


OBRADA PROFILA PARAPETNE PREČKE M45-722 ZA PRIHVAT SKLOPA AUTOMATA U KRILU MIMOKRETNIH VRATA
-140.086
PROCESSING OF TRANSOM PROFILE M45-722 FOR CLOSING DEVICE ASSEMBLY OF LEAF PROFILE AT PUSH AND
PULL DOOR -140.086

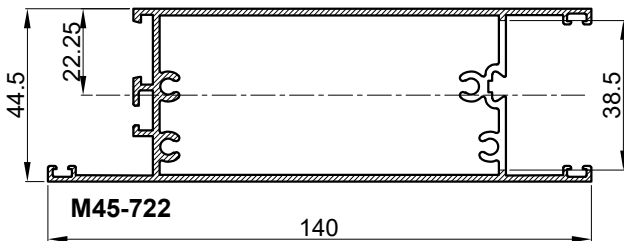


Napomena /Remark:

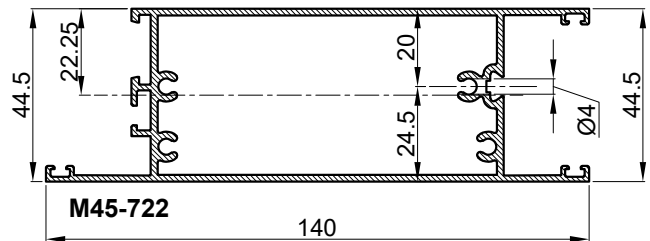
- kut pilanja profila M45-72290-90
- obrada profila snopom glodala.....art. 220.003
- obrada profila na glodalici ili obradnom centru
- profile sawing angle M45-722.....90-90
- processing of the profile with milling cutter tool..... art. 220.003
- processing of the profile on a milling machine or a CNC machine



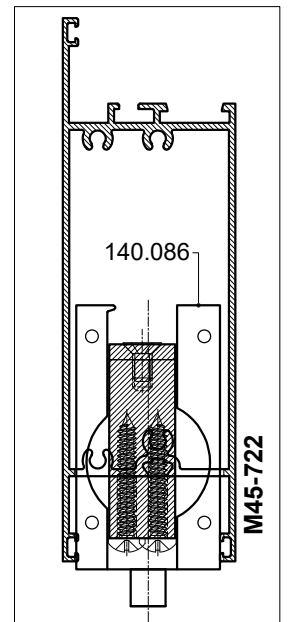
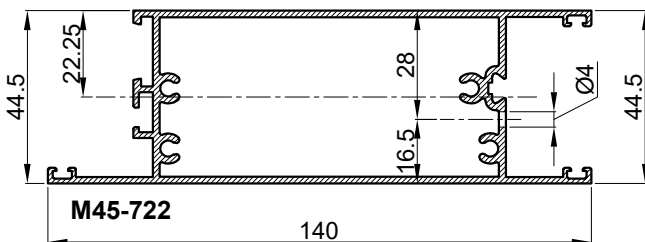
PRESJEK 1-1
CROSS SECTION 1-1



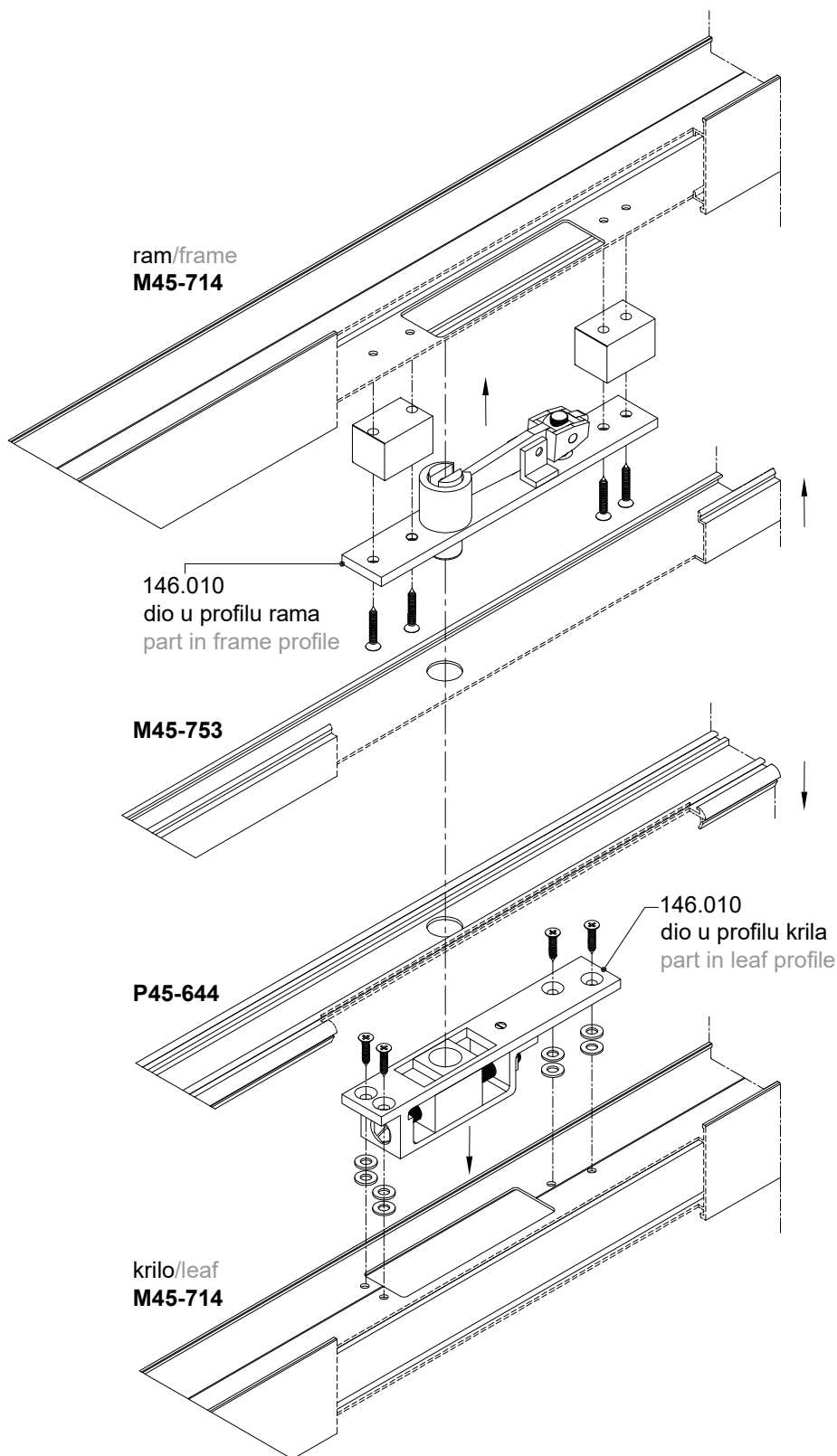
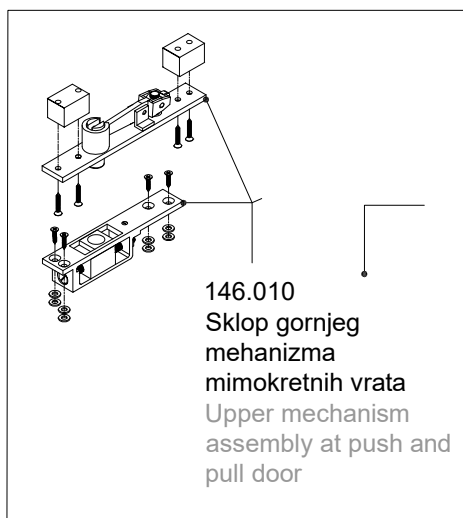
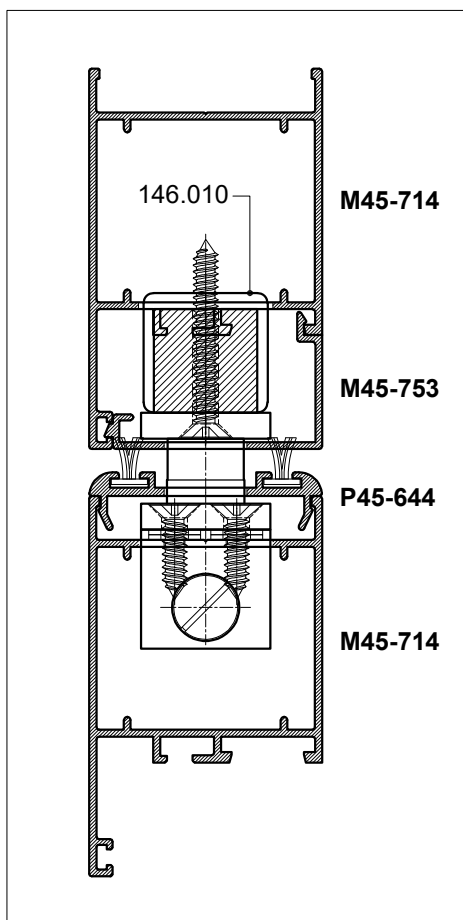
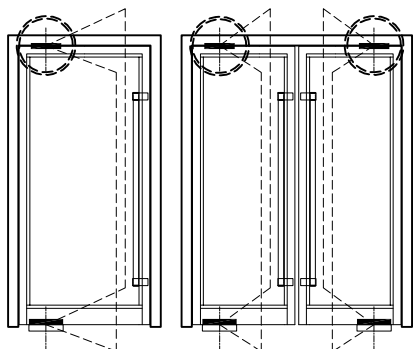
PRESJEK 2-2
CROSS SECTION 2-2



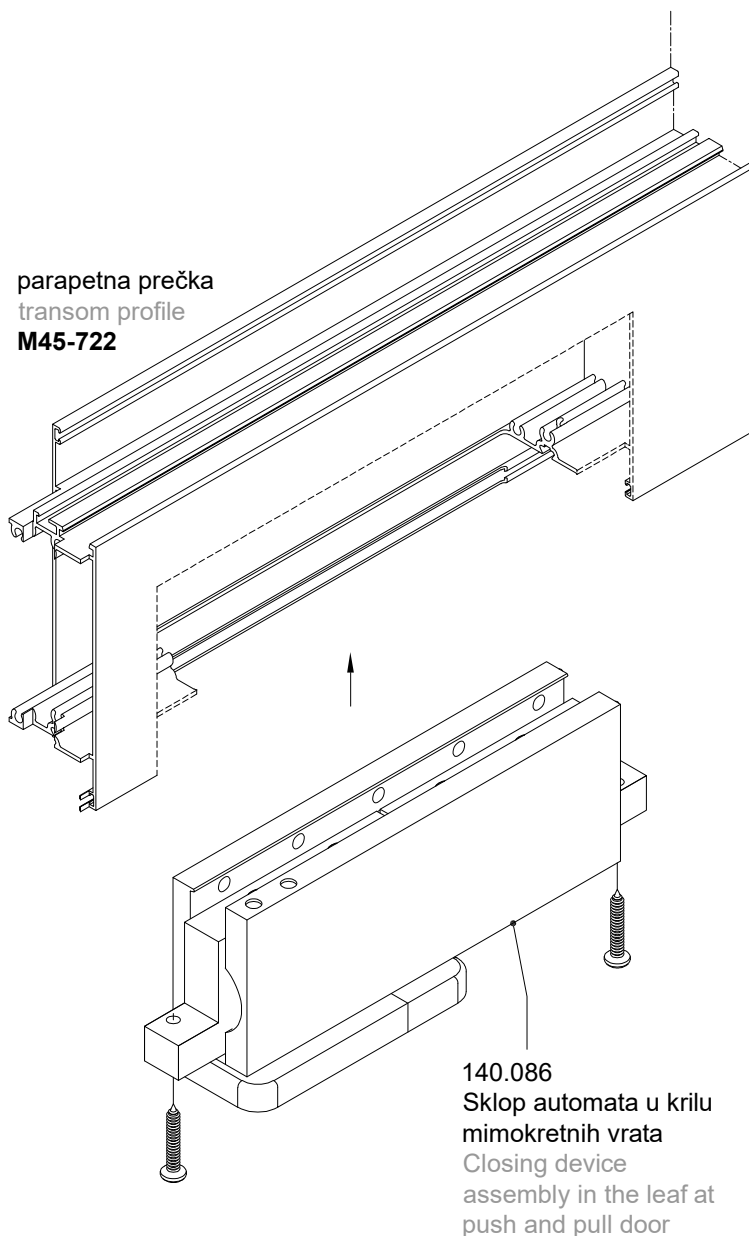
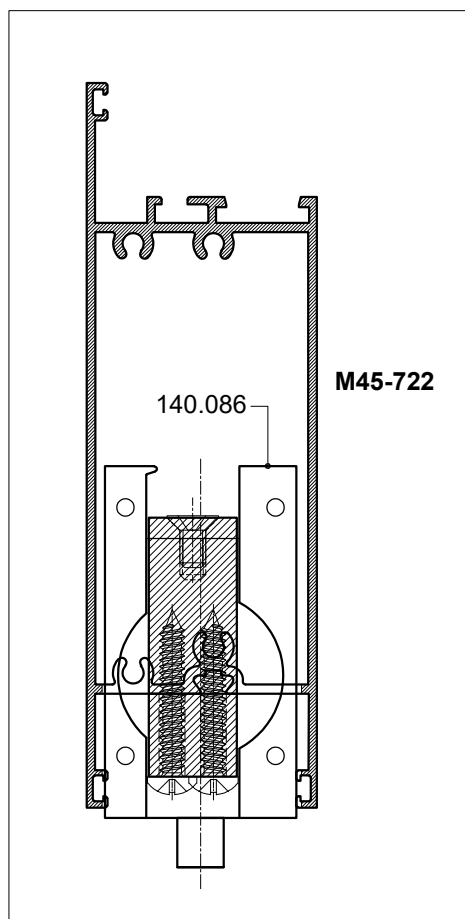
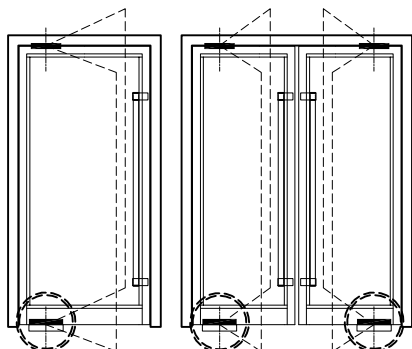
PRESJEK 3-3
CROSS SECTION 3-3



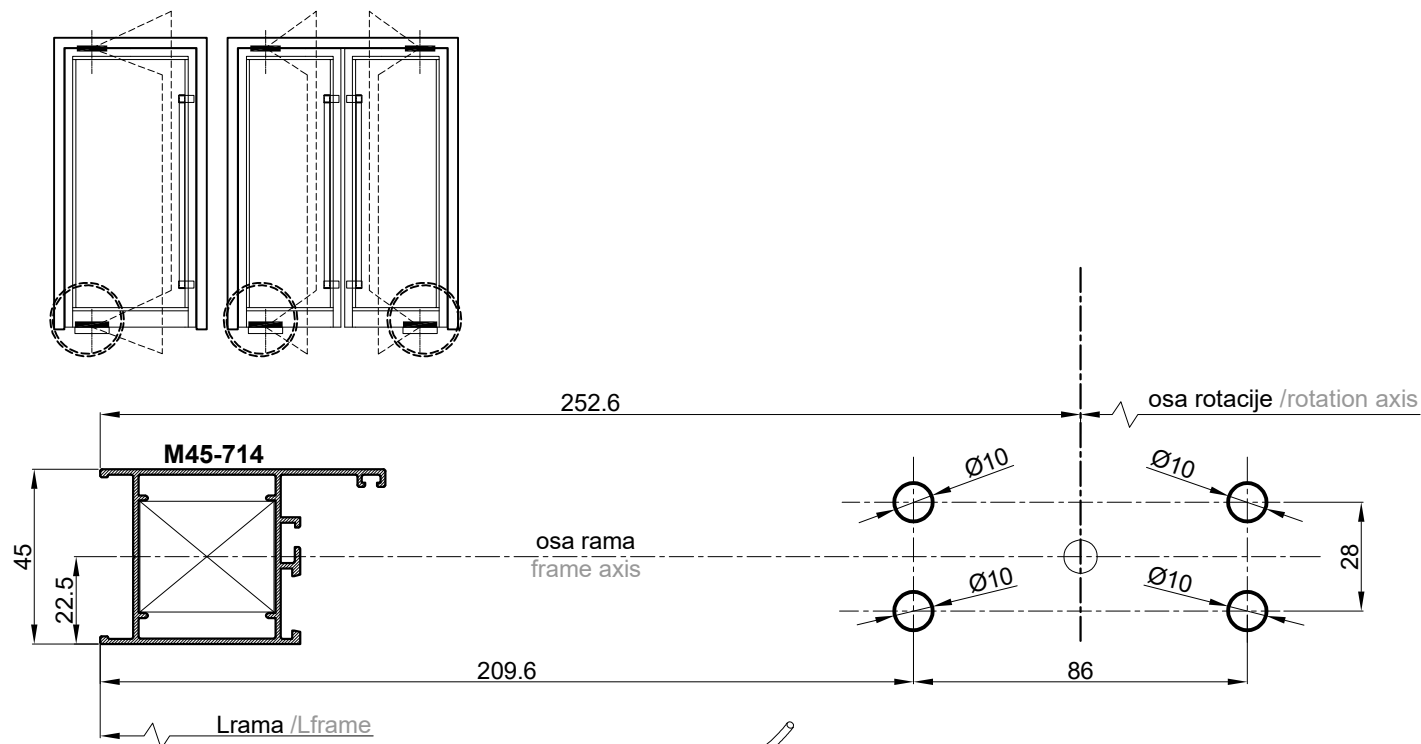
MONTIRANJE SKLOPA GORNJEG MEHANIZMA U PROFIL RAMA I KRILA MIMOKRETNIH VRATA - 146.010
MONTAGE OF THE UPPER MECHANISM ASSEMBLY IN THE FRAME AND LEAF PROFILE OF PUSH AND PULL DOOR - 146.010



MONTIRANJE SKLOPA AUTOMATA U PROFIL PARAPETNE PREČKE - KRILU MIMOKRETNIH VRATA - 140.086
MONTAGE OF CLOSING DEVICE IN TRANSOM PROFILE - THE LEAF PROFILE AT PUSH AND PULL DOOR
- 140.086

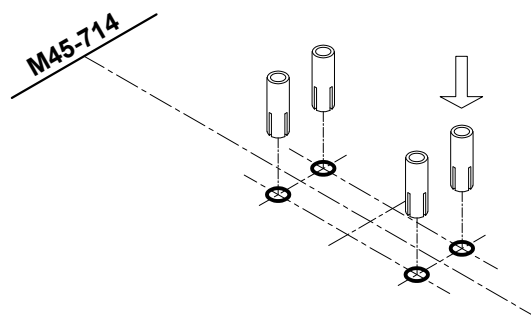
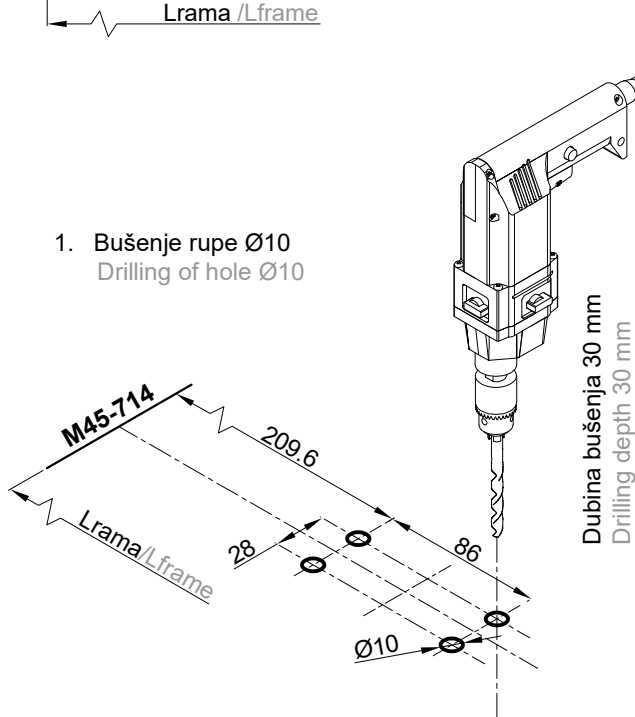


MONTIRANJE PLOČICE AUTOMATA U POD -140.086
MONTAGE OF THE CLOSING DEVICE PLATE ON THE FLOOR -140.086



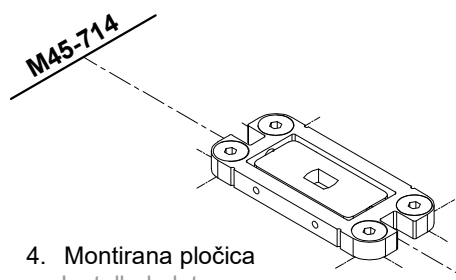
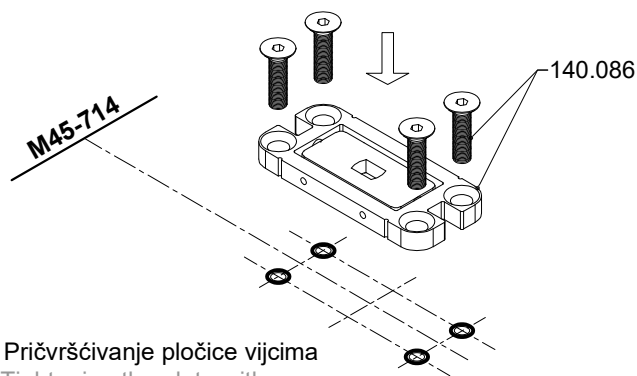
1. Bušenje rupe Ø10
Drilling of hole Ø10

2. Postavljanje čahura za prihvat vijka
Installing of screw dowel

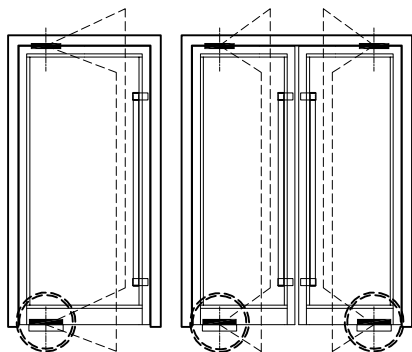


3. Pričvršćivanje pločice vijcima
Tightening the plate with screws

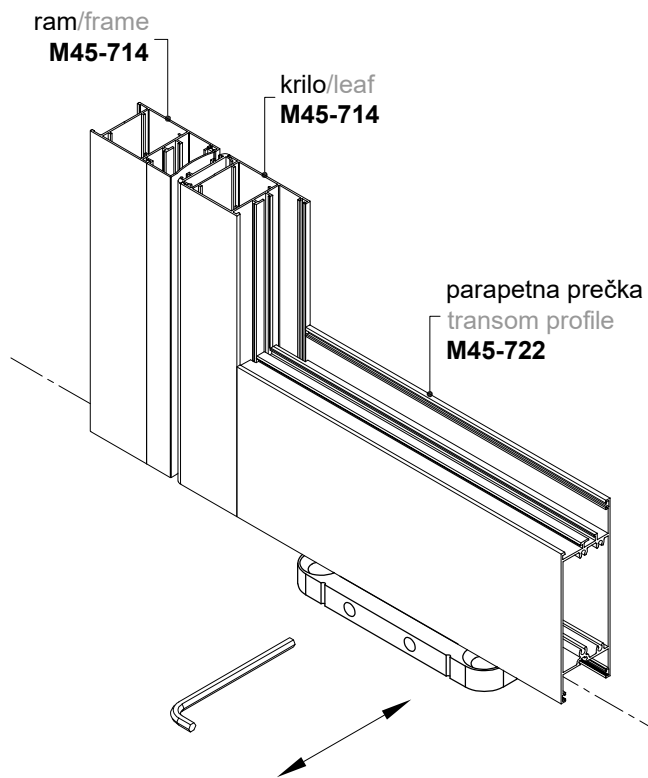
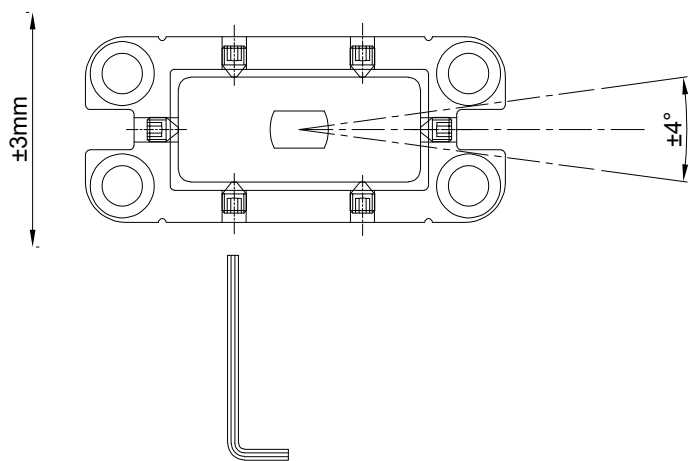
4. Montirana pločica
Installed plate



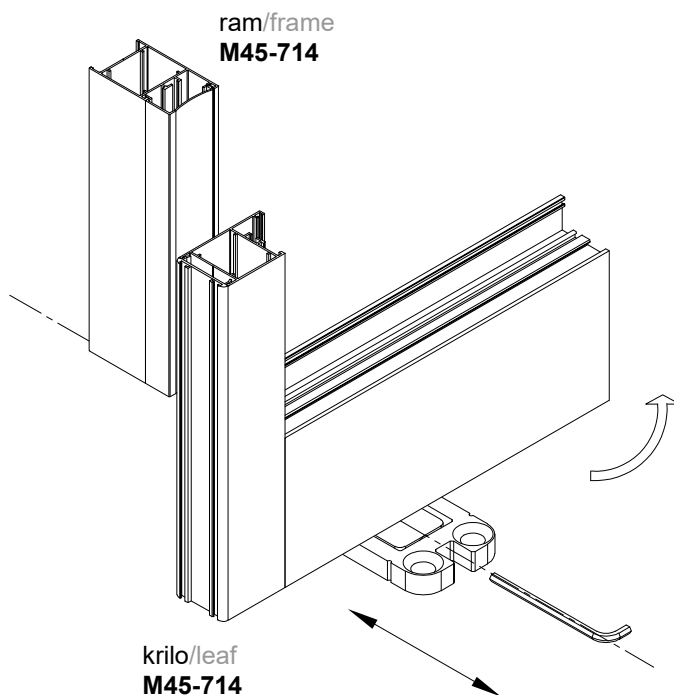
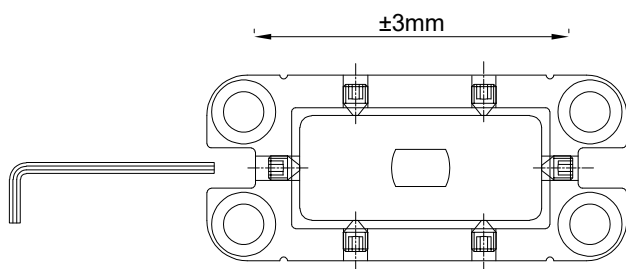
PODEŠAVANJE PLOČICE AUTOMATA -140.086
MONTAGE OF CLOSING DEVICE PLATE - 140.086



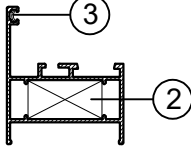
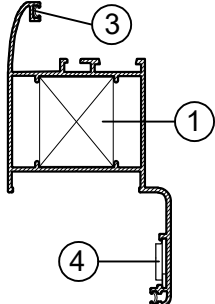
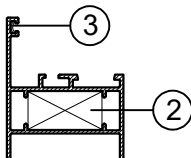
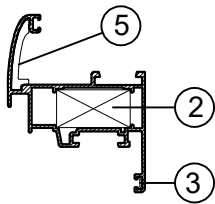
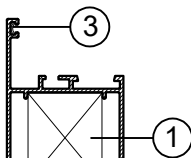
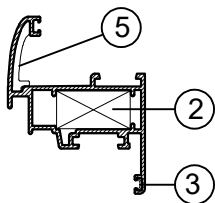
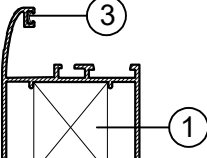
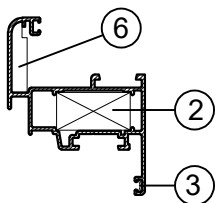
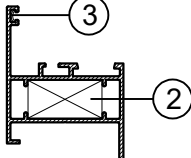
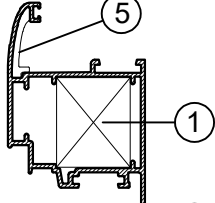
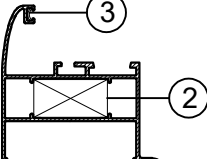
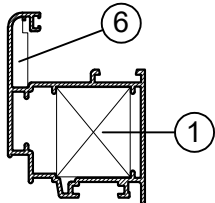
1. Podešavanje pozicije pločice po osi rama
Adjusting the position of the plate along the frame axis



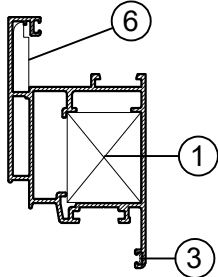
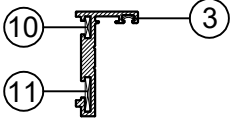
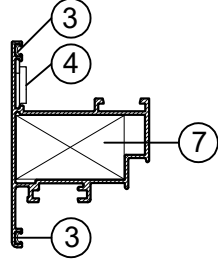
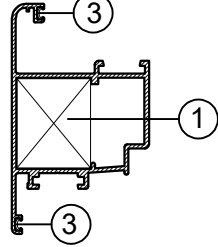
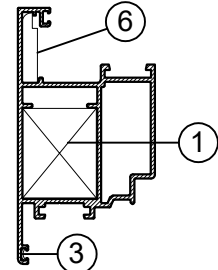
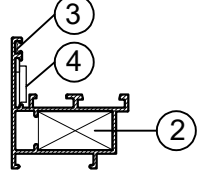
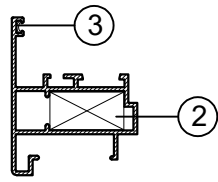
2. Podešavanje pozicije pločice okomito na osu rama
Adjusting the position of the plate perpendicular to the frame axis



PRIKAZ KUTNIKA U PROFILIMA DISPLAY OF CORNER BRACKETS IN PROFILES

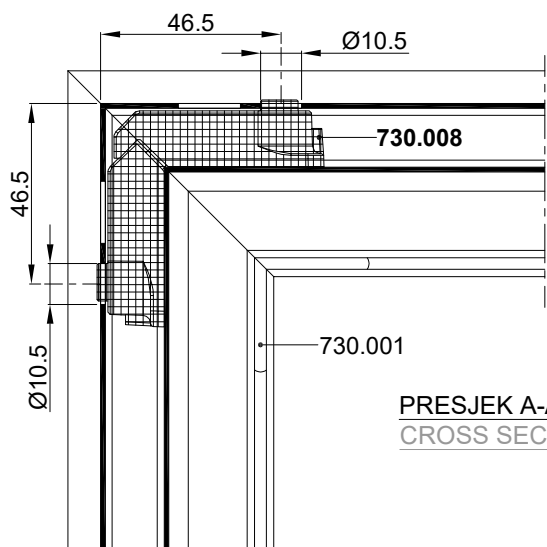
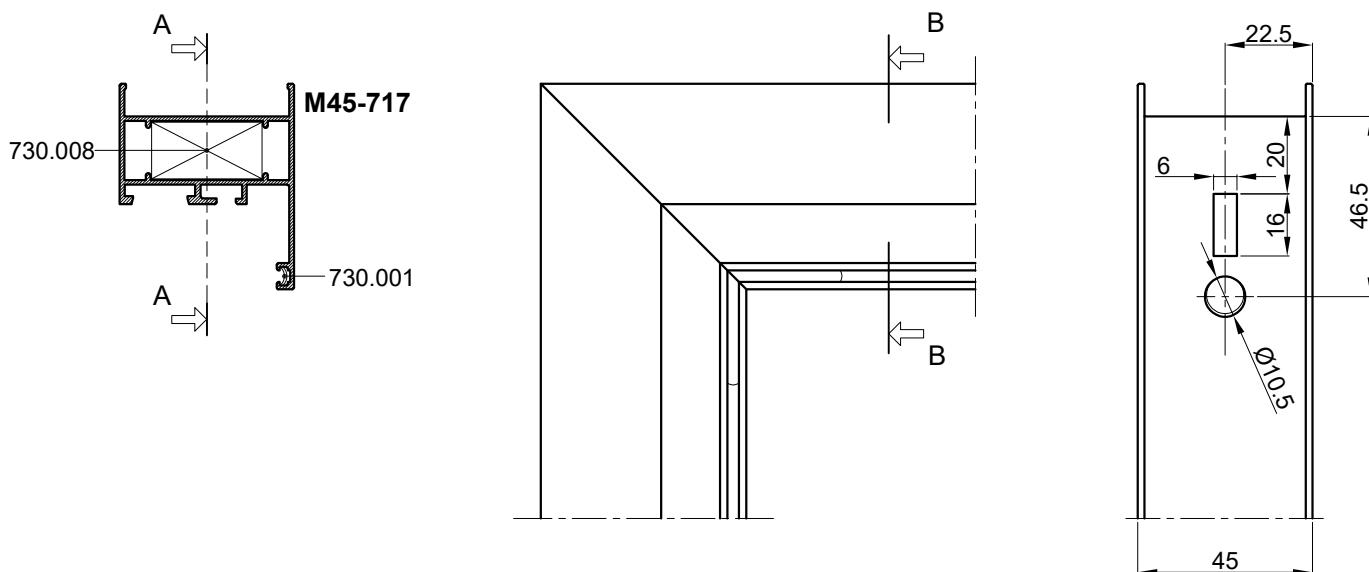
| | | | | | | | |
|---------|---|---|---------|---------|---|---|---------|
| M45-717 |  | ② | 730.008 | M45-716 |  | ① | 730.009 |
| | | | 710.450 | | | | 710.059 |
| | | | 710.458 | | | | 710.072 |
| | | | 731.001 | | | ③ | 730.001 |
| | | ③ | 730.001 | | | ④ | 731.010 |
| M45-713 |  | ② | 730.008 | M45-737 |  | ② | 730.008 |
| | | | 710.450 | | | | 710.450 |
| | | | 710.458 | | | | 710.458 |
| | | | 731.001 | | | | 731.001 |
| | | ③ | 730.001 | | | ⑤ | 730.005 |
| | | | | | | ③ | 730.001 |
| M45-714 |  | ① | 730.009 | M45-731 |  | ② | 730.008 |
| | | | 710.059 | | | | 710.450 |
| | | | 710.072 | | | | 710.458 |
| | | ③ | 730.001 | | | | 731.001 |
| | | | | | | ⑤ | 730.005 |
| | | | | | | ③ | 730.001 |
| M45-712 |  | ① | 730.009 | M45-734 |  | ② | 730.008 |
| | | | 710.059 | | | | 710.450 |
| | | | 710.072 | | | | 710.458 |
| | | ③ | 730.001 | | | | 731.001 |
| | | | | | | ⑥ | 730.010 |
| | | | | | | ③ | 730.003 |
| | | | | | | ③ | 730.001 |
| M45-715 |  | ② | 730.008 | M45-730 |  | ① | 730.009 |
| | | | 710.450 | | | | 710.059 |
| | | | 710.458 | | | | 710.072 |
| | | | 731.001 | | | ⑤ | 730.005 |
| | | ③ | 730.001 | | | ③ | 730.001 |
| M45-718 |  | ② | 730.008 | M45-701 |  | ① | 730.009 |
| | | | 710.450 | | | | 710.059 |
| | | | 710.458 | | | | 710.072 |
| | | | 731.001 | | | ⑥ | 730.010 |
| | | ③ | 730.001 | | | ③ | 730.003 |
| | | ④ | 731.010 | | | ③ | 730.001 |

PRIKAZ KUTNIKA U PROFILIMA DISPLAY OF CORNER BRACKETS IN PROFILES

| | | | | | | | | | | | | | | | |
|---------|---|--|---|---------|---------|---------|---------|---------|---------|---|---------|---------------|---|---|---------|
| M45-760 |  | <table border="1"> <tr> <td rowspan="3">①</td> <td>730.009</td> </tr> <tr> <td>710.059</td> </tr> <tr> <td>710.072</td> </tr> <tr> <td rowspan="2">⑥</td> <td>730.010</td> </tr> <tr> <td>730.003</td> </tr> <tr> <td>③</td> <td>730.001</td> </tr> </table> | ① | 730.009 | 710.059 | 710.072 | ⑥ | 730.010 | 730.003 | ③ | 730.001 | F-1686 |  | ③ | 730.001 |
| | | | | ① | 730.009 | | | | | | | | | | |
| 710.059 | | | | | | | | | | | | | | | |
| 710.072 | | | | | | | | | | | | | | | |
| ⑥ | 730.010 | | | | | | | | | | | | | | |
| | 730.003 | | | | | | | | | | | | | | |
| ③ | 730.001 | | | | | | | | | | | | | | |
| ⑩ | 710.536 | | | | | | | | | | | | | | |
| | | | | | ⑪ | 710.537 | | | | | | | | | |
| M45-736 |  | <table border="1"> <tr> <td>⑦</td> <td>710.208</td> </tr> <tr> <td>③</td> <td>730.001</td> </tr> <tr> <td>④</td> <td>731.010</td> </tr> </table> | ⑦ | 710.208 | ③ | 730.001 | ④ | 731.010 | | | | | | | |
| ⑦ | 710.208 | | | | | | | | | | | | | | |
| ③ | 730.001 | | | | | | | | | | | | | | |
| ④ | 731.010 | | | | | | | | | | | | | | |
| M45-707 |  | <table border="1"> <tr> <td rowspan="3">①</td> <td>730.009</td> </tr> <tr> <td>710.059</td> </tr> <tr> <td>710.072</td> </tr> <tr> <td>③</td> <td>730.001</td> </tr> </table> | ① | 730.009 | 710.059 | 710.072 | ③ | 730.001 | | | | | | | |
| ① | 730.009 | | | | | | | | | | | | | | |
| | 710.059 | | | | | | | | | | | | | | |
| | 710.072 | | | | | | | | | | | | | | |
| ③ | 730.001 | | | | | | | | | | | | | | |
| M45-761 |  | <table border="1"> <tr> <td rowspan="3">①</td> <td>730.009</td> </tr> <tr> <td>710.059</td> </tr> <tr> <td>710.072</td> </tr> <tr> <td rowspan="2">⑥</td> <td>730.010</td> </tr> <tr> <td>730.003</td> </tr> <tr> <td>③</td> <td>730.001</td> </tr> </table> | ① | 730.009 | 710.059 | 710.072 | ⑥ | 730.010 | 730.003 | ③ | 730.001 | | | | |
| ① | 730.009 | | | | | | | | | | | | | | |
| | 710.059 | | | | | | | | | | | | | | |
| | 710.072 | | | | | | | | | | | | | | |
| ⑥ | 730.010 | | | | | | | | | | | | | | |
| | 730.003 | | | | | | | | | | | | | | |
| ③ | 730.001 | | | | | | | | | | | | | | |
| M45-757 |  | <table border="1"> <tr> <td rowspan="4">②</td> <td>730.008</td> </tr> <tr> <td>710.450</td> </tr> <tr> <td>710.458</td> </tr> <tr> <td>731.001</td> </tr> <tr> <td>③</td> <td>730.001</td> </tr> <tr> <td>④</td> <td>731.010</td> </tr> </table> | ② | 730.008 | 710.450 | 710.458 | 731.001 | ③ | 730.001 | ④ | 731.010 | | | | |
| ② | 730.008 | | | | | | | | | | | | | | |
| | 710.450 | | | | | | | | | | | | | | |
| | 710.458 | | | | | | | | | | | | | | |
| | 731.001 | | | | | | | | | | | | | | |
| ③ | 730.001 | | | | | | | | | | | | | | |
| ④ | 731.010 | | | | | | | | | | | | | | |
| M45-710 |  | <table border="1"> <tr> <td rowspan="4">②</td> <td>730.008</td> </tr> <tr> <td>710.450</td> </tr> <tr> <td>710.458</td> </tr> <tr> <td>731.001</td> </tr> <tr> <td>③</td> <td>730.001</td> </tr> </table> | ② | 730.008 | 710.450 | 710.458 | 731.001 | ③ | 730.001 | | | | | | |
| ② | 730.008 | | | | | | | | | | | | | | |
| | 710.450 | | | | | | | | | | | | | | |
| | 710.458 | | | | | | | | | | | | | | |
| | 731.001 | | | | | | | | | | | | | | |
| ③ | 730.001 | | | | | | | | | | | | | | |

SPAJANJE PROFILA M45-717 KUTNIKOM 730.008
CONNECTION OF PROFILE M45-717 WITH CORNER BRACKET 730.008

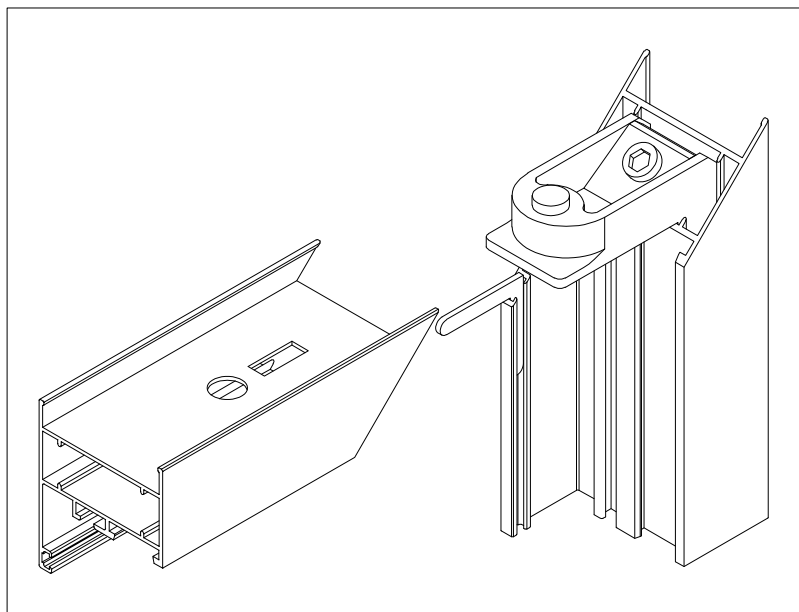
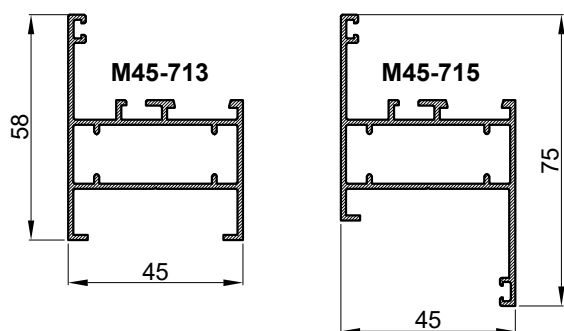
PRESJEK B-B
CROSS SECTION B-B



PRESJEK A-A
CROSS SECTION A-A

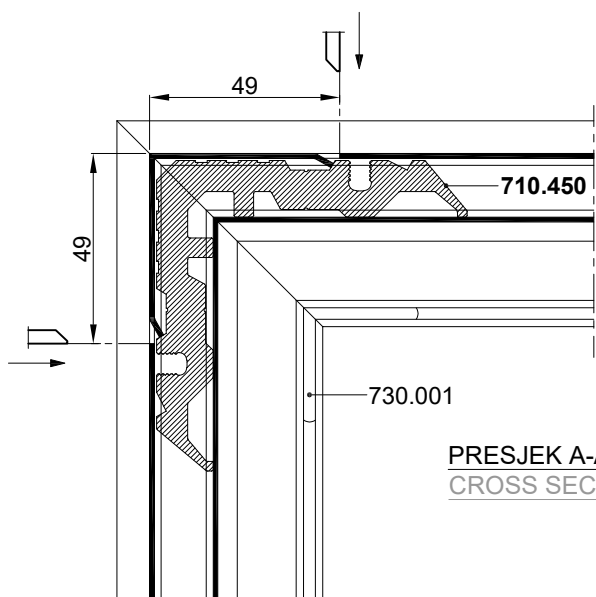
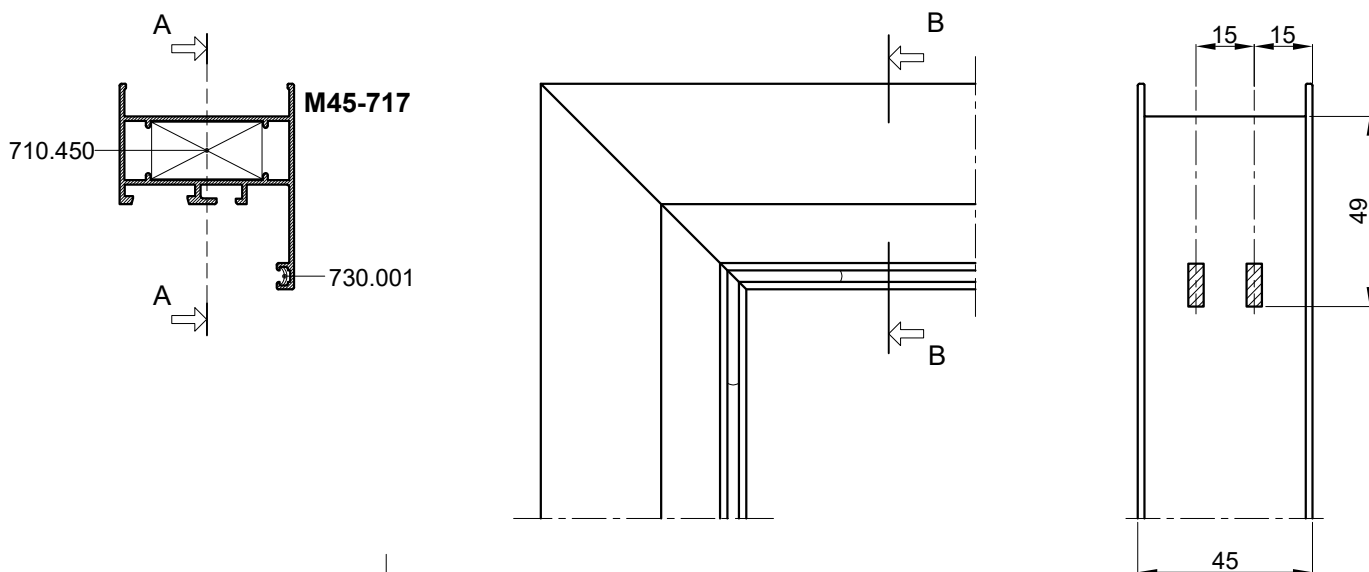
Spajanje kutnikom 730.008
predobradom štancanja
Connectin with corner bracket 730.008
with punching preprocessing

OVAJ RASPORED I NAČIN SPAJANJA KUTNICIMA
PRIMJENJIV JE I NA PROFILE RAMA: M45-713 i M45-715
THIS ARRANGEMENT AND BIDDING METHOD WITH
CORNER BRACKETS IS ALSO APPLICABLE FOR
FRAME PROFILES M45-713 and M45-715



SPAJANJE PROFILA M45-717 KUTNIKOM 710.450
CONNECTION OF PROFILE M45-717 WITH CORNER BRACKET 710.450

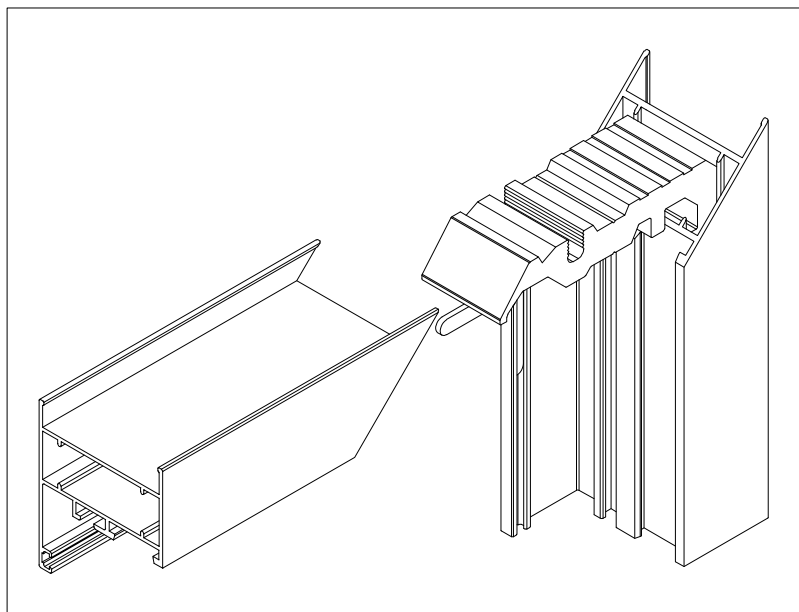
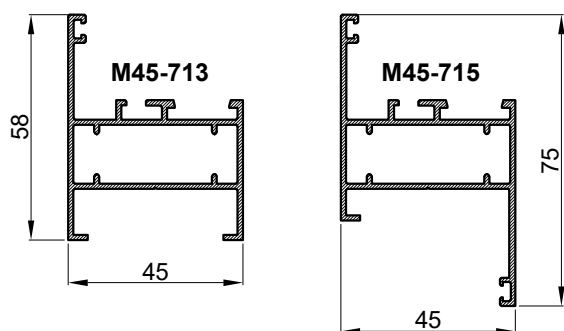
PRESJEK B-B
CROSS SECTION B-B



Spajanje kutnikom 710.450
uprešavanjem stijenke
profila u kutnu spojnicu
Corn. brac. connection 710.450
aluminium profile corner crimping

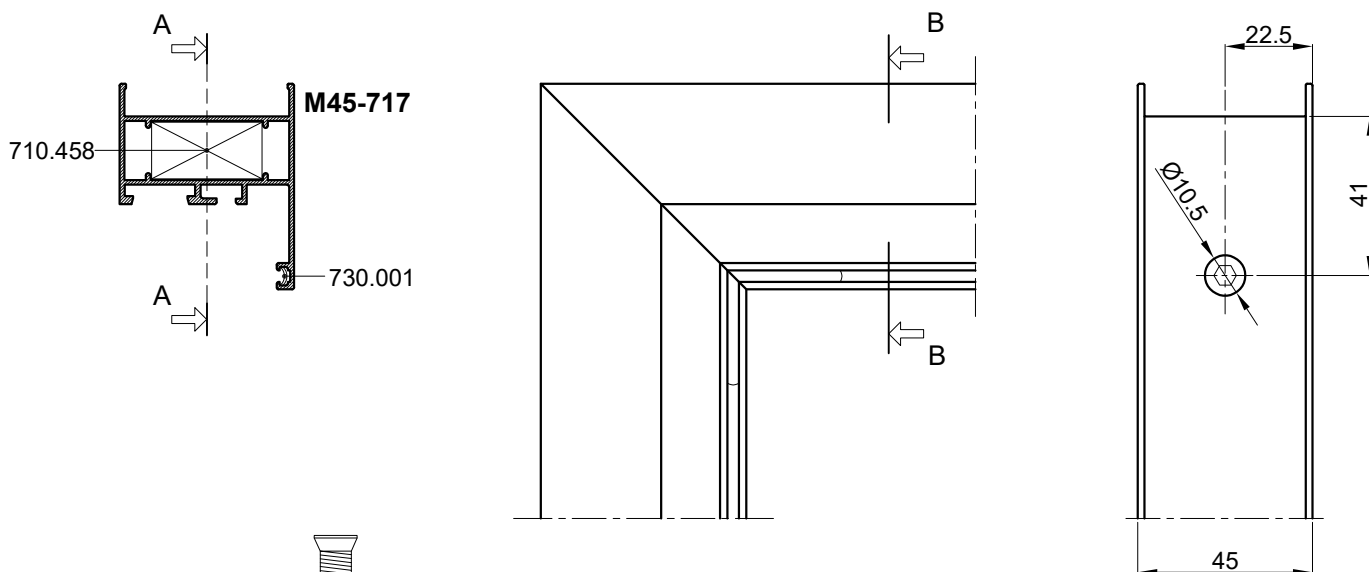
PRESJEK A-A
CROSS SECTION A-A

OVAJ RASPORED I NAČIN SPAJANJA KUTNICIMA
PRIMJENJIV JE I NA PROFILE RAMA: M45-713 i M45-715
THIS ARRANGEMENT AND BIDDING METHOD WITH
CORNER BRACKETS IS ALSO APPLICABLE FOR
FRAME PROFILES M45-713 and M45-715

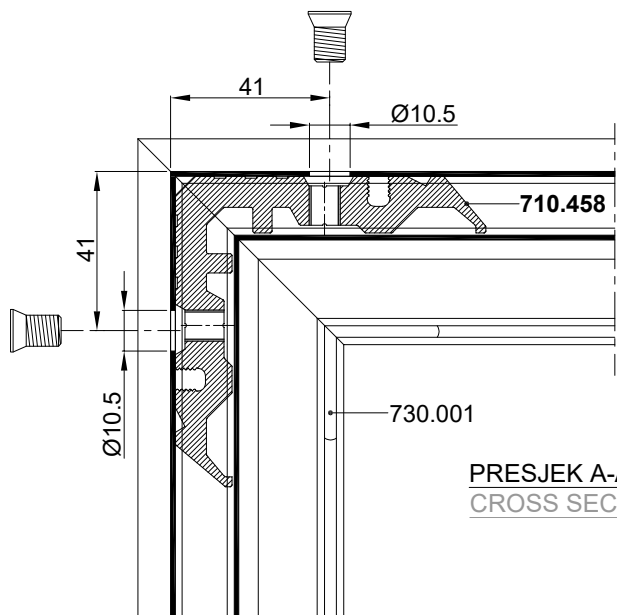


SPAJANJE PROFILA M45-717 KUTNIKOM 710.458
CONNECTION OF PROFILE M45-717 WITH CORNER BRACKET 710.458

PRESJEK B-B
CROSS SECTION B-B

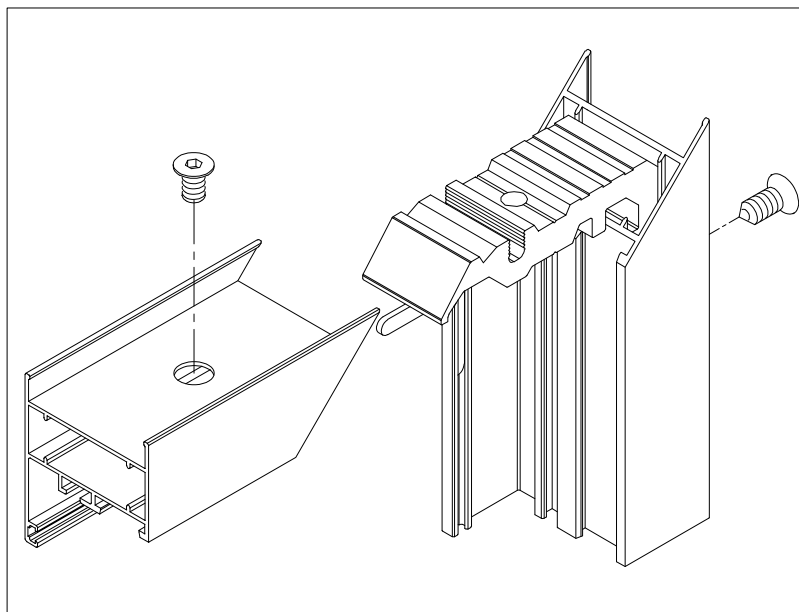
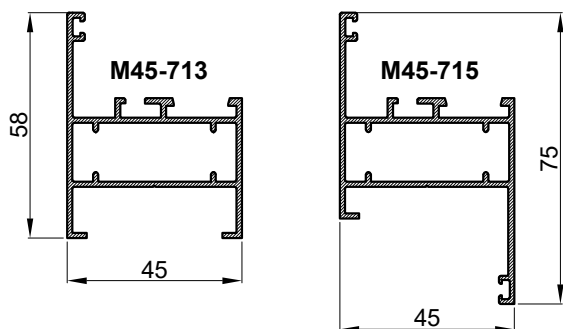


Spajanje kutnikom 710.458
vjcima M8x13 -tip Feal-(štanca S1)
Corner bracket connection 710.458
screws M8x13 -type Feal-(punch S1)



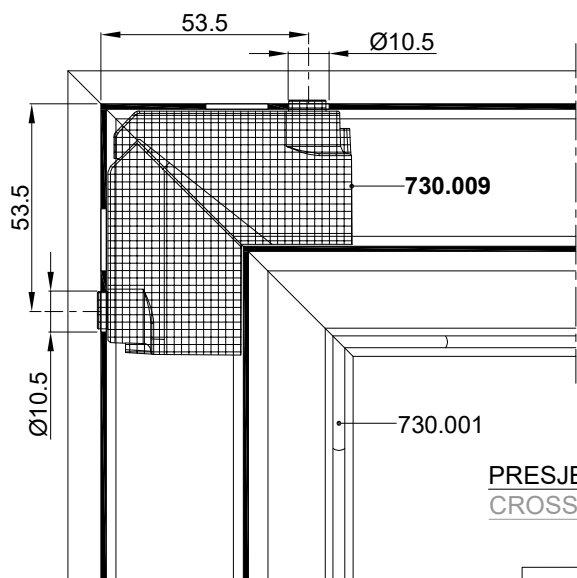
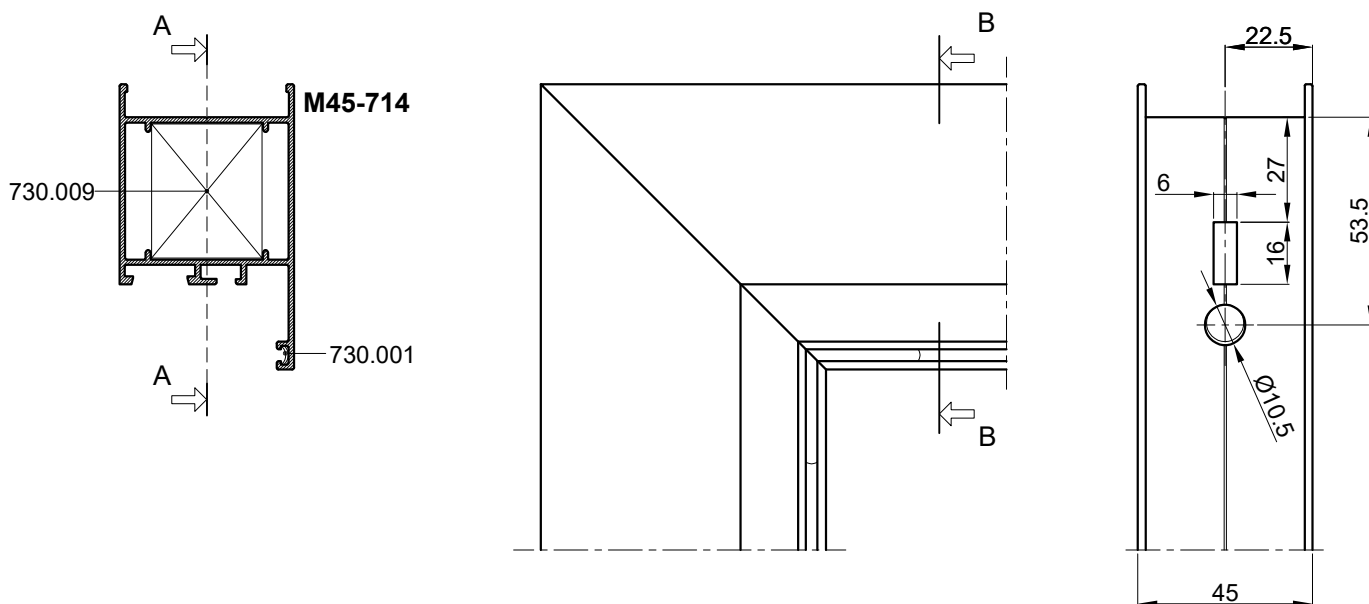
PRESJEK A-A
CROSS SECTION A-A

OVAJ RASPORED I NAČIN SPAJANJA KUTNICIMA
PRIMJENJIV JE I NA PROFILE RAMA: M45-713 i M45-715
THIS ARRANGEMENT AND BIDDING METHOD WITH
CORNER BRACKETS IS ALSO APPLICABLE FOR
FRAME PROFILES M45-713 and M45-715



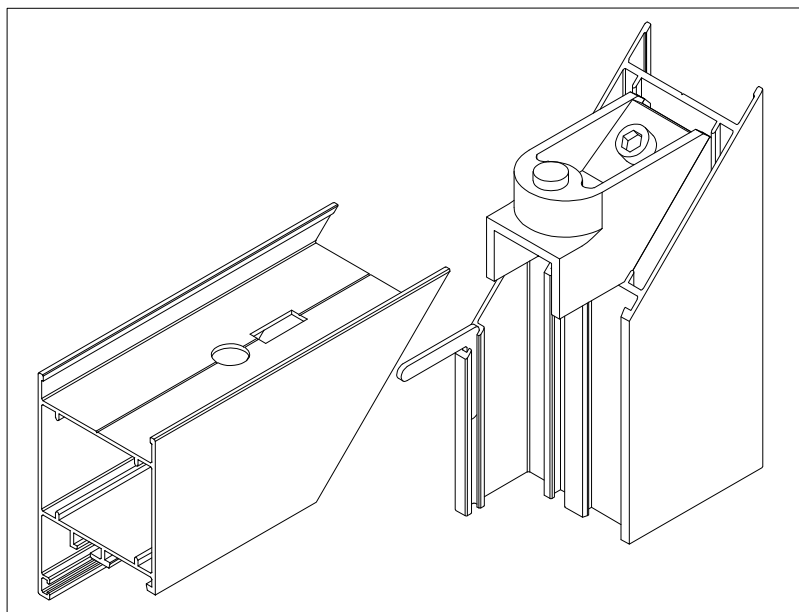
SPAJANJE PROFILA M45-714 KUTNIKOM 730.009
CONNECTION OF PROFILE M45-714 WITH CORNER BRACKET 730.009

PRESJEK B-B
CROSS SECTION B-B



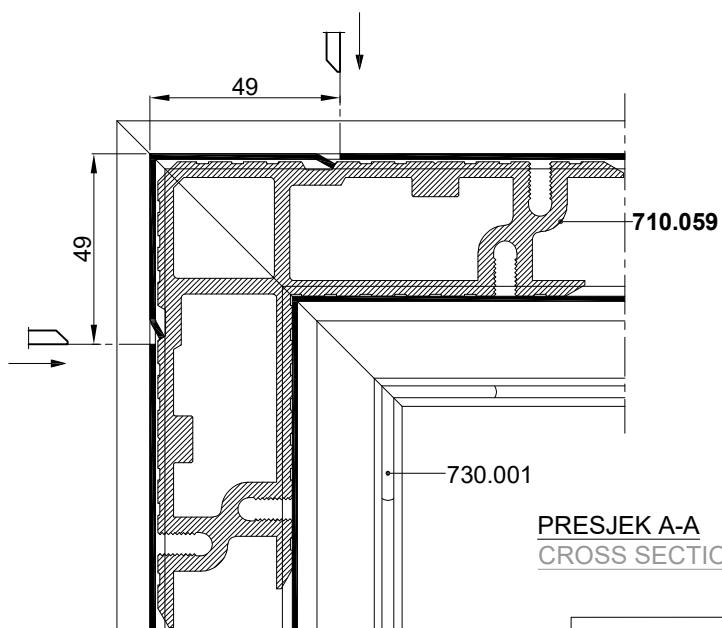
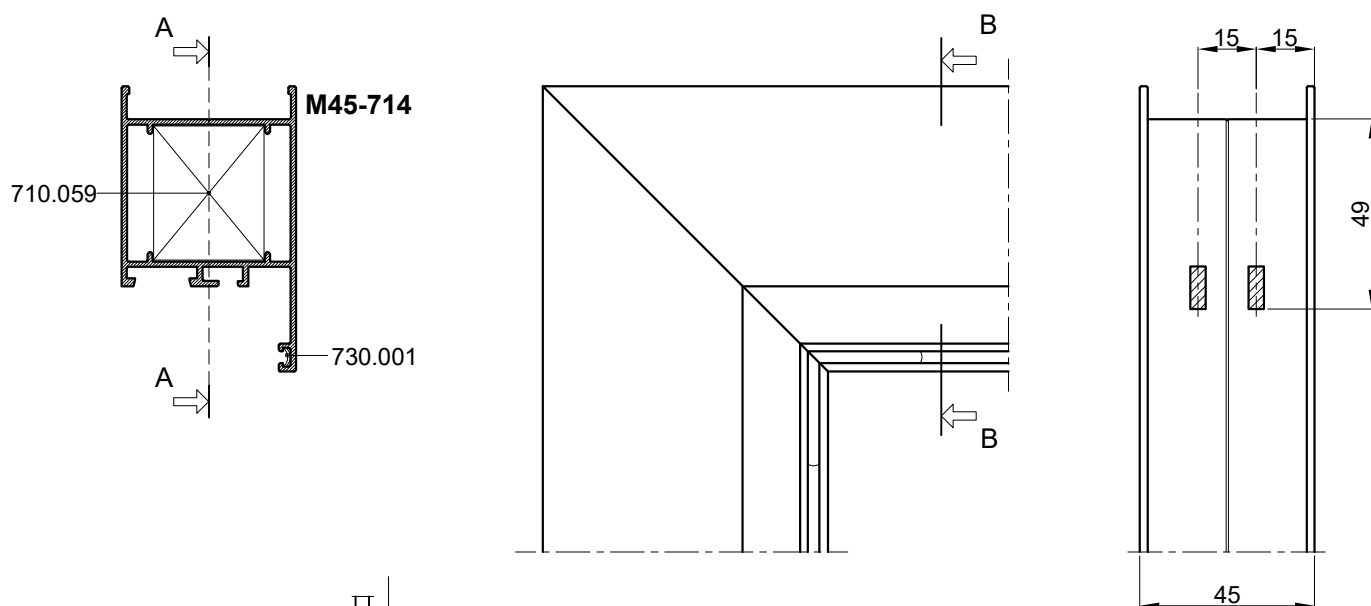
Spajanje kutnikom 730.009
predobradom štanca
Connectin with corner bracket 730.009
with punching preprocessing

PRESJEK A-A
CROSS SECTION A-A



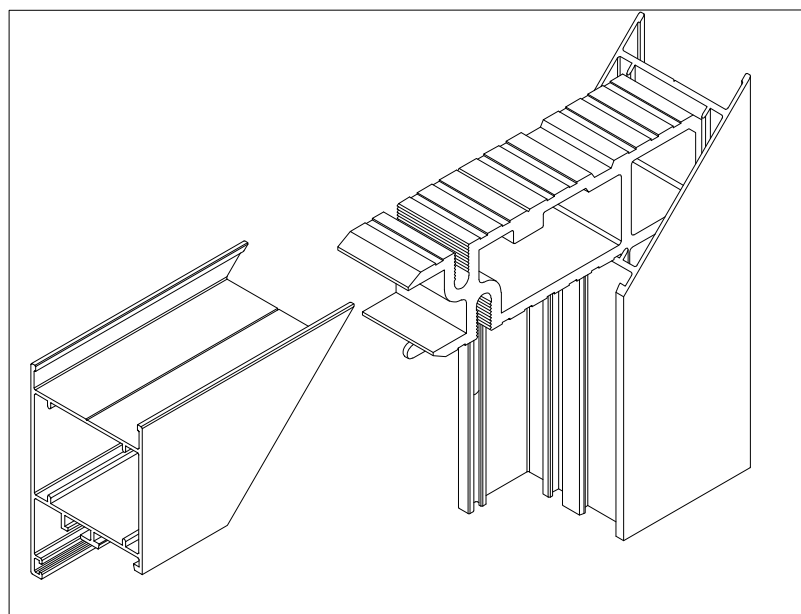
SPAJANJE PROFILA M45-714 KUTNIKOM 710.059
CONNECTION OF PROFILE M45-714 WITH CORNER BRACKET 710.059

PRESJEK B-B
CROSS SECTION B-B



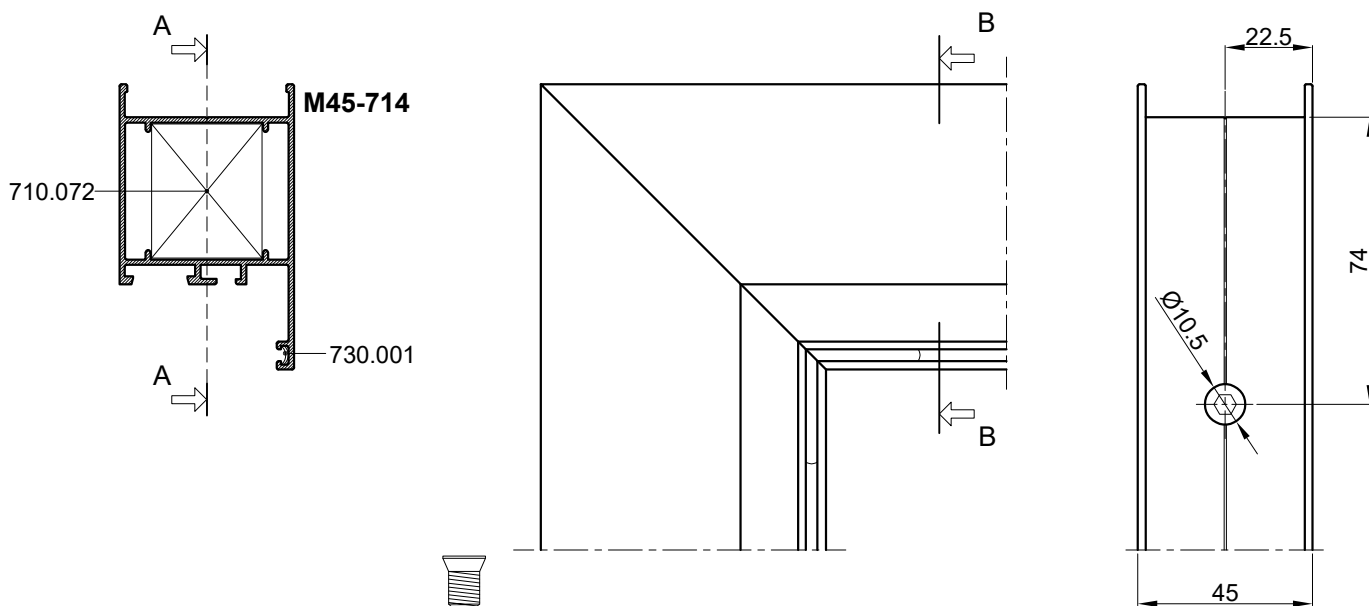
Spajanje kutnikom 710.059
uprešavanjem stijenke
profila u kutnu spojnicu
Corn. brac. connection 710.059
aluminium profile corner crimping

PRESJEK A-A
CROSS SECTION A-A

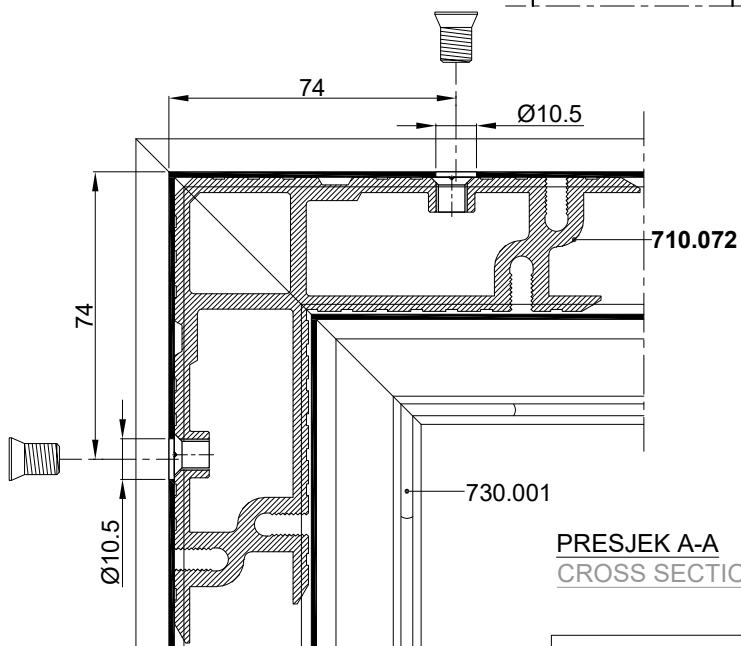


SPAJANJE PROFILA M45-714 KUTNIKOM 710.072
CONNECTION OF PROFILE M45-714 WITH CORNER BRACKET 710.072

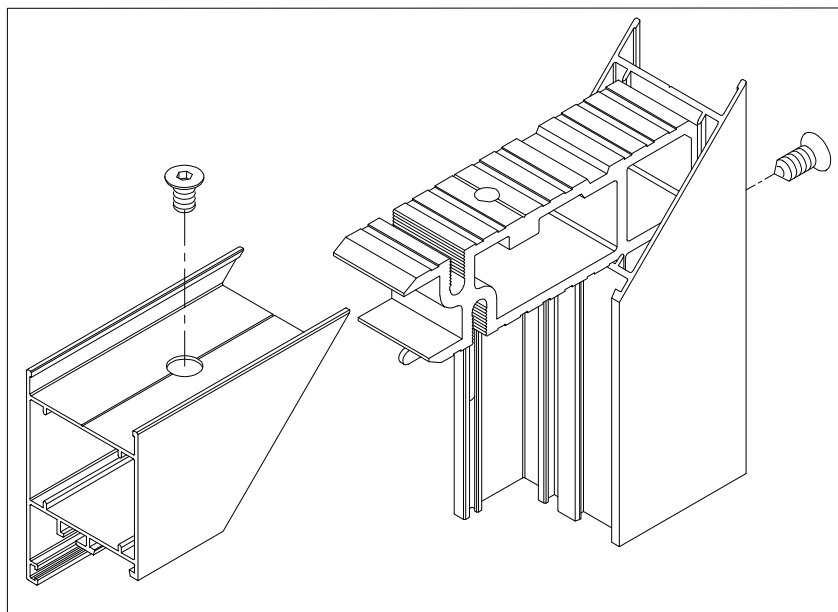
PRESJEK B-B
CROSS SECTION B-B



Spajanje kutnikom 710.072
vijcima M8x13 -tip Feal-(štanca S1)
Corner bracket connection 710.072
screws M8x13 -type Feal-(punch S1)

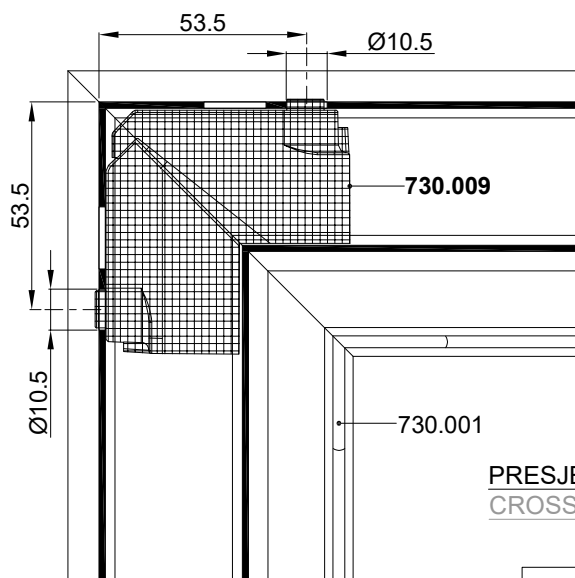
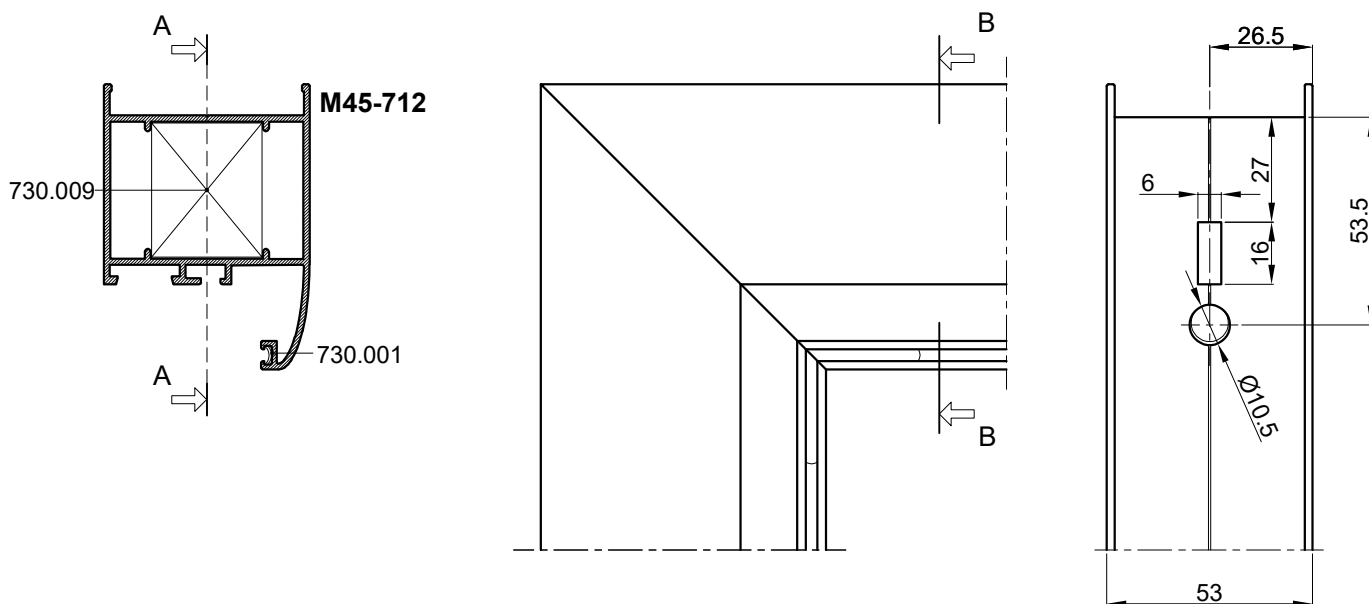


PRESJEK A-A
CROSS SECTION A-A



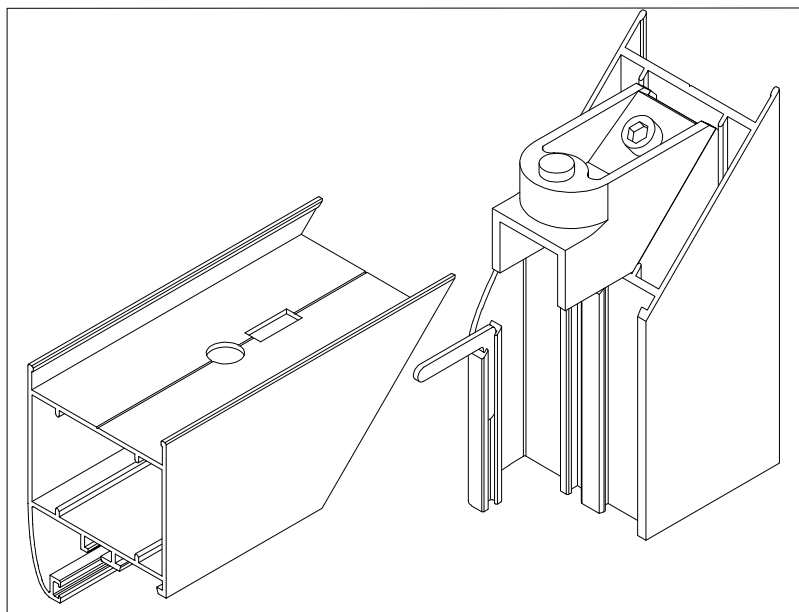
SPAJANJE PROFILA M45-712 KUTNIKOM 730.009
CONNECTION OF PROFILE M45-712 WITH CORNER BRACKET 730.009

PRESJEK B-B
CROSS SECTION B-B



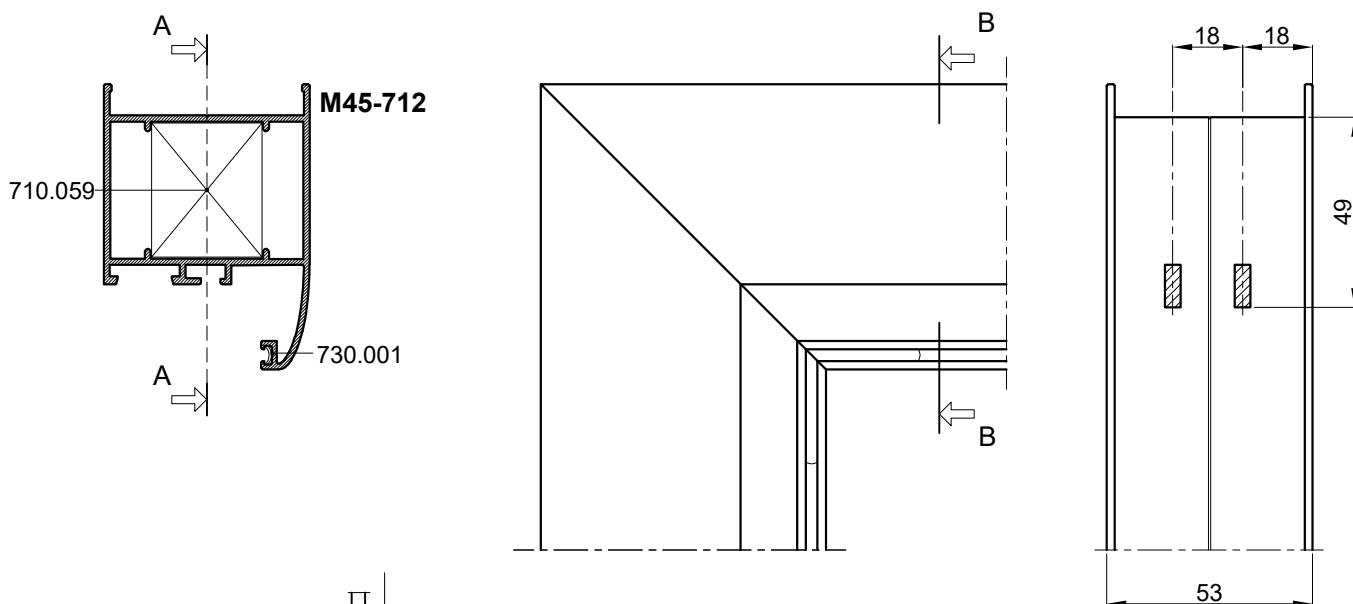
Spajanje kutnikom 730.009
predobradom štanca
Connectin with corner bracket 730.009
with punching preprocessing

PRESJEK A-A
CROSS SECTION A-A

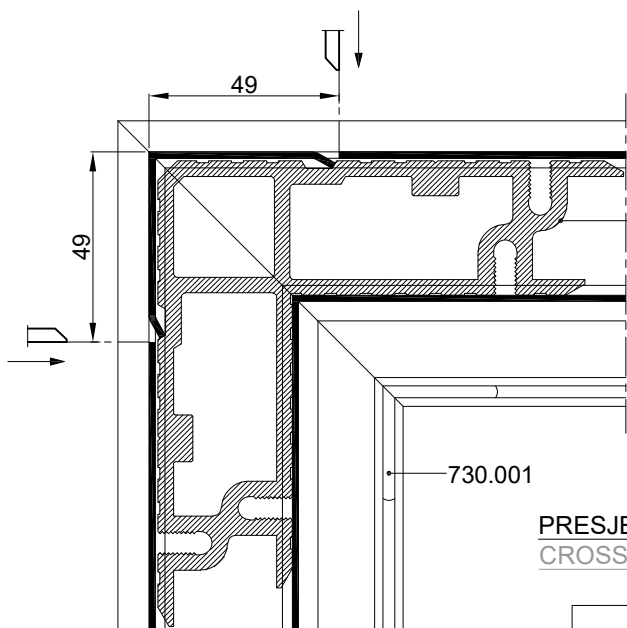


SPAJANJE PROFILA M45-712 KUTNIKOM 710.059
CONNECTION OF PROFILE M45-712 WITH CORNER BRACKET 710.059

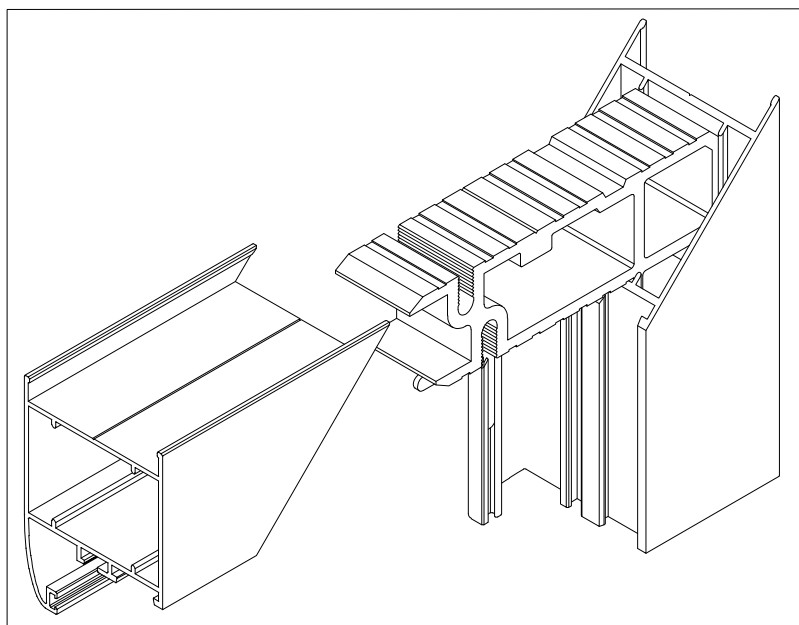
PRESJEK B-B
CROSS SECTION B-B



Spajanje kutnikom 710.059
uprešavanjem stijenke
profila u kutnu spojnicu
Corn. brac. connection 710.059
aluminium profile corner crimping

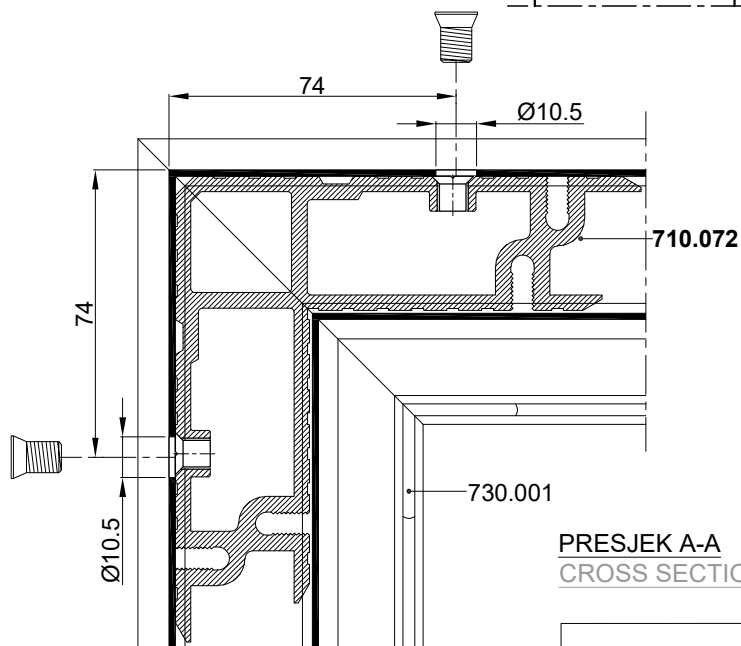
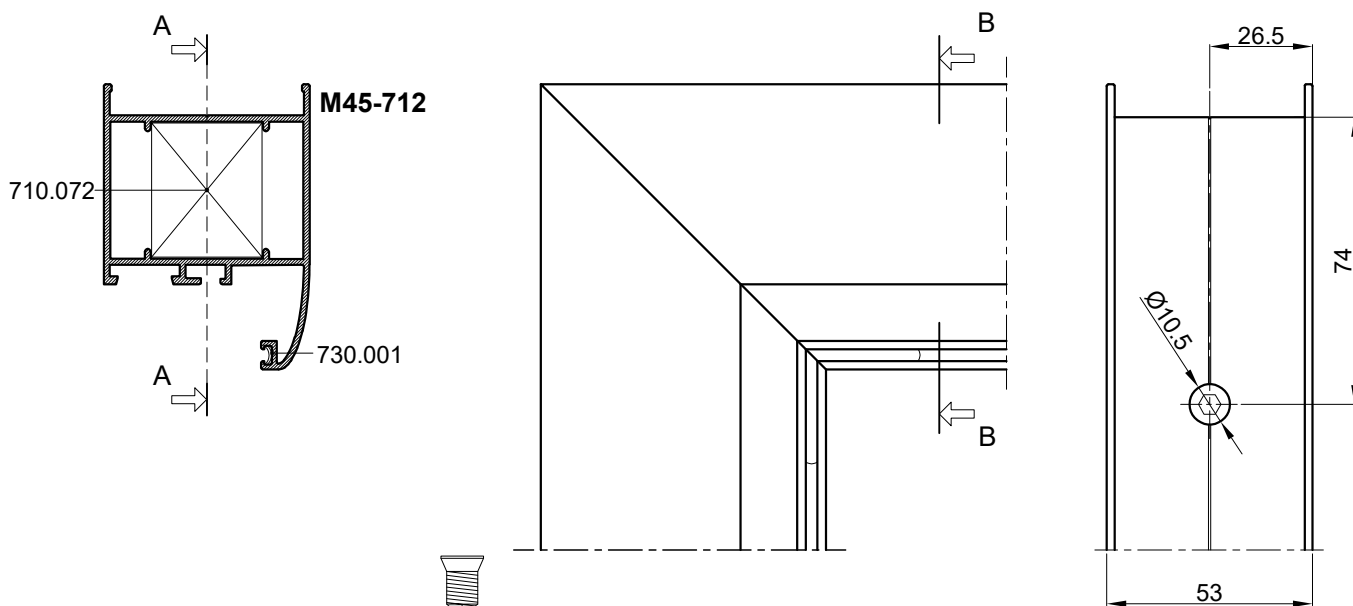


PRESJEK A-A
CROSS SECTION A-A



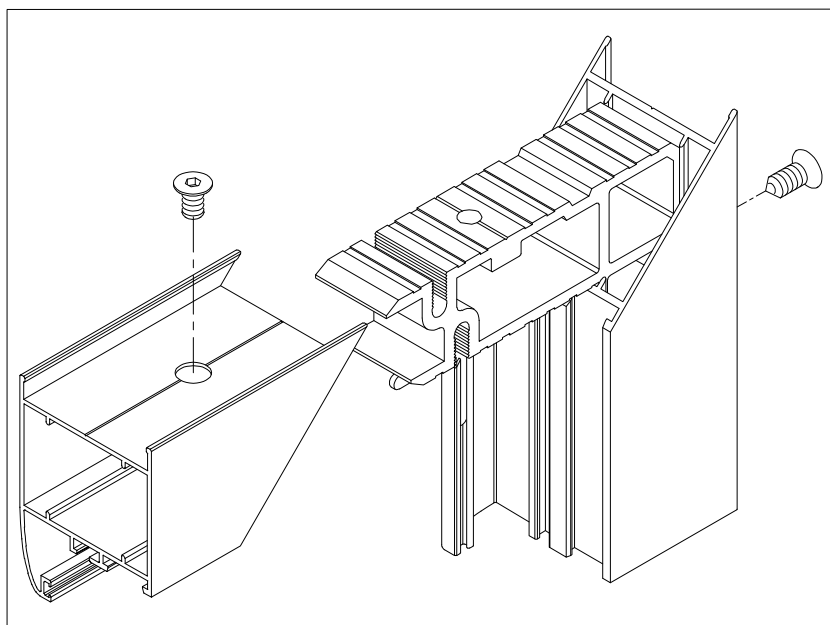
SPAJANJE PROFILA M45-712 KUTNIKOM 710.072
CONNECTION OF PROFILE M45-712 WITH CORNER BRACKET 710.072

PRESJEK B-B
CROSS SECTION B-B

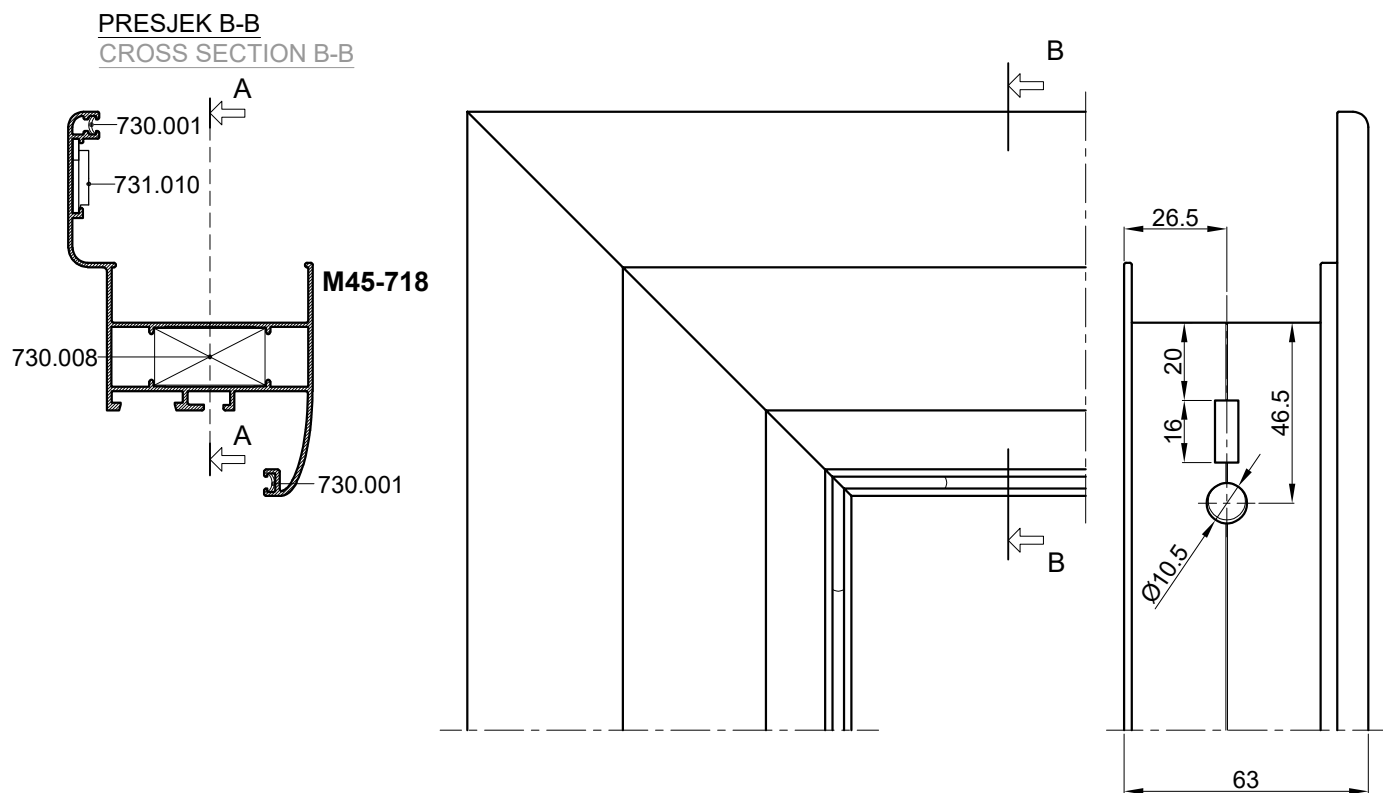


Spajanje kutnikom 710.072
vijcima M8x13 -tip Feal-(štanca S1)
Corner bracket connection 710.072
screws M8x13 -type Feal-(punch S1)

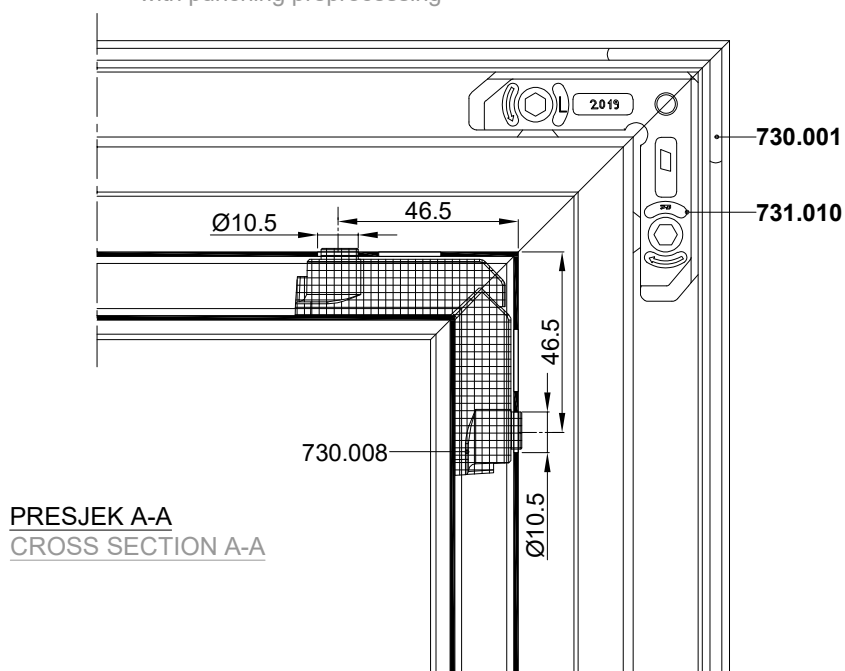
PRESJEK A-A
CROSS SECTION A-A



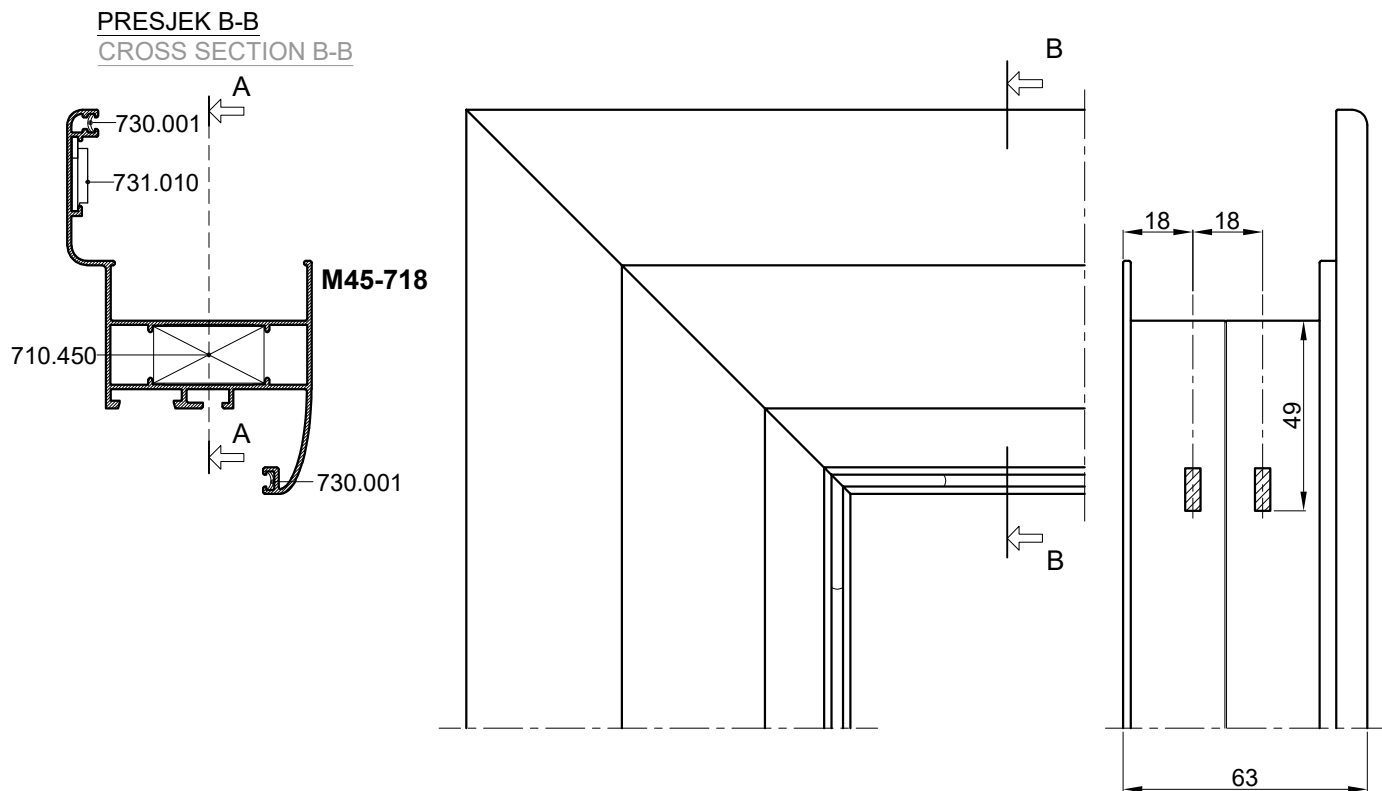
SPAJANJE PROFILA M45-718 KUTNIKOM 730.008
CONNECTION OF PROFILE M45-718 WITH CORNER BRACKET 730.008



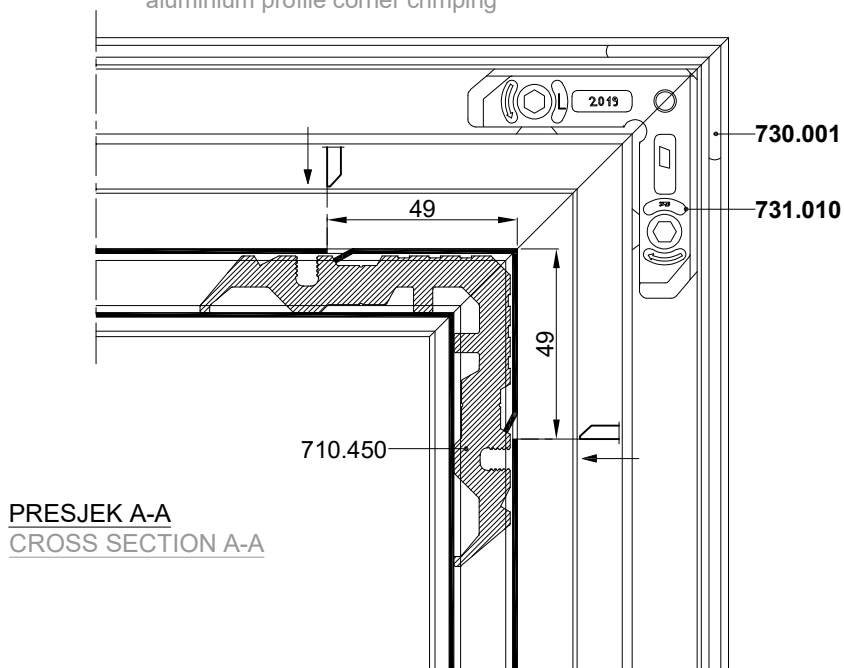
Spajanje kutnikom 730.008
predobradom štancanja
Connectin with corner bracket 730.008
with punching preprocessing



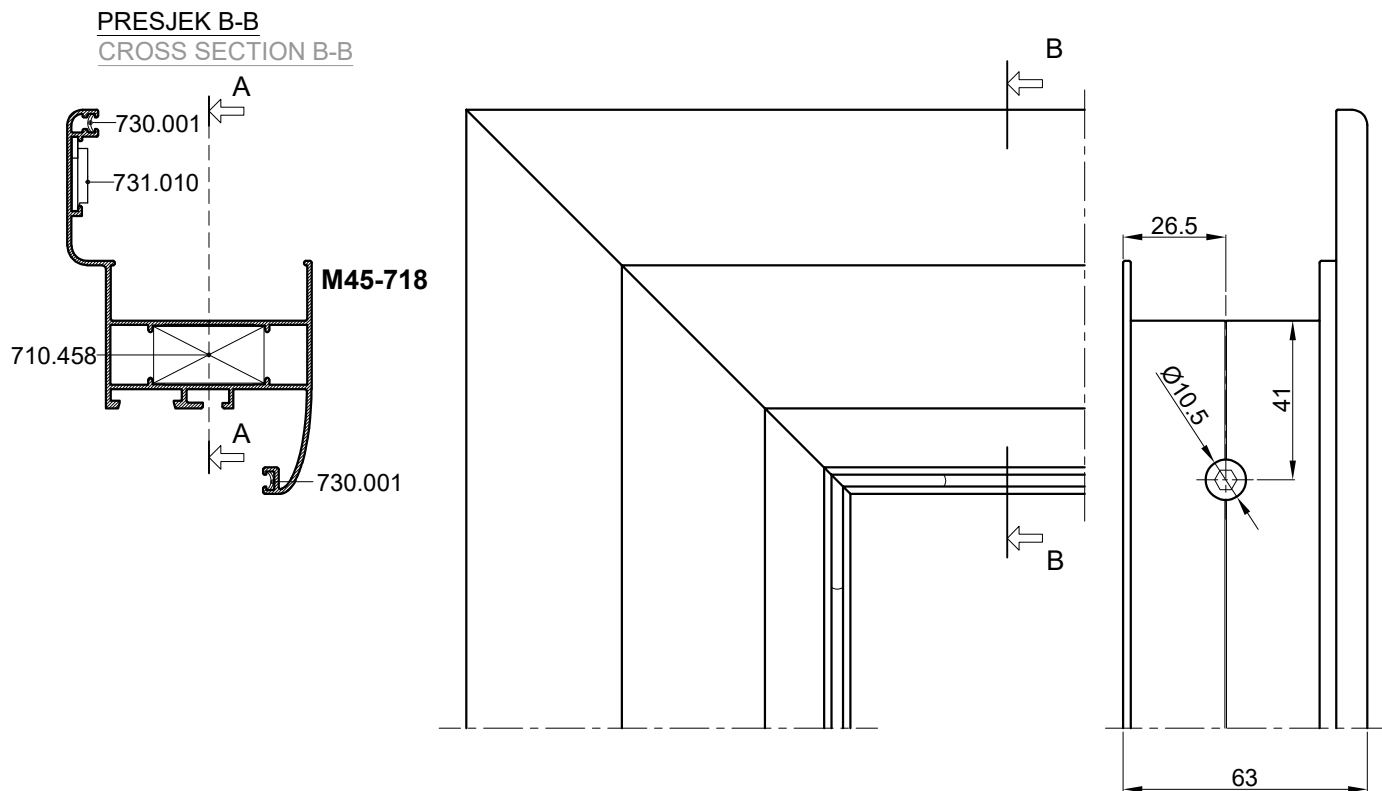
SPAJANJE PROFILA M45-718 KUTNIKOM 710.450
CONNECTION OF PROFILE M45-718 WITH CORNER BRACKET 710.450



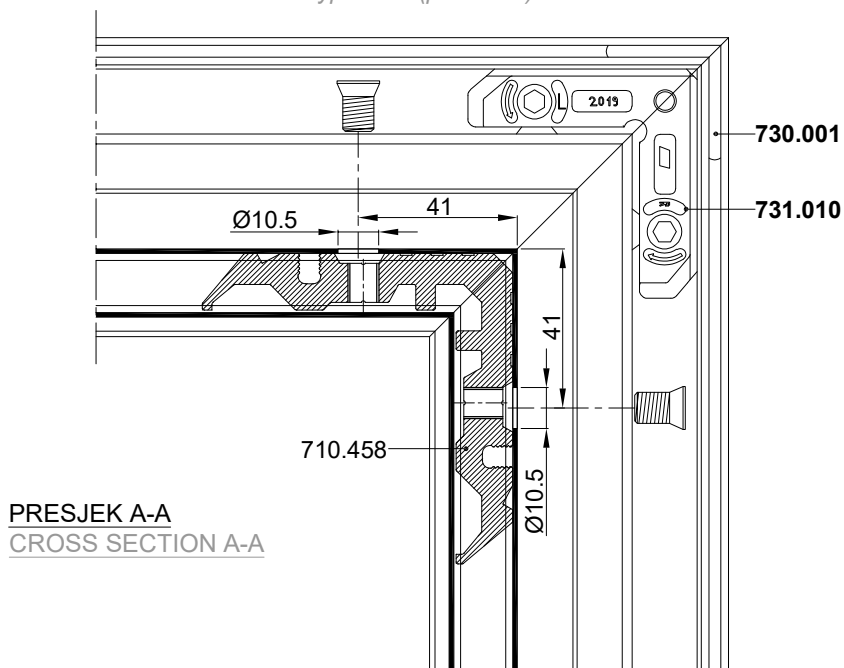
Spajanje kutnikom 710.450
uprešavanjem stijenke
profila u kutnu spojnicu
Corn. brac. connection 710.450
aluminium profile corner crimping



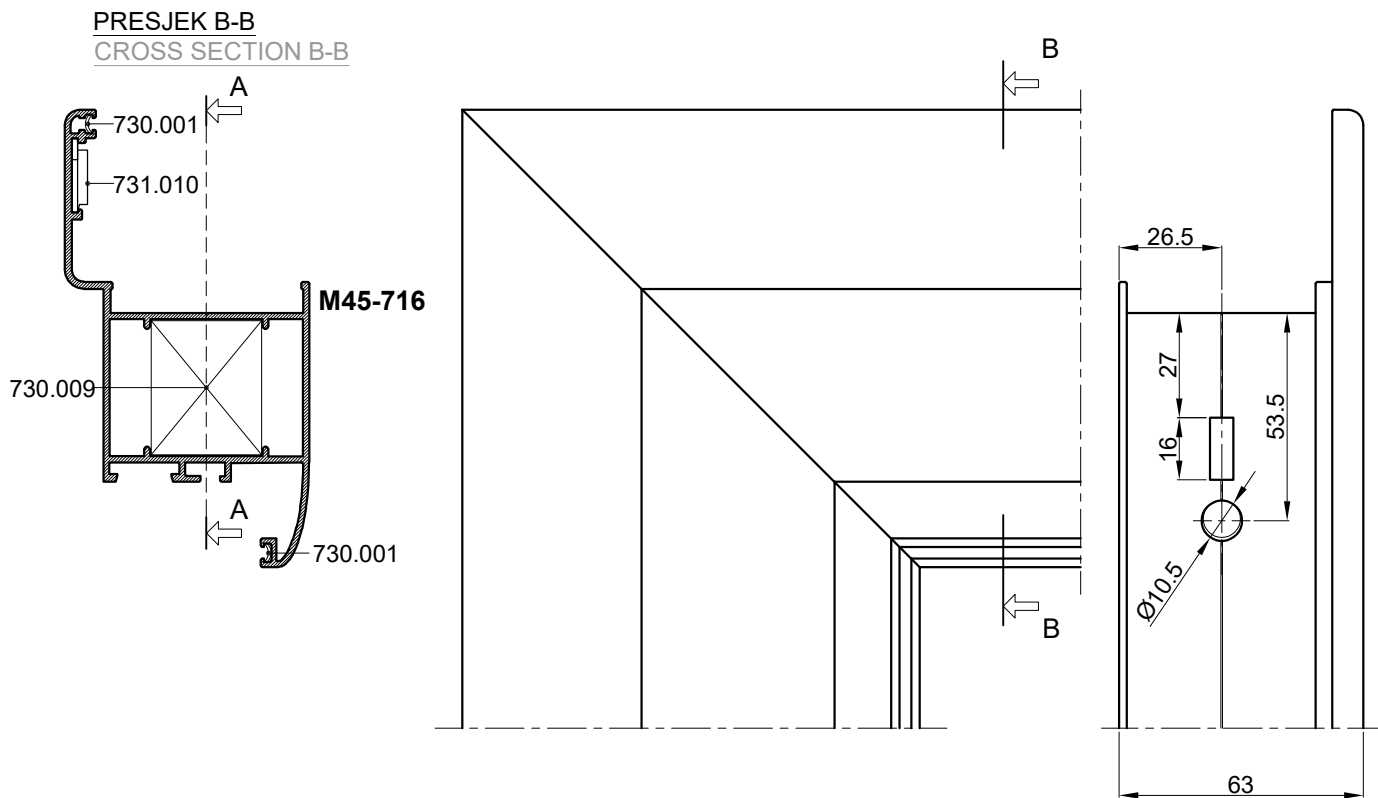
SPAJANJE PROFILA M45-718 KUTNIKOM 710.458
CONNECTION OF PROFILE M45-718 WITH CORNER BRACKET 710.458



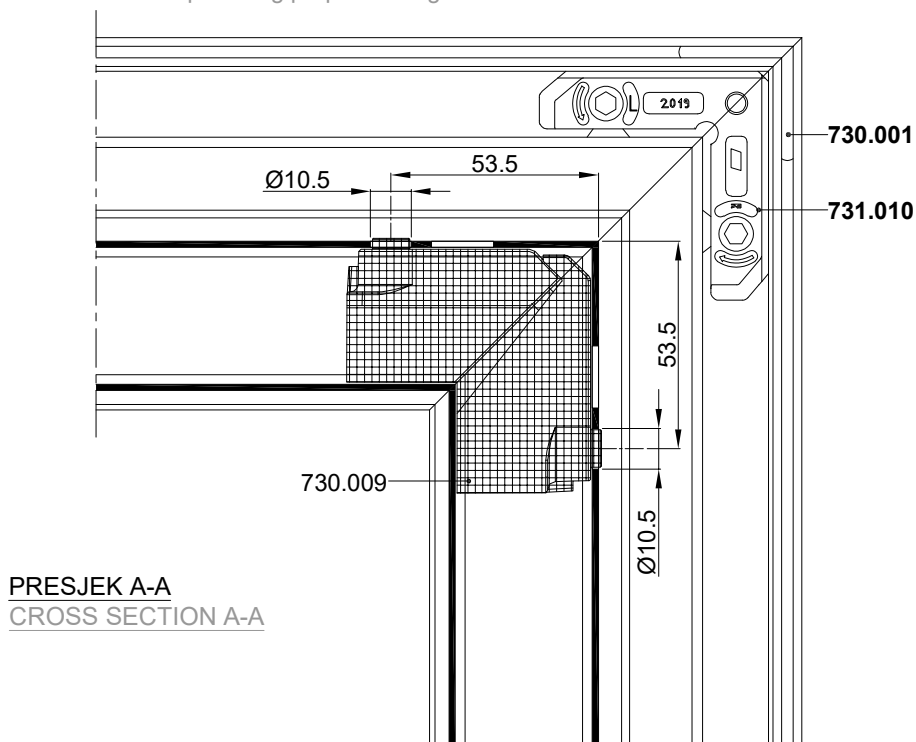
Spajanje kutnikom 710.458
vijcima M8x13 -tip Feal-(štanca S1)
Corner bracket connection 710.458
screws M8x13 -type Feal-(punch S1)



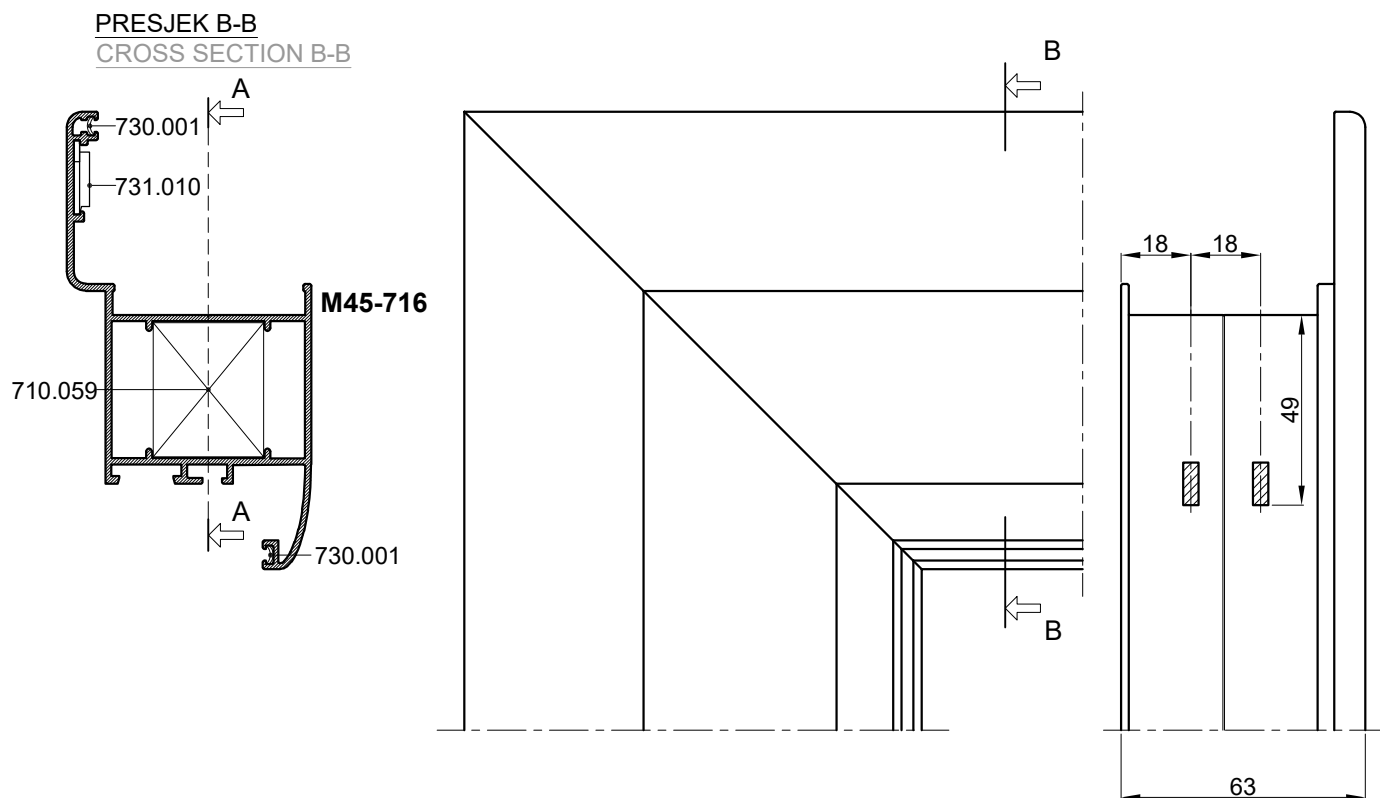
SPAJANJE PROFILA M45-716 KUTNIKOM 730.009
CONNECTION OF PROFILE M45-716 WITH CORNER BRACKET 730.009



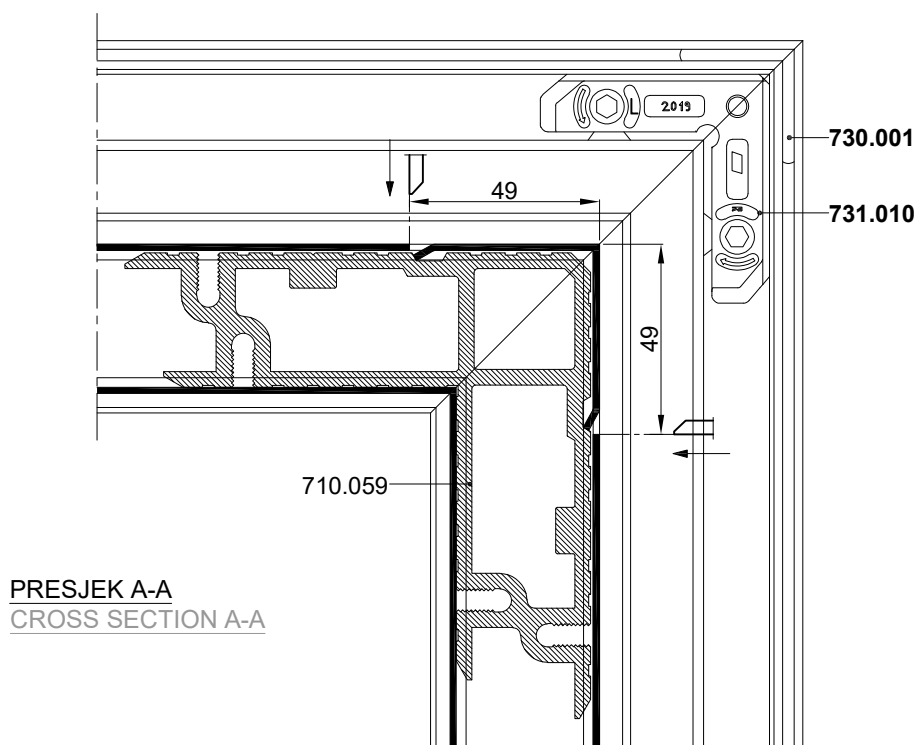
Spajanje kutnikom 730.009
predobradom štancanja
Connectin with corner bracket 730.009
with punching preprocessing



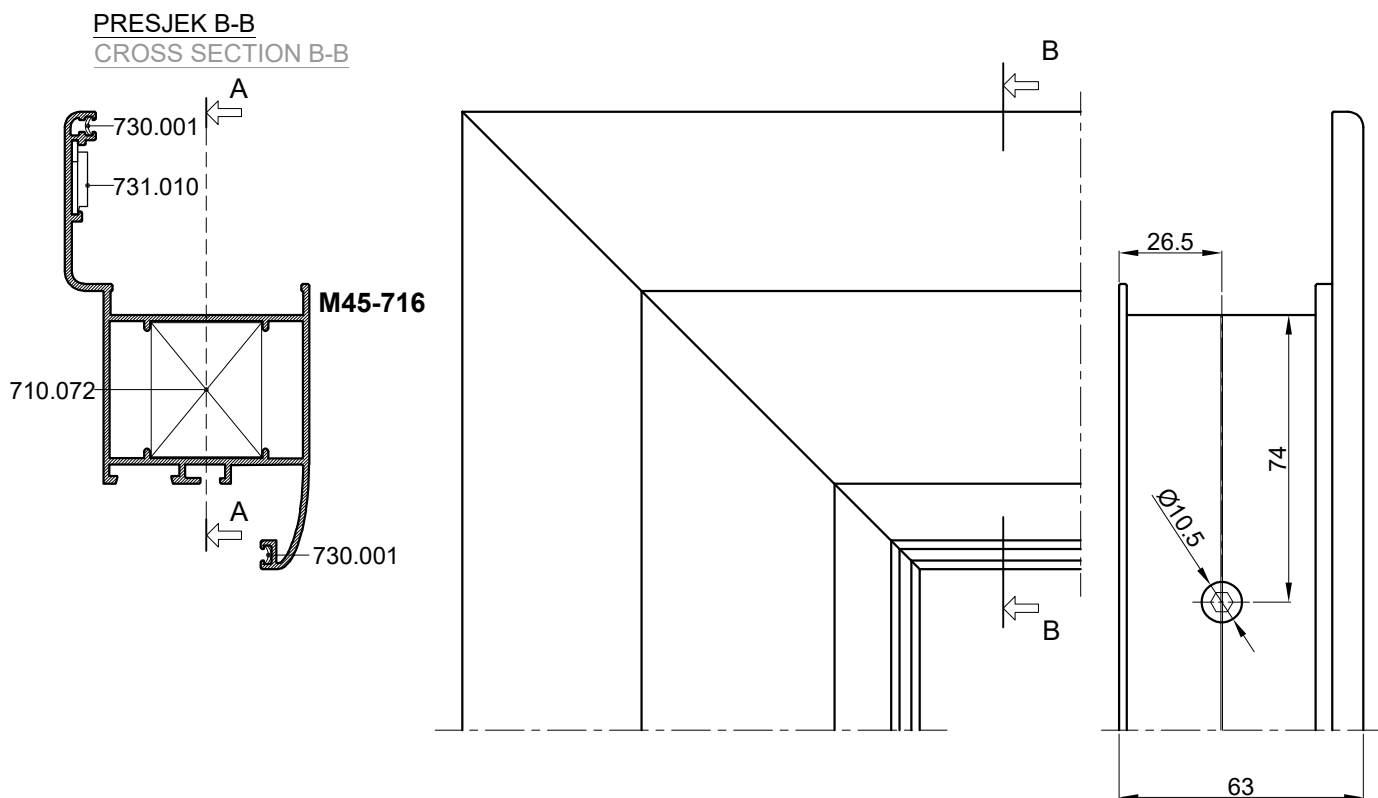
SPAJANJE PROFILA M45-716 KUTNIKOM 710.059
CONNECTION OF PROFILE M45-716 WITH CORNER BRACKET 710.059



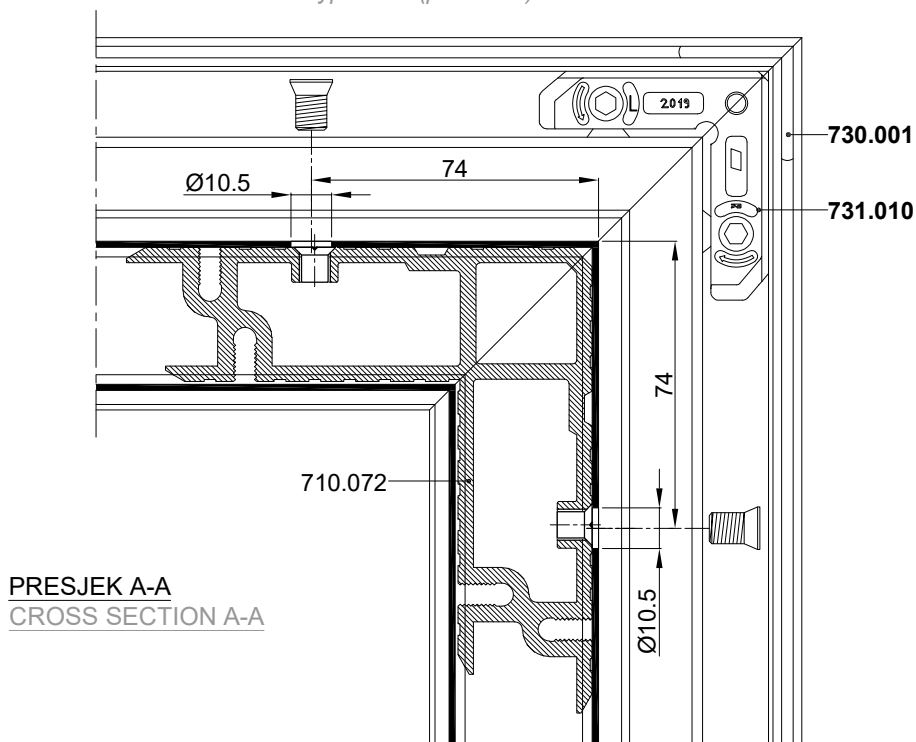
Spajanje kutnikom 710.059
profila u kutnu spojnicu
Corn. brac. connection 710.059
aluminium profile corner crimping



SPAJANJE PROFILA M45-716 KUTNIKOM 710.072
CONNECTION OF PROFILE M45-716 WITH CORNER BRACKET 710.072

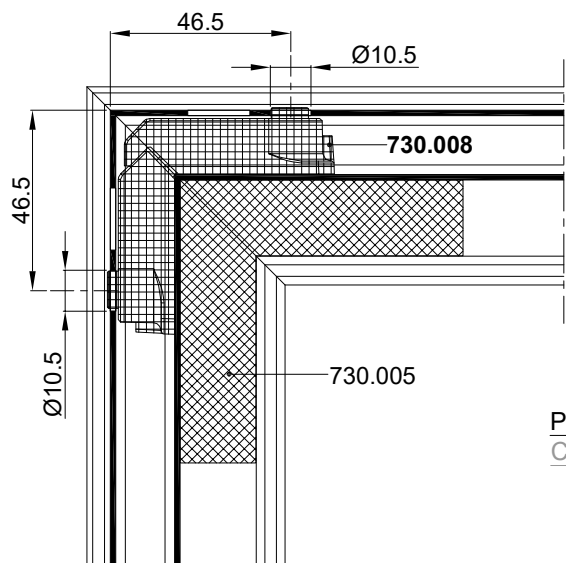
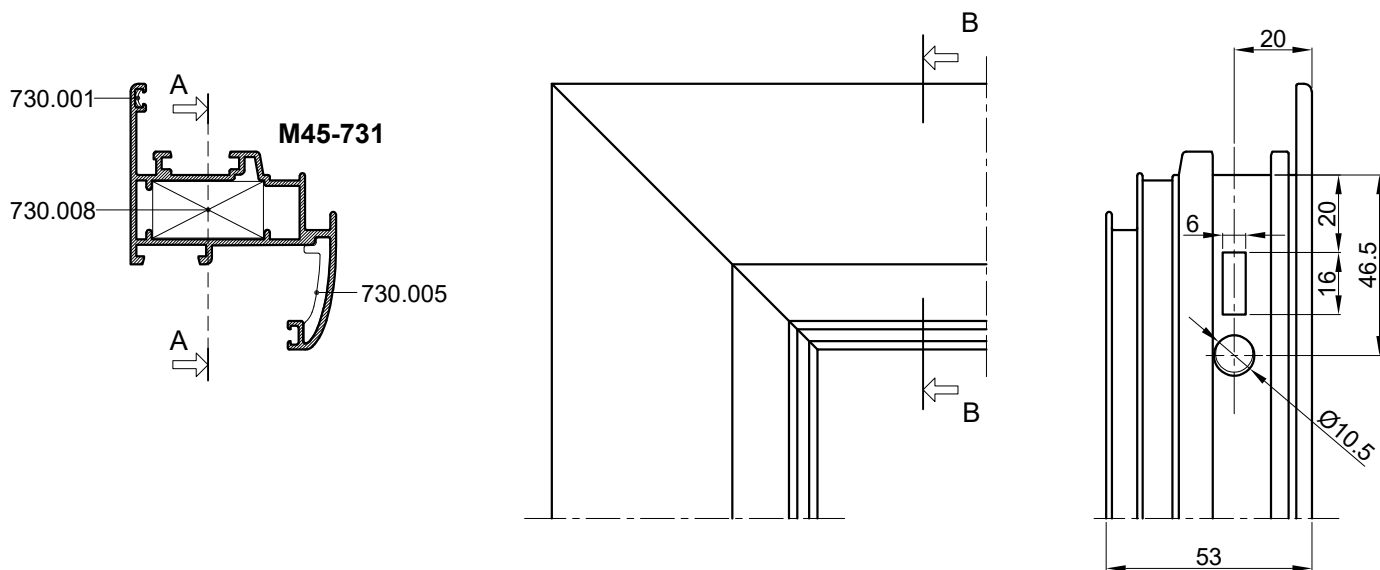


Spajanje kutnikom 710.072
vijcima M8x13 -tip Feal-(štanca S1)
Corner bracket connection 710.072
screws M8x13 -type Feal-(punch S1)



SPAJANJE PROFILA M45-731 KUTNIKOM 730.008
CONNECTION OF PROFILE M45-731 WITH CORNER BRACKET 730.008

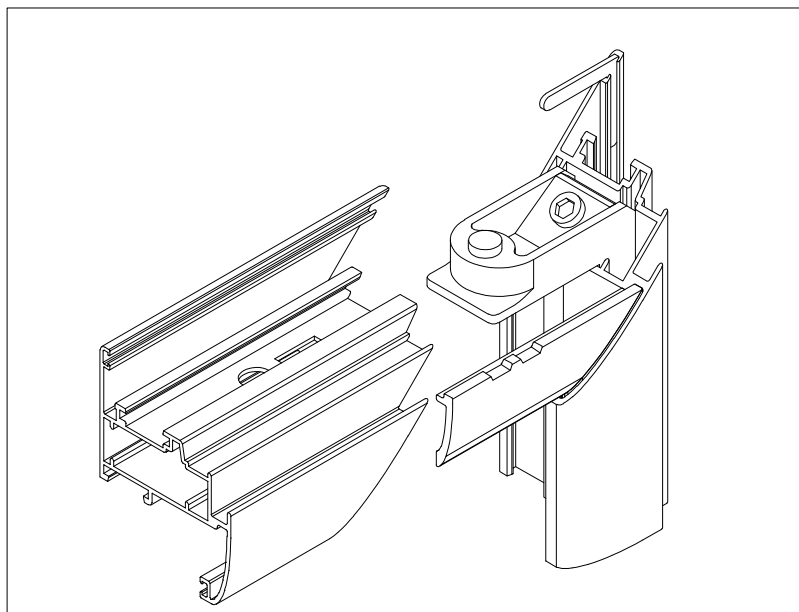
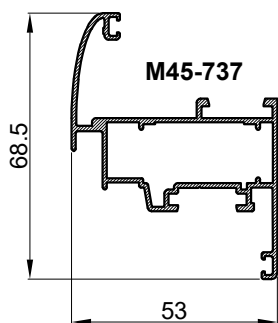
PRESJEK B-B
CROSS SECTION B-B



Spajanje kutnikom 730.008
predobradom štancanja
Connectin with corner bracket 730.008
with punching preprocessing

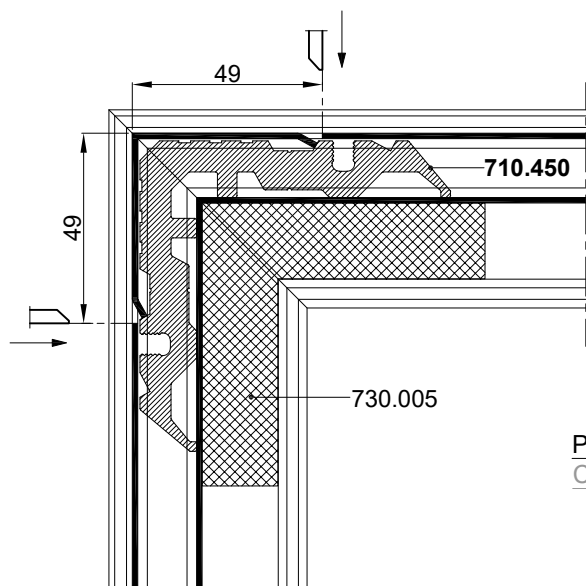
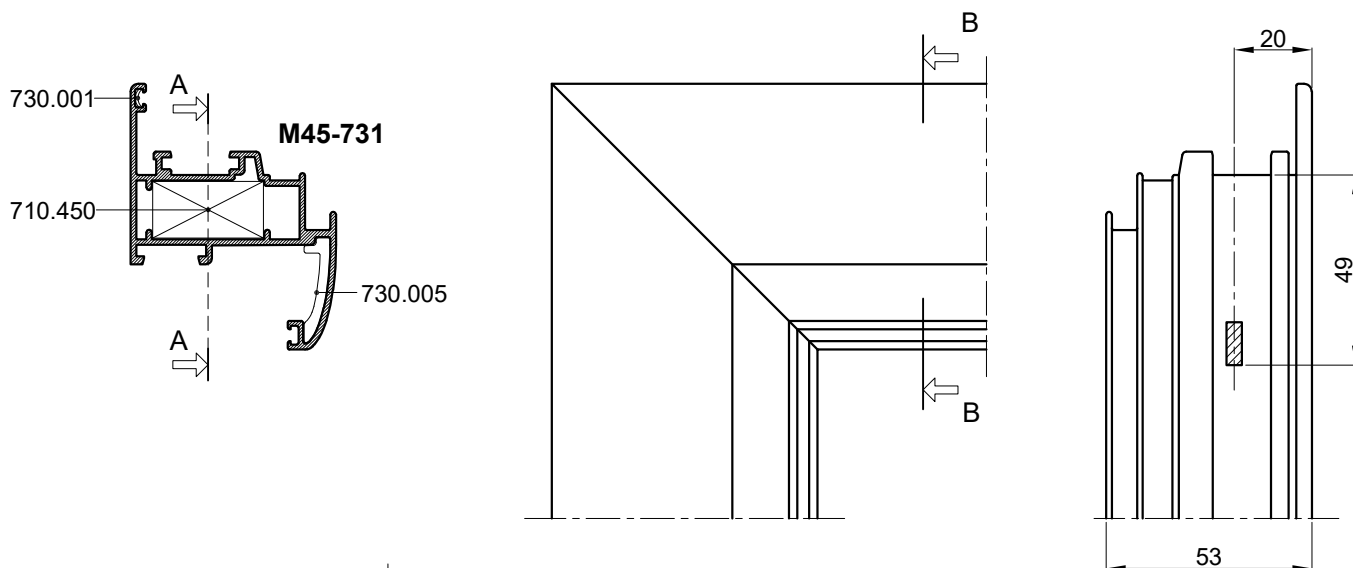
PRESJEK A-A
CROSS SECTION A-A

OVAJ RASPORED I NAČIN SPAJANJA KUTNICIMA
PRIMJENJIV JE I NA PROFIL KRILA: **M45-737**
THIS ARRANGEMENT AND BIDDING METHOD WITH
CORNER BRACKETS IS ALSO APPLICABLE FOR
SASH PROFILE **M45-737**



SPAJANJE PROFILA M45-731 KUTNIKOM 710.450
CONNECTION OF PROFILE M45-731 WITH CORNER BRACKET 710.450

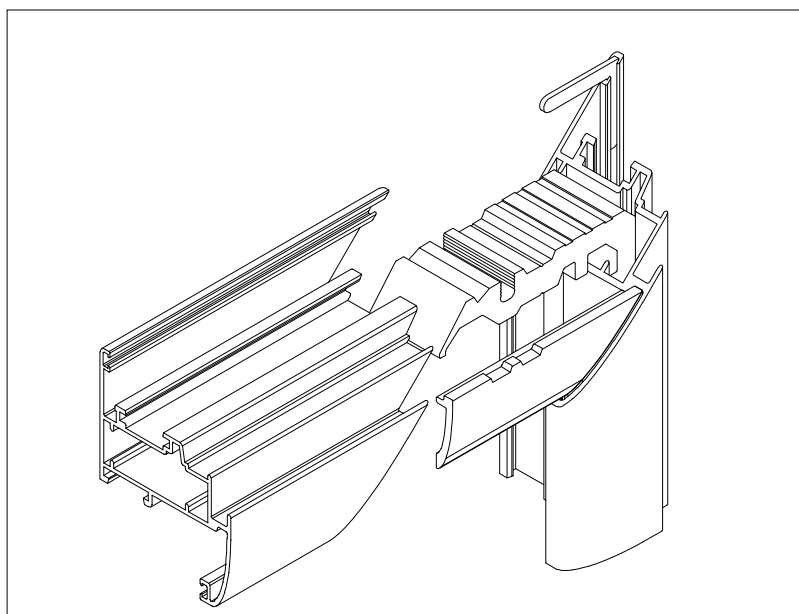
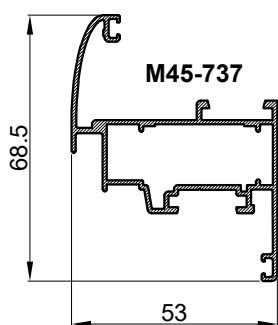
PRESJEK B-B
CROSS SECTION B-B



Spajanje kutnikom 710.450
uprešavanjem stijenke
profila u kutnu spojnicu
Corn. brac. connection 710.450
aluminium profile corner crimping

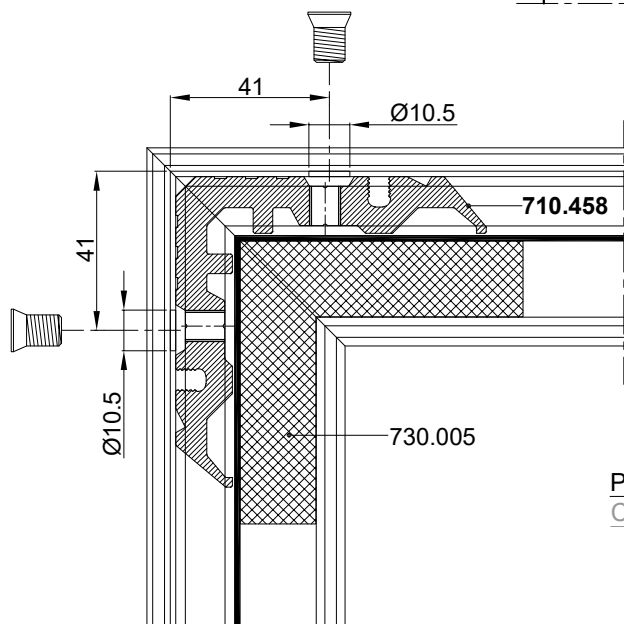
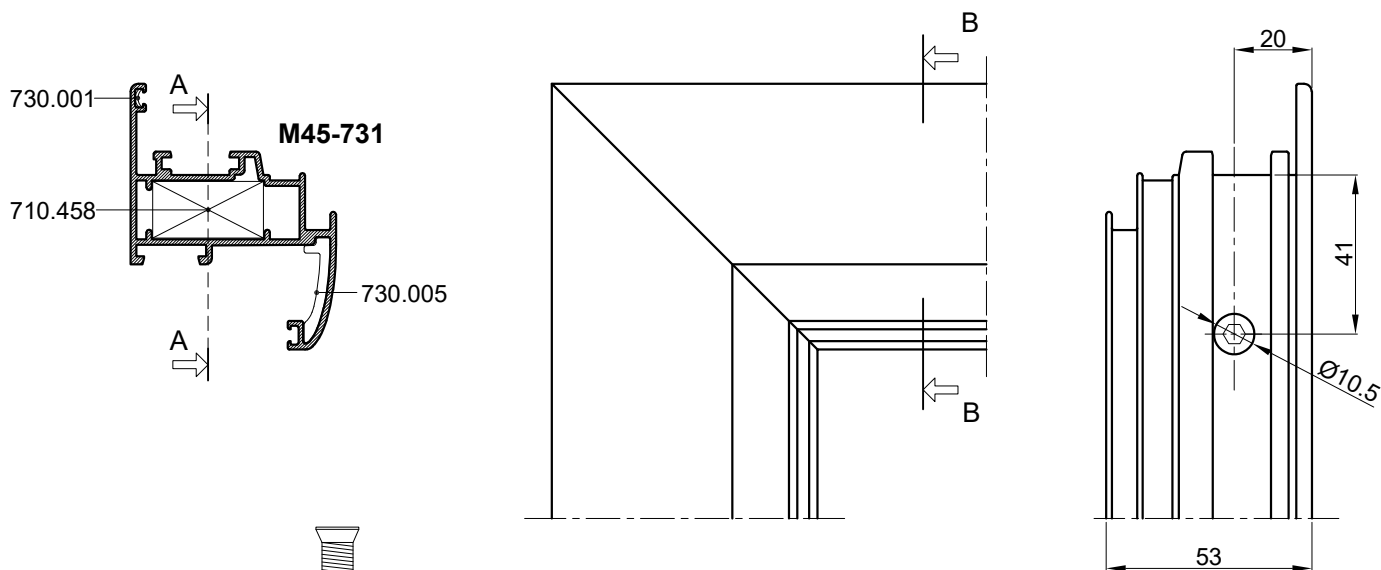
PRESJEK A-A
CROSS SECTION A-A

OVAJ RASPORED I NAČIN SPAJANJA KUTNICIMA
PRIMJENJIV JE I NA PROFIL KRILA: **M45-737**
THIS ARRANGEMENT AND BIDDING METHOD WITH
CORNER BRACKETS IS ALSO APPLICABLE FOR
SASH PROFILE **M45-737**



SPAJANJE PROFILA M45-731 KUTNIKOM 710.458
CONNECTION OF PROFILE M45-731 WITH CORNER BRACKET 710.458

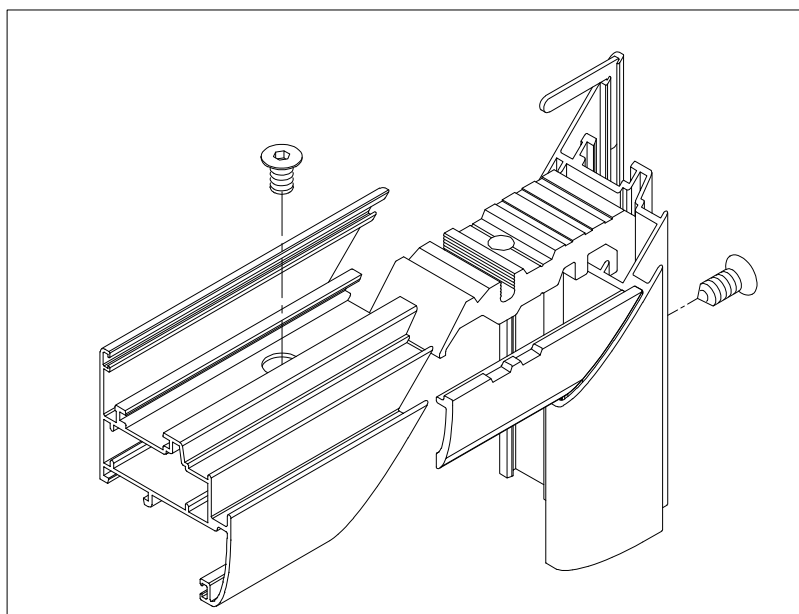
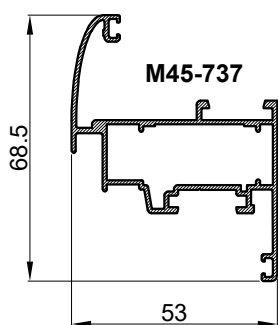
PRESJEK B-B
CROSS SECTION B-B



Spajanje kutnikom 710.458
vijcima M8x13 -tip Feal-(štanca S1)
Corner bracket connection 710.458
screws M8x13 -type Feal-(punch S1)

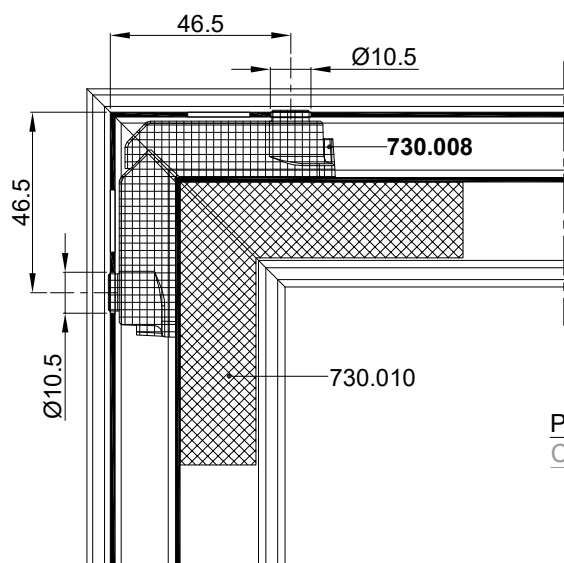
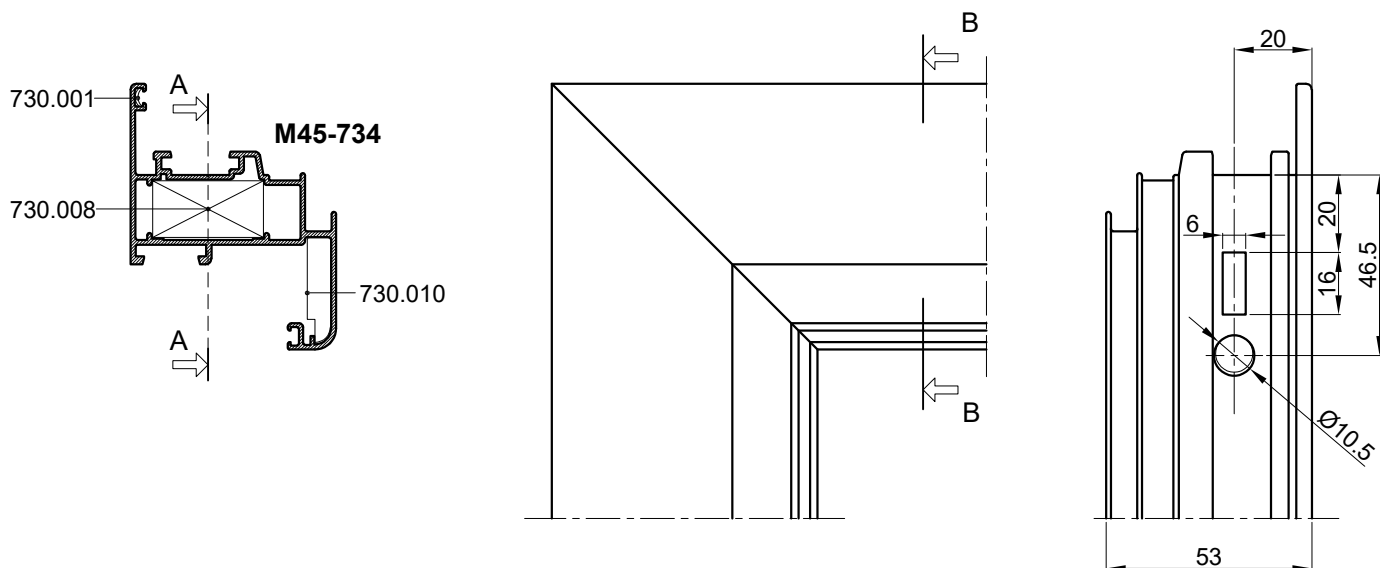
PRESJEK A-A
CROSS SECTION A-A

OVAJ RASPORED I NAČIN SPAJANJA KUTNICIMA
PRIMJENJIV JE I NA PROFIL KRILA: **M45-737**
THIS ARRANGEMENT AND BIDDING METHOD WITH
CORNER BRACKETS IS ALSO APPLICABLE FOR
SASH PROFILE **M45-737**



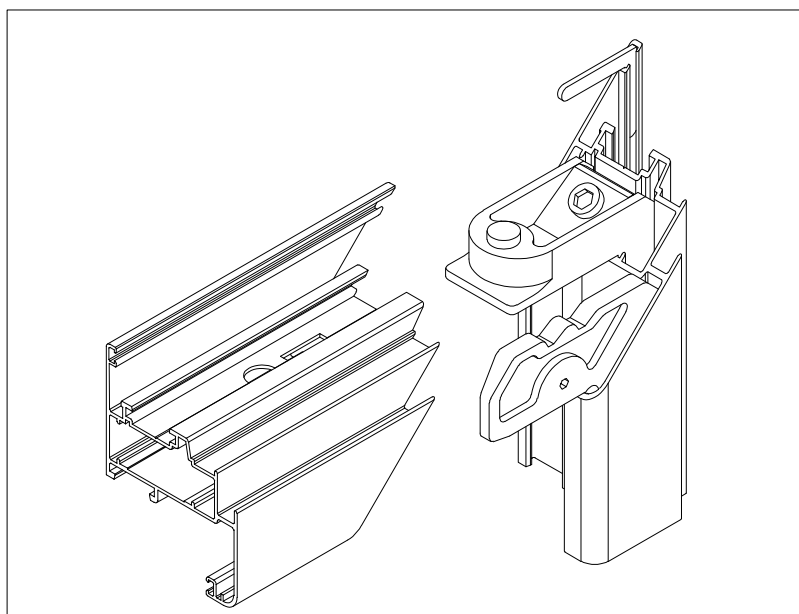
SPAJANJE PROFILA M45-734 KUTNIKOM 730.008
CONNECTION OF PROFILE M45-734 WITH CORNER BRACKET 730.008

PRESJEK B-B
CROSS SECTION B-B



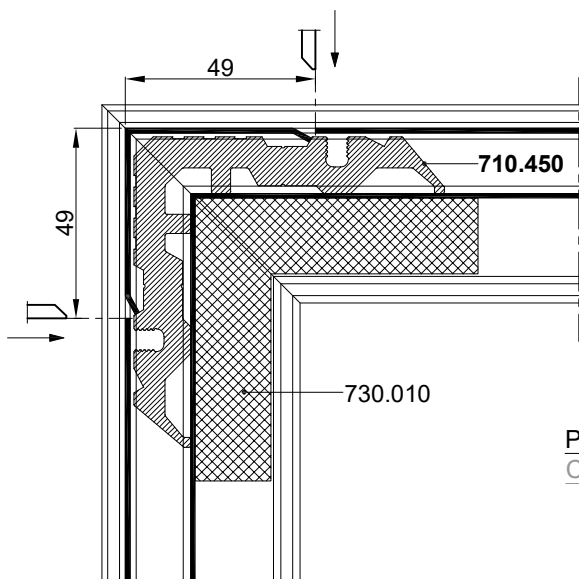
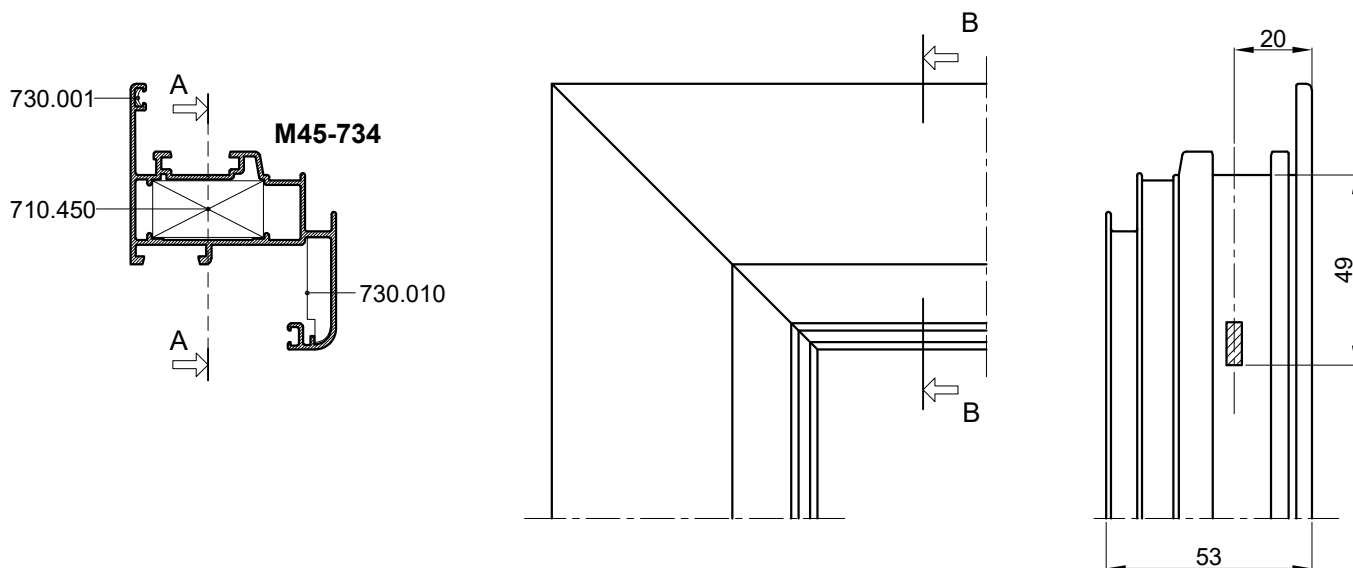
Spajanje kutnikom 730.008
predobradom štancanja
Connectin with corner bracket 730.008
with punching preprocessing

PRESJEK A-A
CROSS SECTION A-A



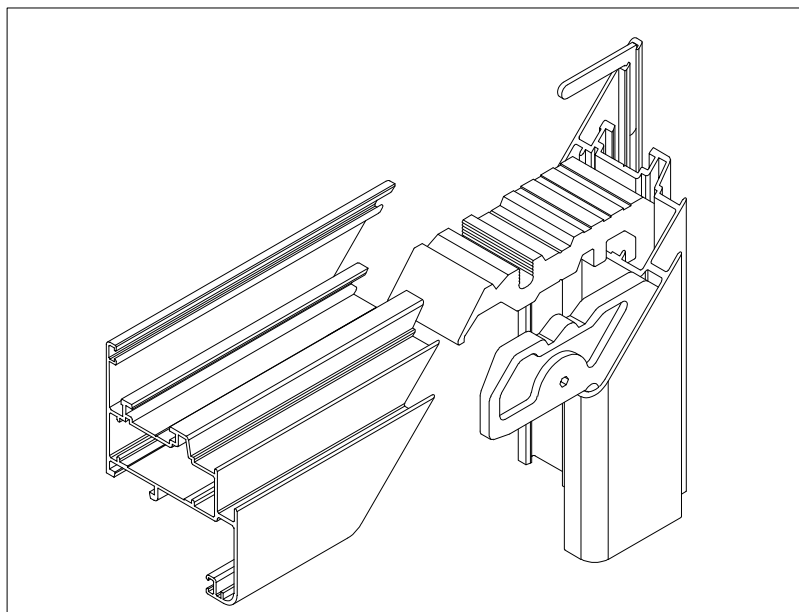
SPAJANJE PROFILA M45-734 KUTNIKOM 710.450
CONNECTION OF PROFILE M45-734 WITH CORNER BRACKET 710.450

PRESJEK B-B
CROSS SECTION B-B



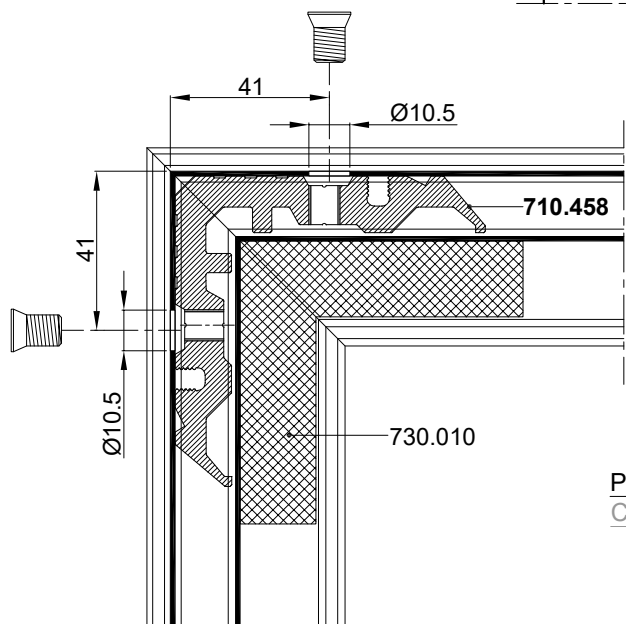
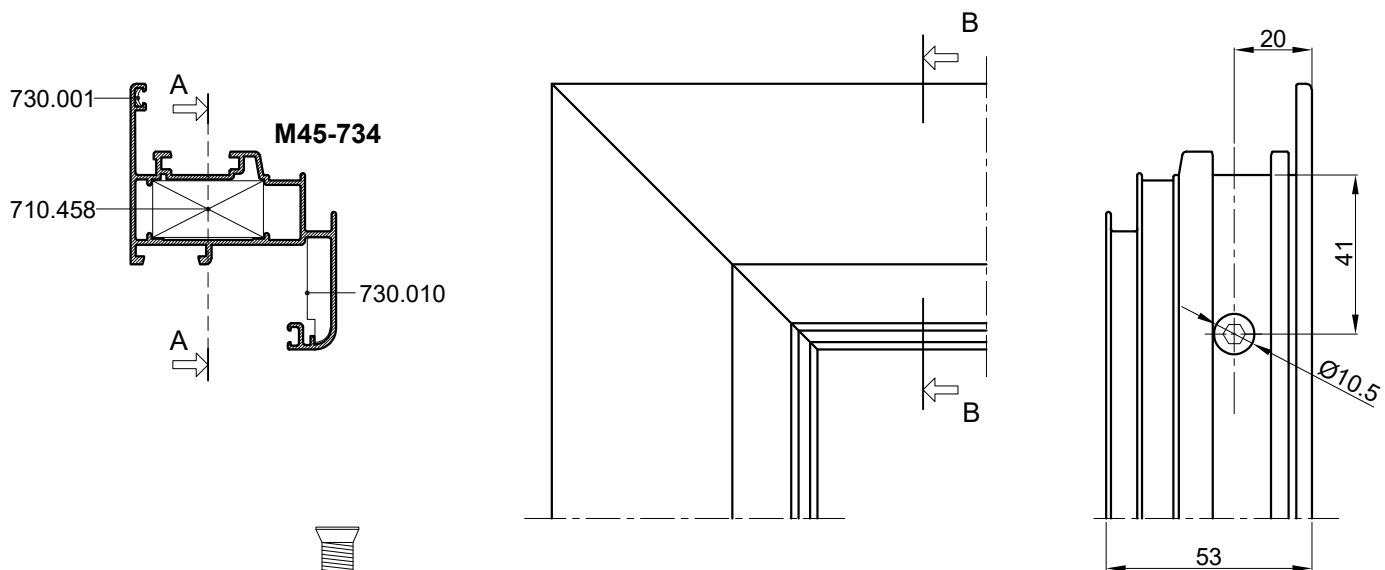
Spajanje kutnikom 710.450
uprešavanjem stijenke
profila u kutnu spojnicu
Corn. brac. connection 710.450
aluminium profile corner crimping

PRESJEK A-A
CROSS SECTION A-A



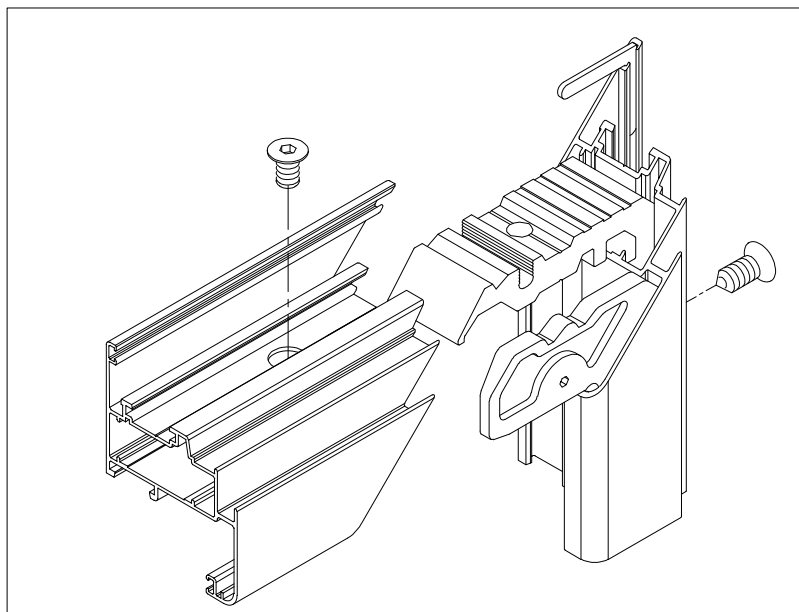
SPAJANJE PROFILA M45-734 KUTNIKOM 710.458
CONNECTION OF PROFILE M45-734 WITH CORNER BRACKET 710.458

PRESJEK B-B
CROSS SECTION B-B



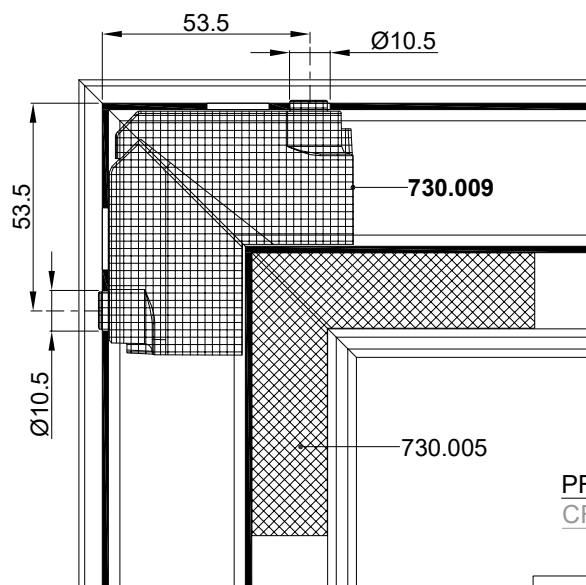
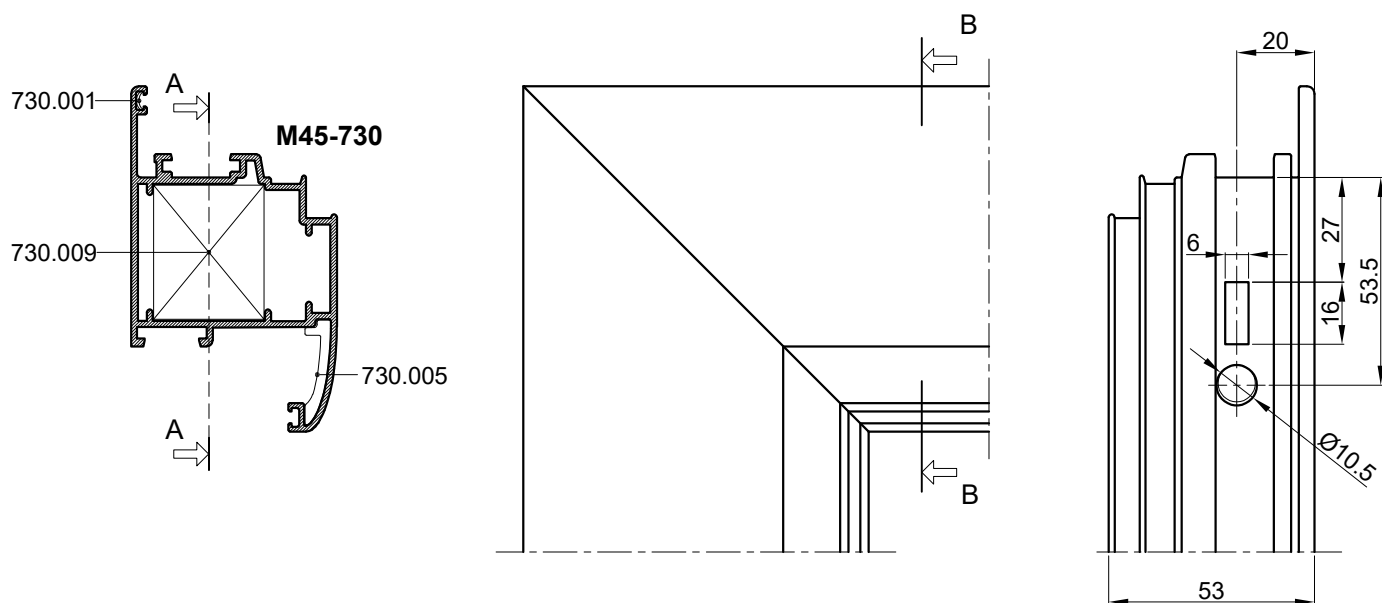
Spajanje kutnikom 710.458
vijcima M8x13 -tip Feal-(štanca S1)
Corner bracket connection 710.458
screws M8x13 -type Feal-(punch S1)

PRESJEK A-A
CROSS SECTION A-A



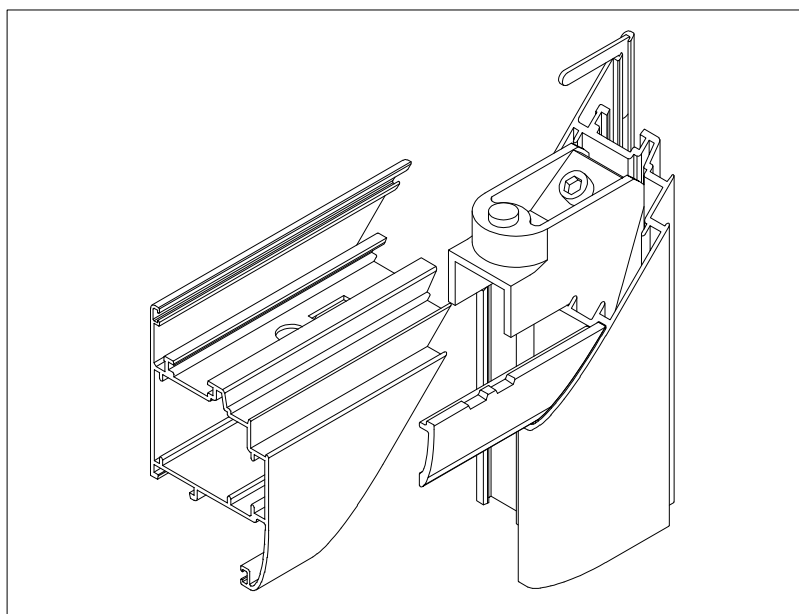
SPAJANJE PROFILA M45-730 KUTNIKOM 730.009
CONNECTION OF PROFILE M45-730 WITH CORNER BRACKET 730.009

PRESJEK B-B
CROSS SECTION B-B



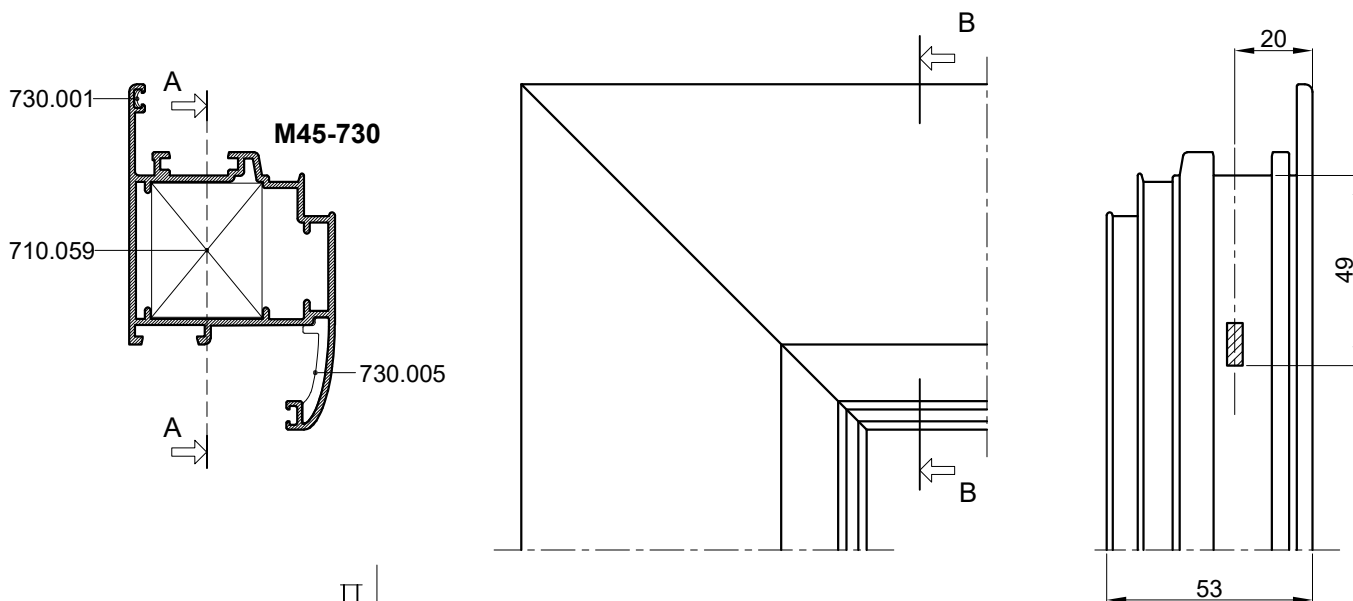
Spajanje kutnikom 730.009
predobradom štancanja
Connectin with corner bracket 730.009
with punching preprocessing

PRESJEK A-A
CROSS SECTION A-A

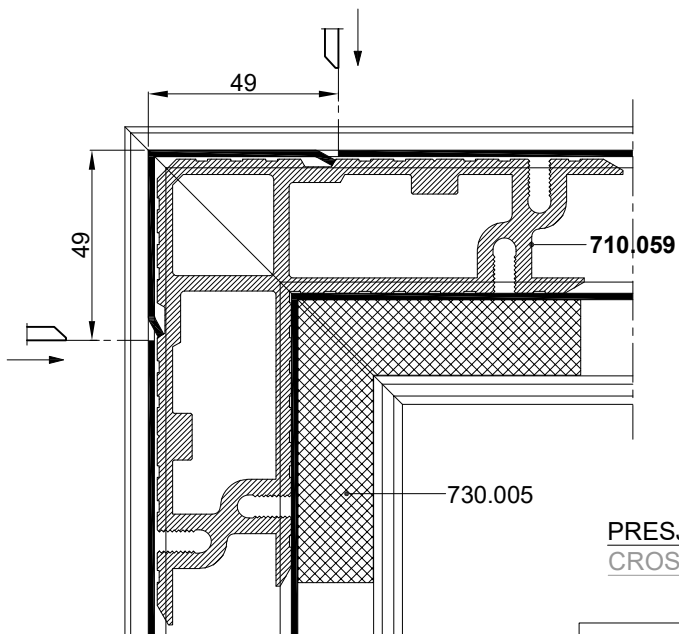


SPAJANJE PROFILA M45-730 KUTNIKOM 710.059
CONNECTION OF PROFILE M45-730 WITH CORNER BRACKET 710.059

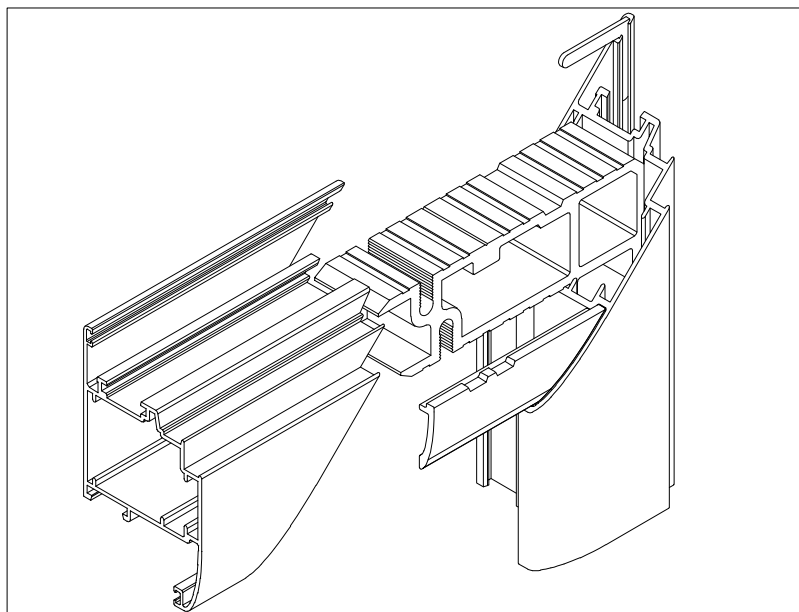
PRESJEK B-B
CROSS SECTION B-B



Spajanje kutnikom 710.059
uprešavanjem stijenke
profila u kutnu spojnicu
Corn. brac. connection 710.059
aluminium profile corner crimping

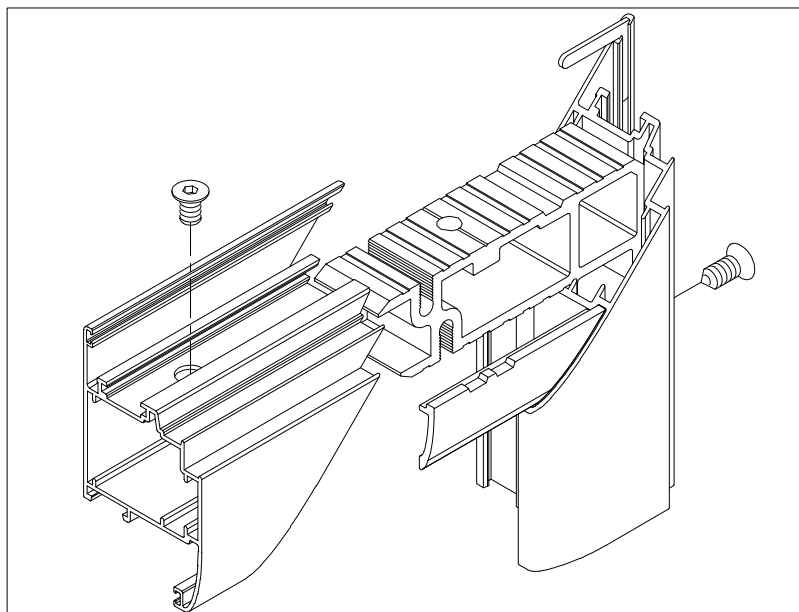
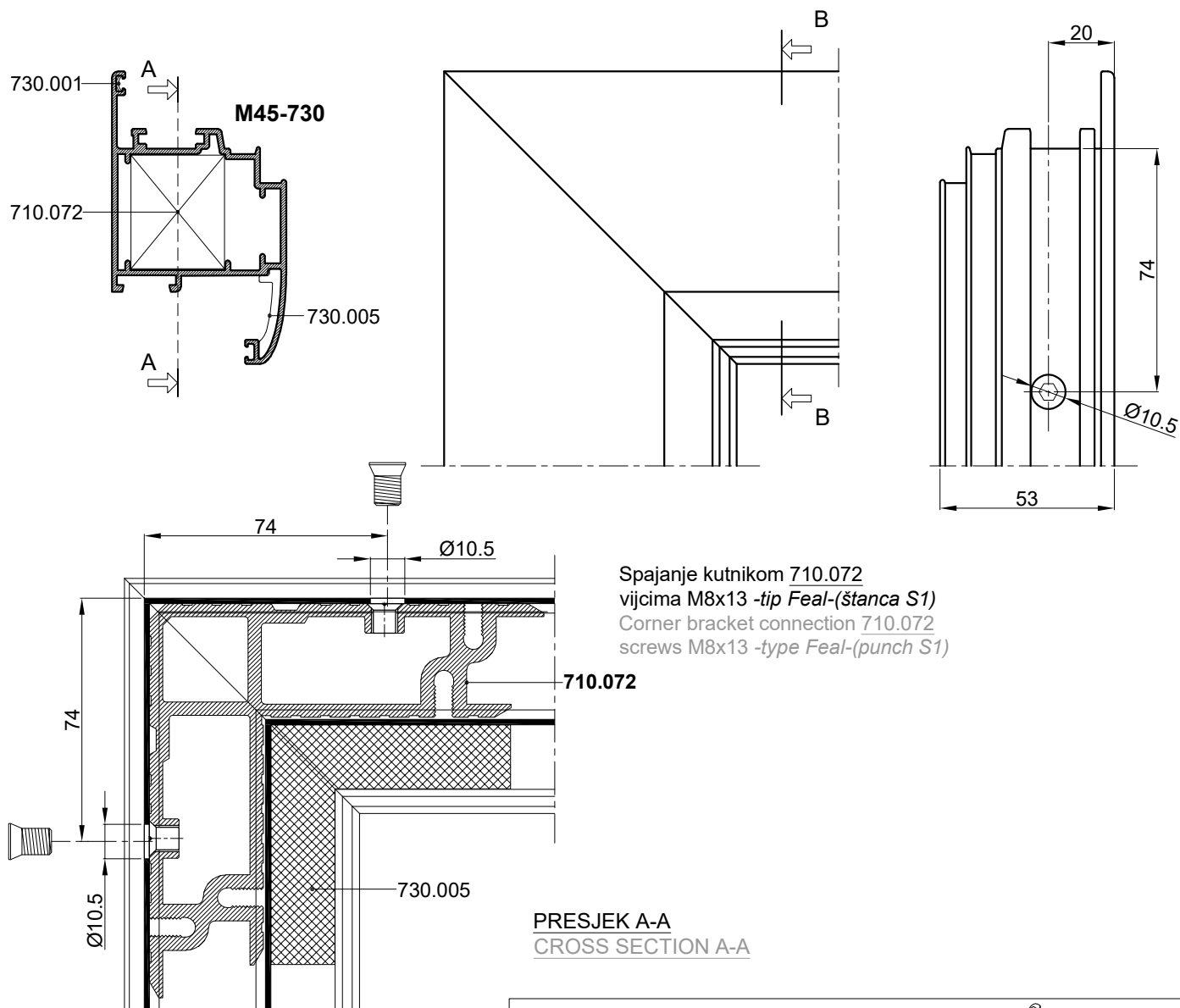


PRESJEK A-A
CROSS SECTION A-A



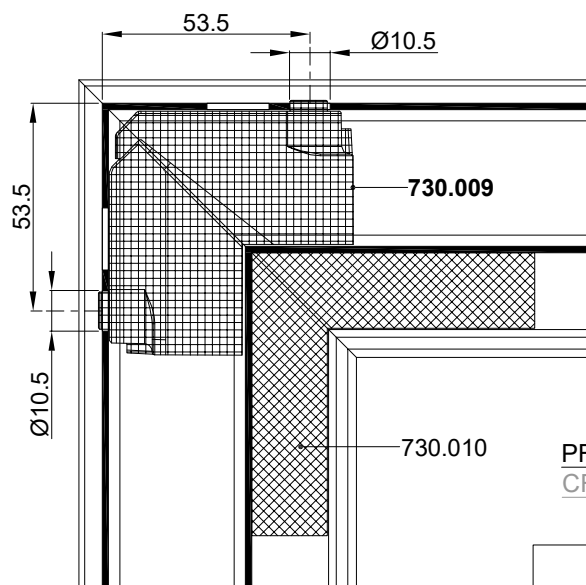
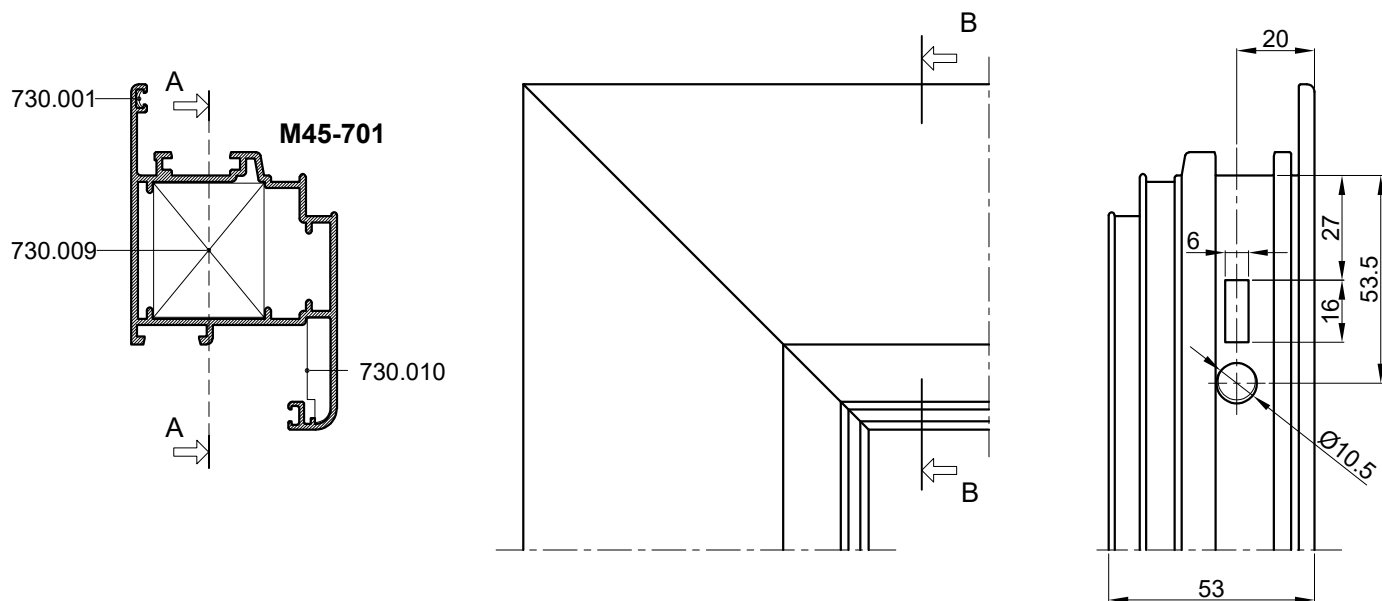
SPAJANJE PROFILA M45-730 KUTNIKOM 710.072
CONNECTION OF PROFILE M45-730 WITH CORNER BRACKET 710.072

PRESJEK B-B
CROSS SECTION B-B



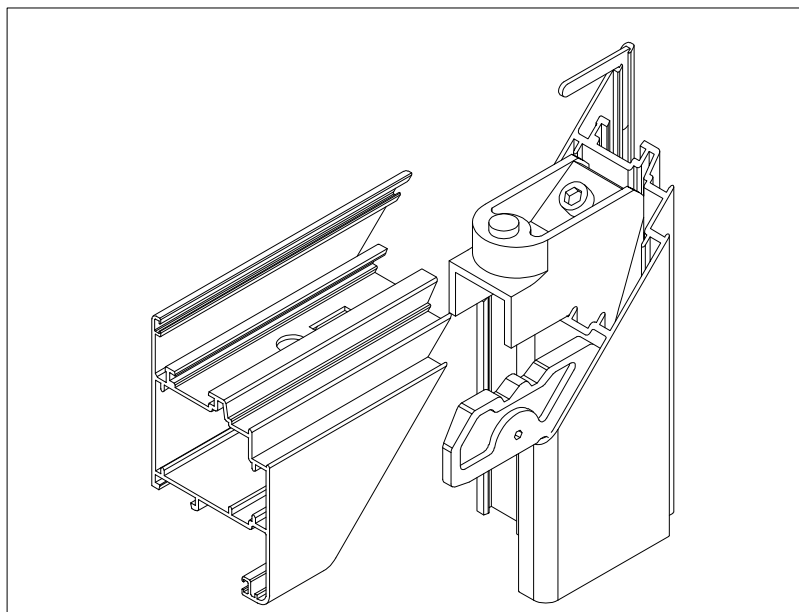
SPAJANJE PROFILA M45-701 KUTNIKOM 730.009
CONNECTION OF PROFILE M45-701 WITH CORNER BRACKET 730.009

PRESJEK B-B
CROSS SECTION B-B



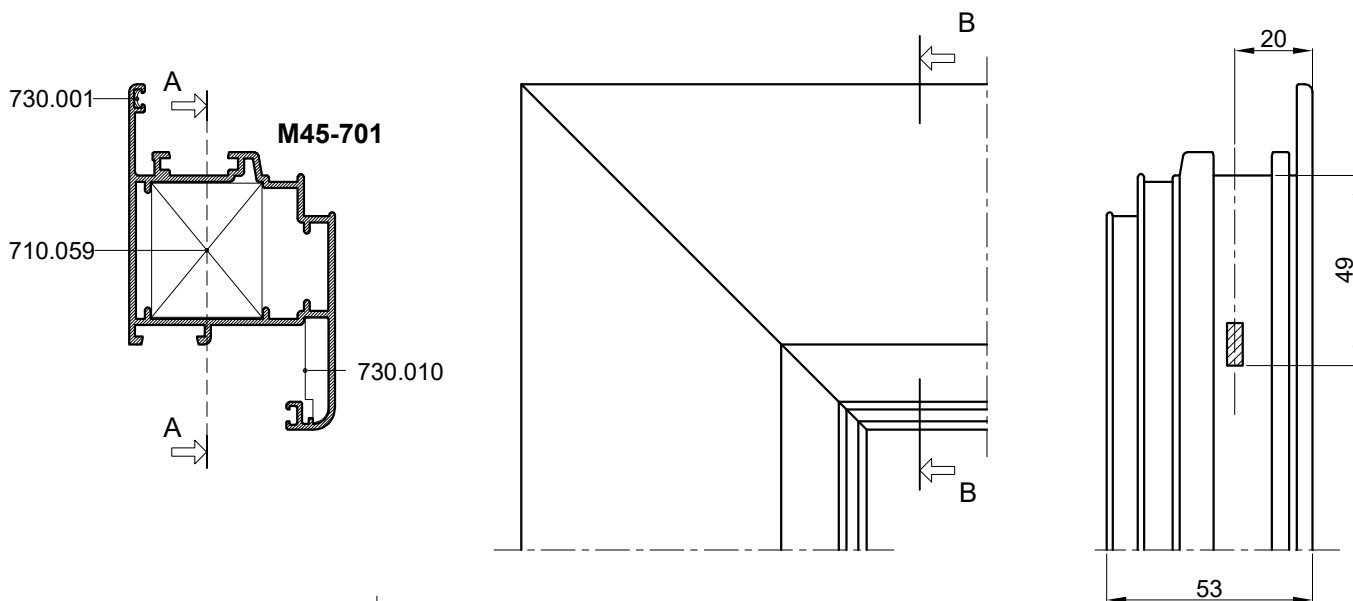
Spajanje kutnikom 730.009
predobradom štancanja
Connectin with corner bracket 730.009
with punching preprocessing

PRESJEK A-A
CROSS SECTION A-A

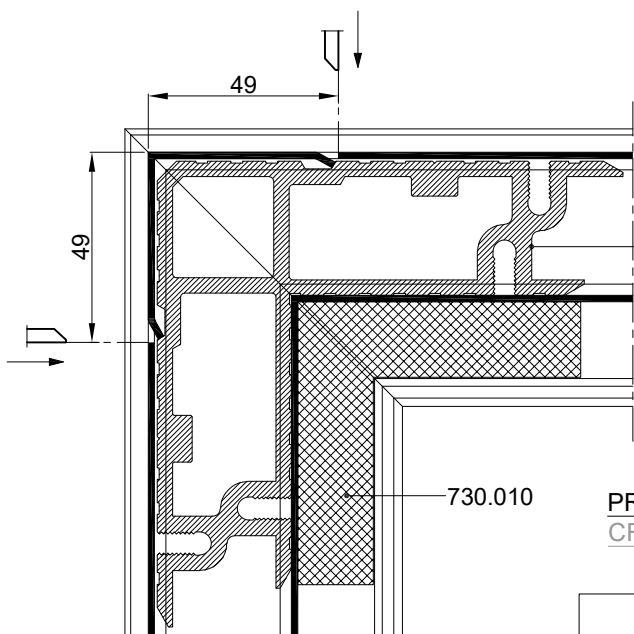


SPAJANJE PROFILA M45-701 KUTNIKOM 710.059
CONNECTION OF PROFILE M45-701 WITH CORNER BRACKET 710.059

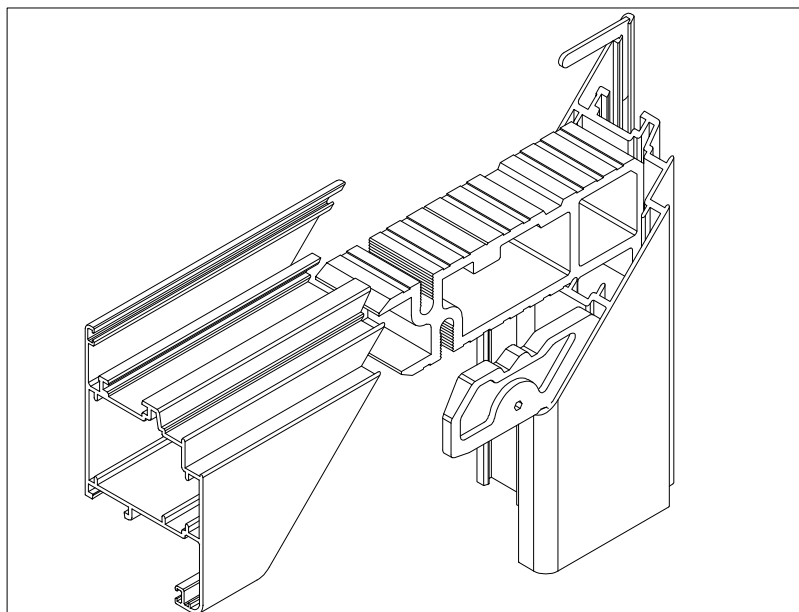
PRESJEK B-B
CROSS SECTION B-B



Spajanje kutnikom 710.059
uprešavanjem stijenke
profila u kutnu spojnicu
Corn. brac. connection 710.059
aluminium profile corner crimping

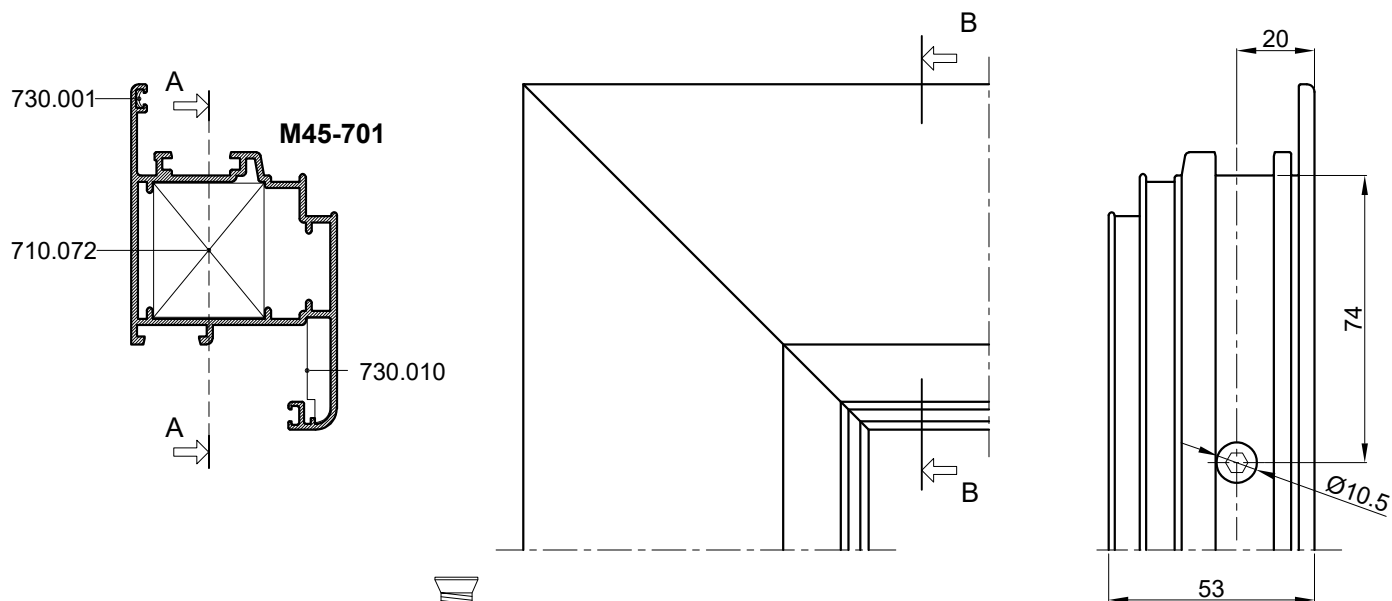


PRESJEK A-A
CROSS SECTION A-A

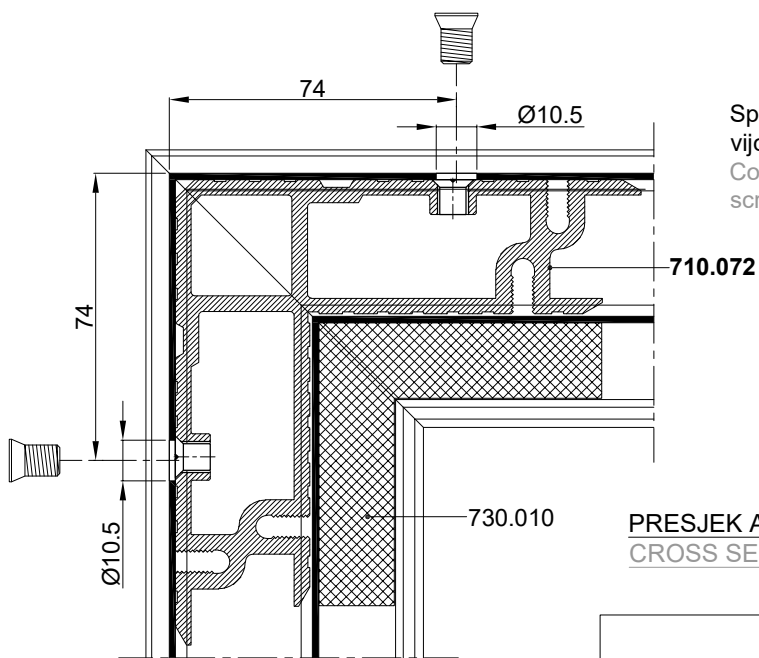


SPAJANJE PROFILA M45-701 KUTNIKOM 710.072
CONNECTION OF PROFILE M45-701 WITH CORNER BRACKET 710.072

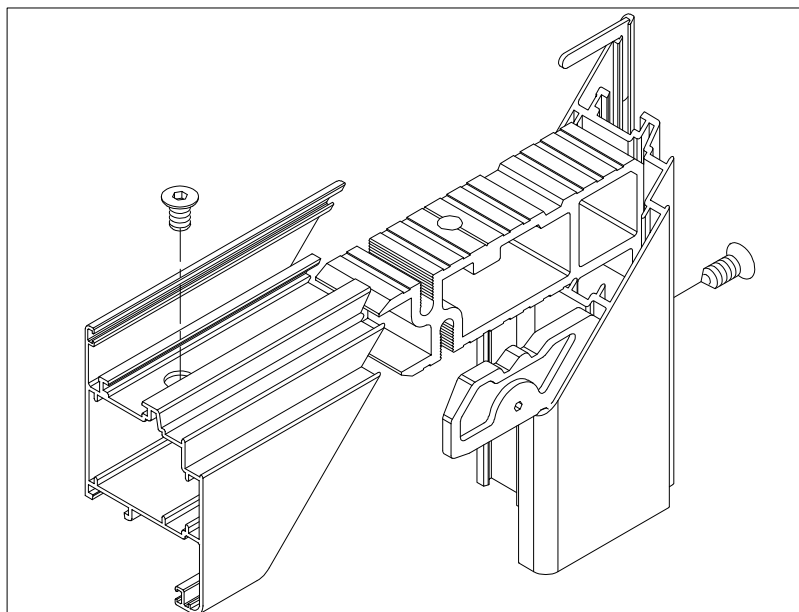
PRESJEK B-B
CROSS SECTION B-B



Spajanje kutnikom 710.072
vijcima M8x13 -tip Feal-(štanca S1)
Corner bracket connection 710.072
screws M8x13 -type Feal-(punch S1)

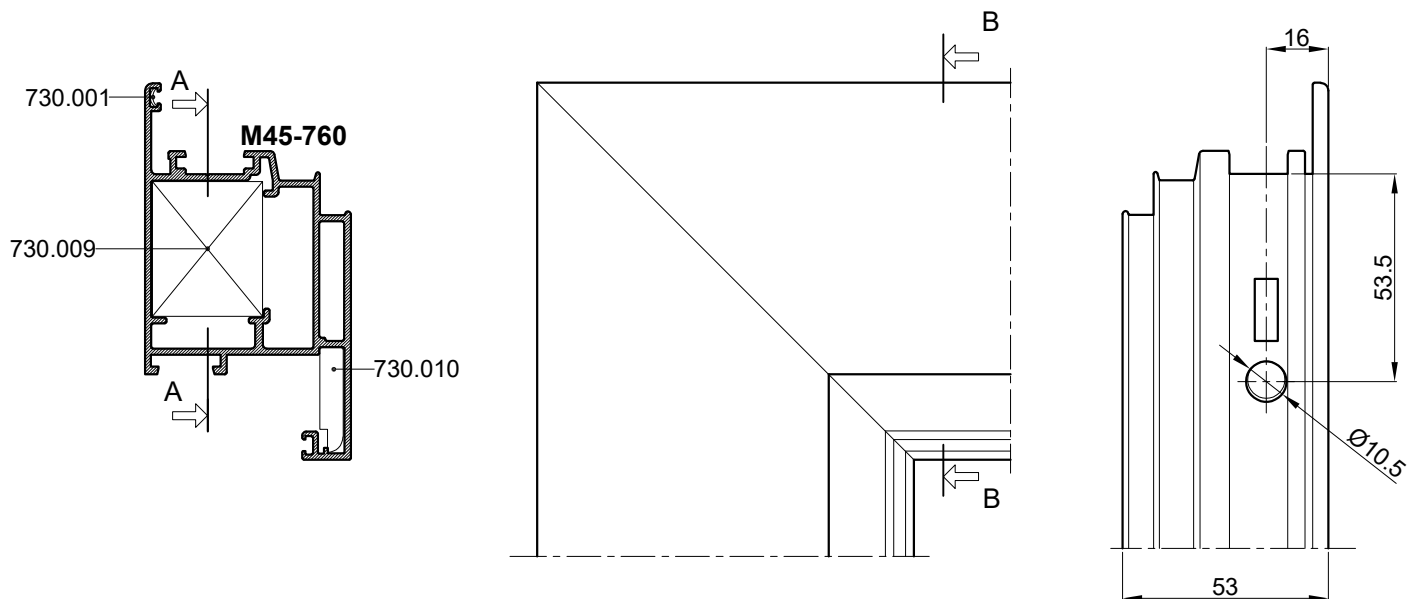


PRESJEK A-A
CROSS SECTION A-A

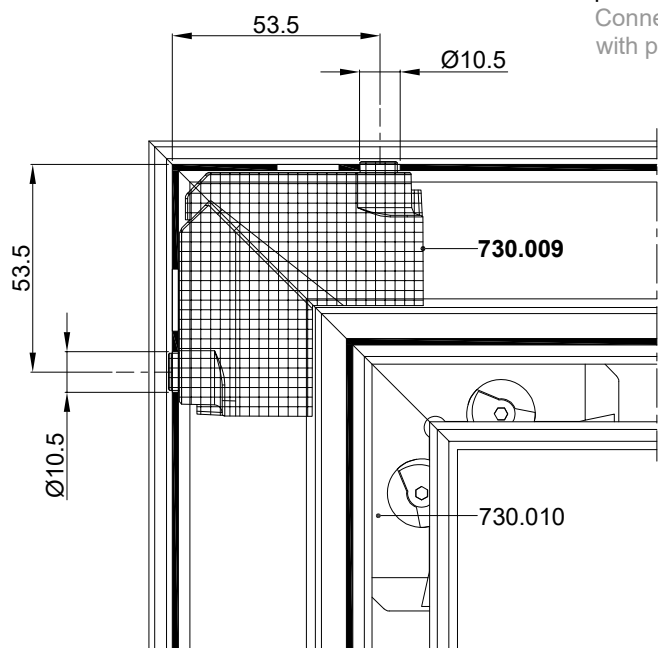


SPAJANJE PROFILA M45-760 KUTNIKOM 730.009
CONNECTION OF PROFILE M45-760 WITH CORNER BRACKET 730.009

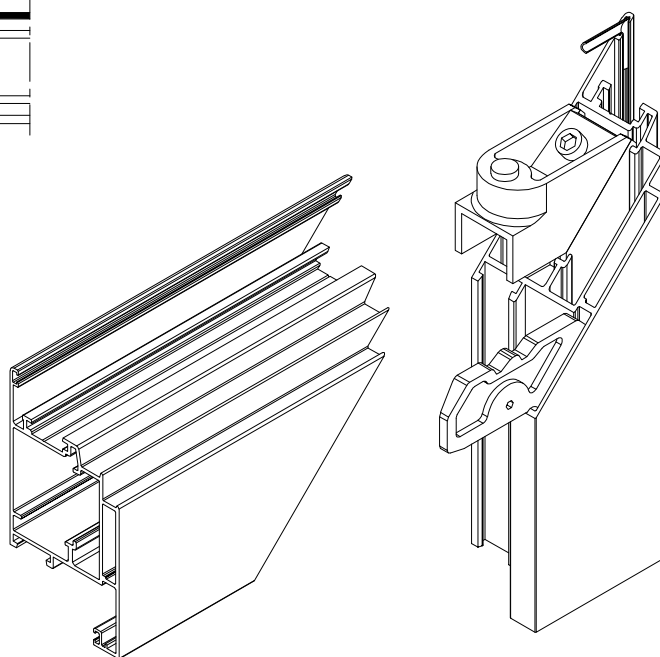
PRESJEK B-B
CROSS SECTION B-B



Spajanje kutnikom 730.009
predobradom štanca
Connectin with corner bracket 730.009
with punching preprocessing

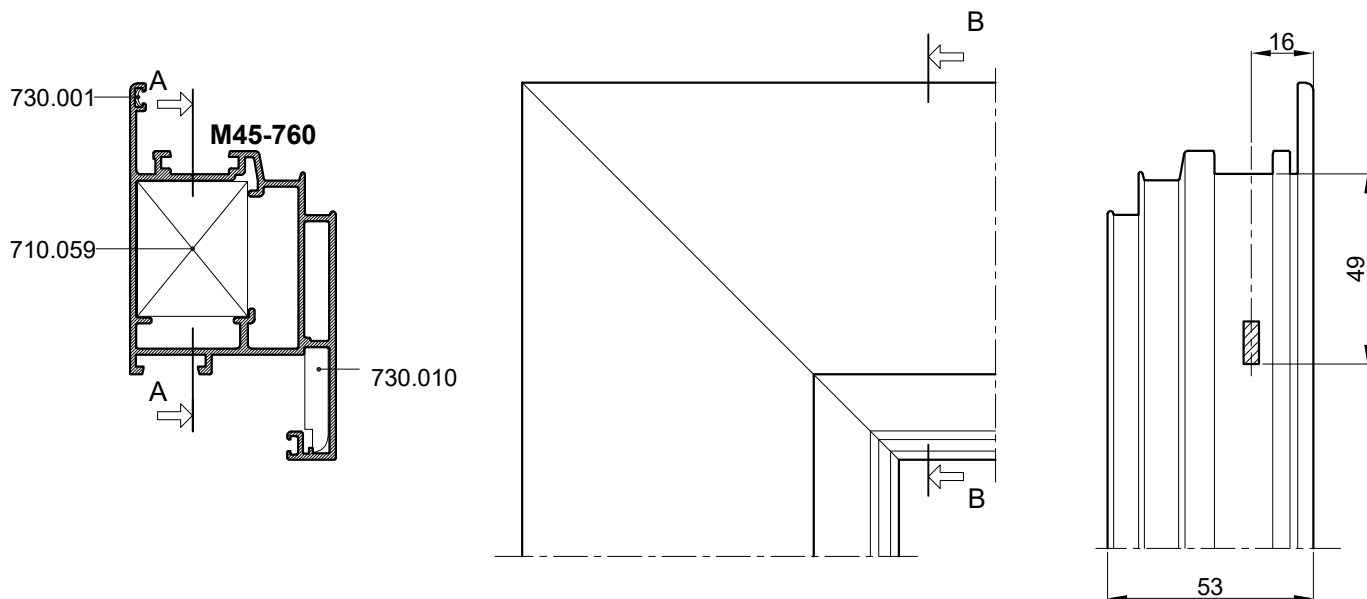


PRESJEK A-A
CROSS SECTION A-A

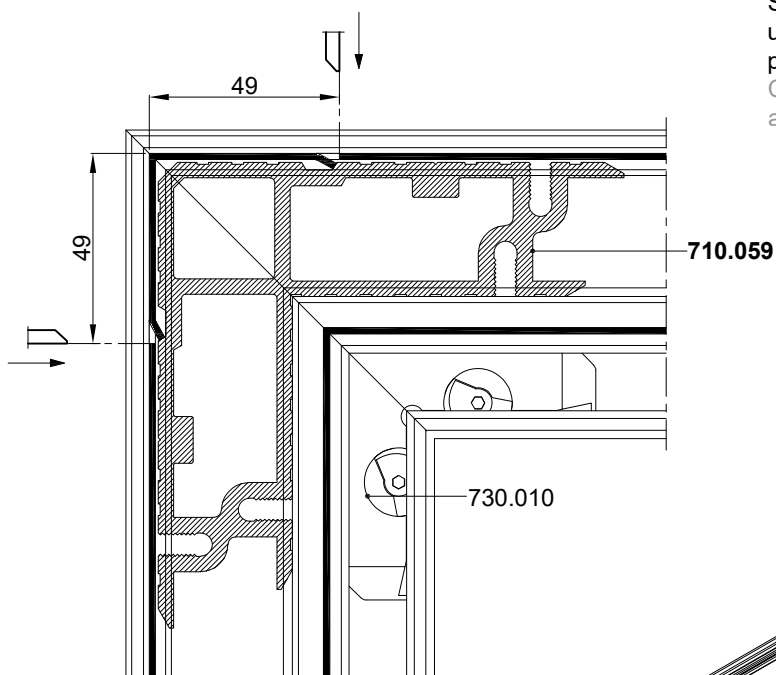


SPAJANJE PROFILA M45-760 KUTNIKOM 710.059
CONNECTION OF PROFILE M45-760 WITH CORNER BRACKET 710.059

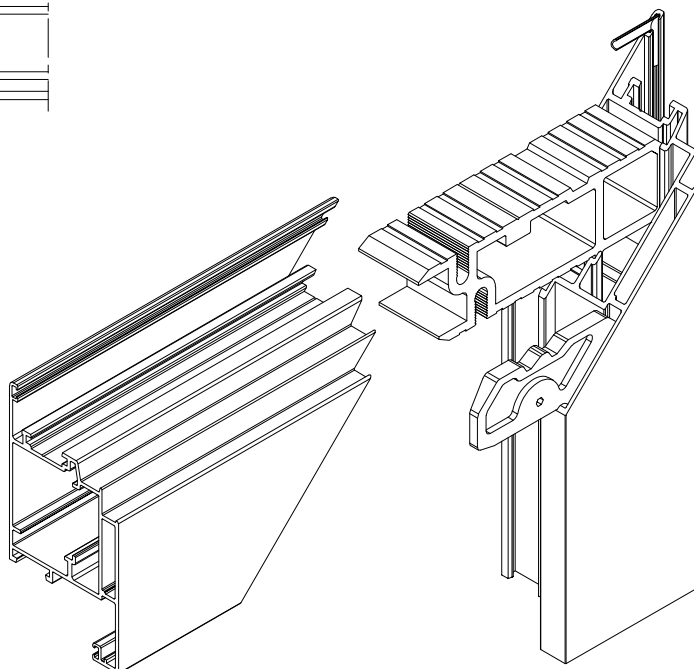
PRESJEK B-B
CROSS SECTION B-B



Spajanje kutnikom 710.059
uprešavanjem stijenke
profila u kutnu spojnicu
Corn. brac. connection 710.059
aluminium profile corner crimping

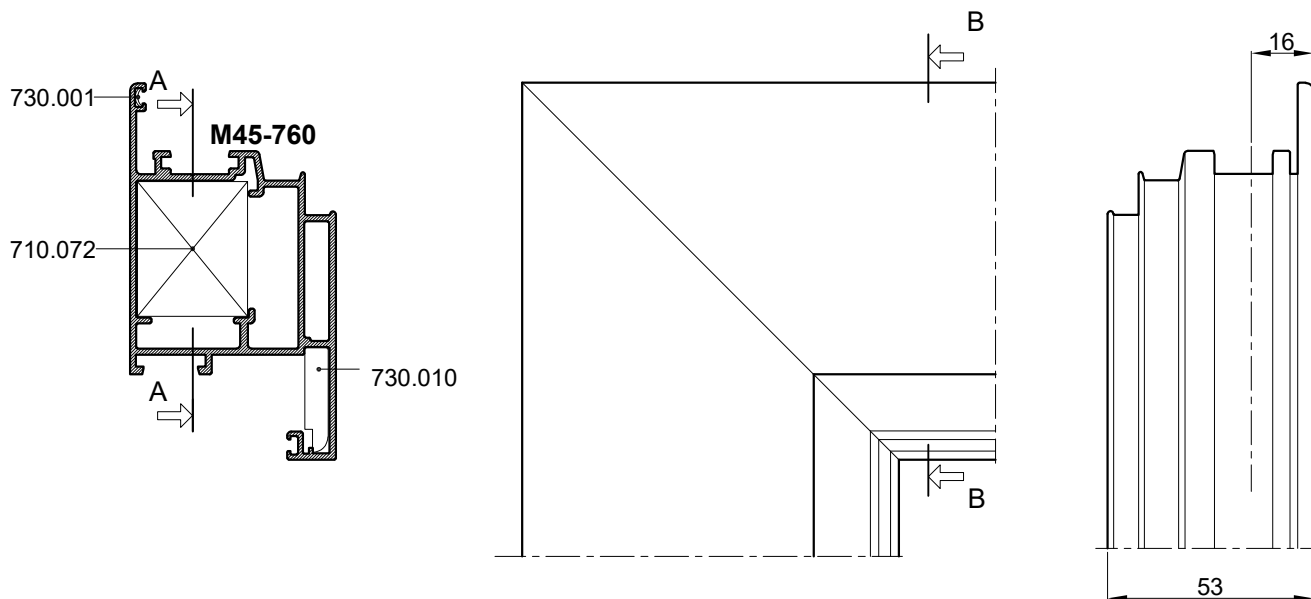


PRESJEK A-A
CROSS SECTION A-A

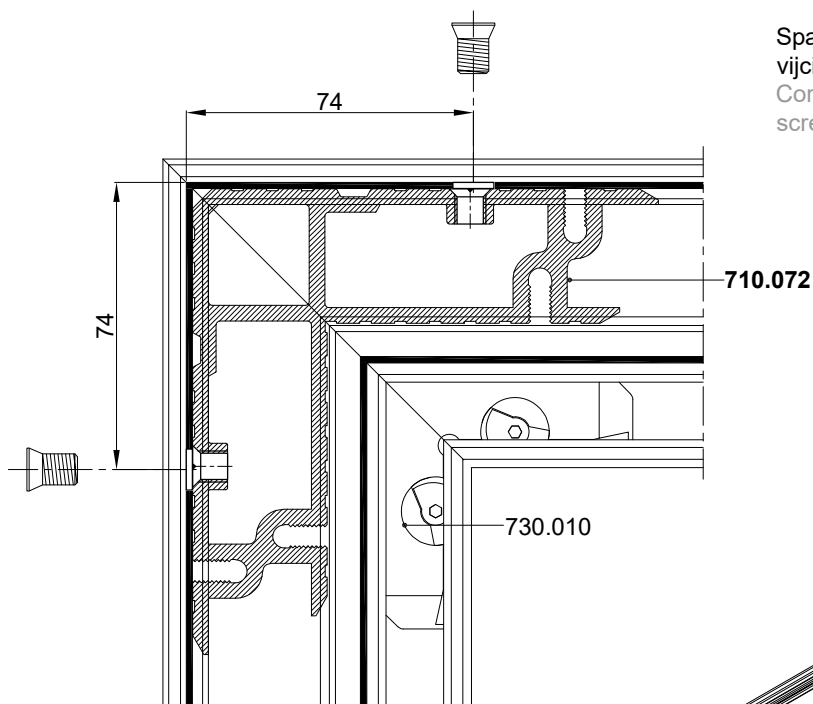


SPAJANJE PROFILA M45-760 KUTNIKOM 710.072
CONNECTION OF PROFILE M45-760 WITH CORNER BRACKET 710.072

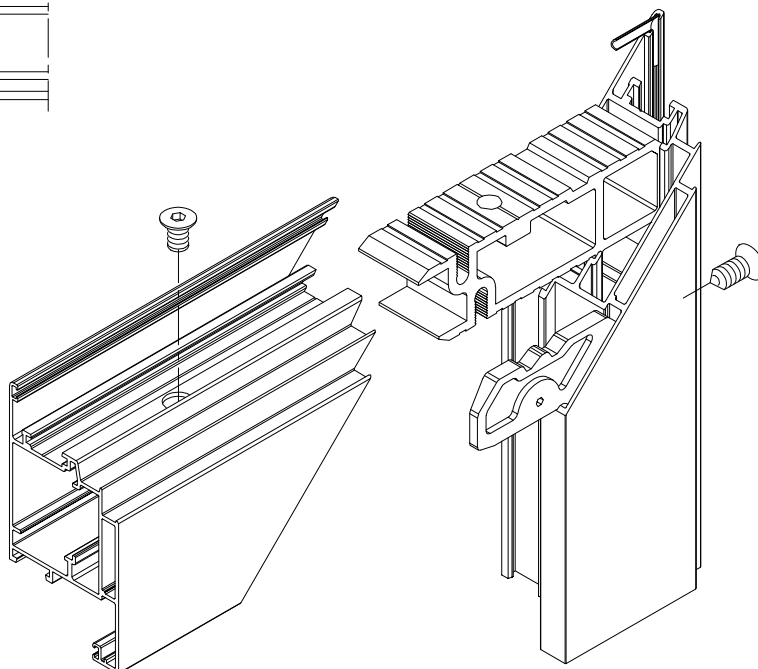
PRESJEK B-B
CROSS SECTION B-B



Spajanje kutnikom 710.072
vijcima M8x13 -tip Feal-(štanca S1)
Corner bracket connection 710.072
screws M8x13 -type Feal-(punch S1)

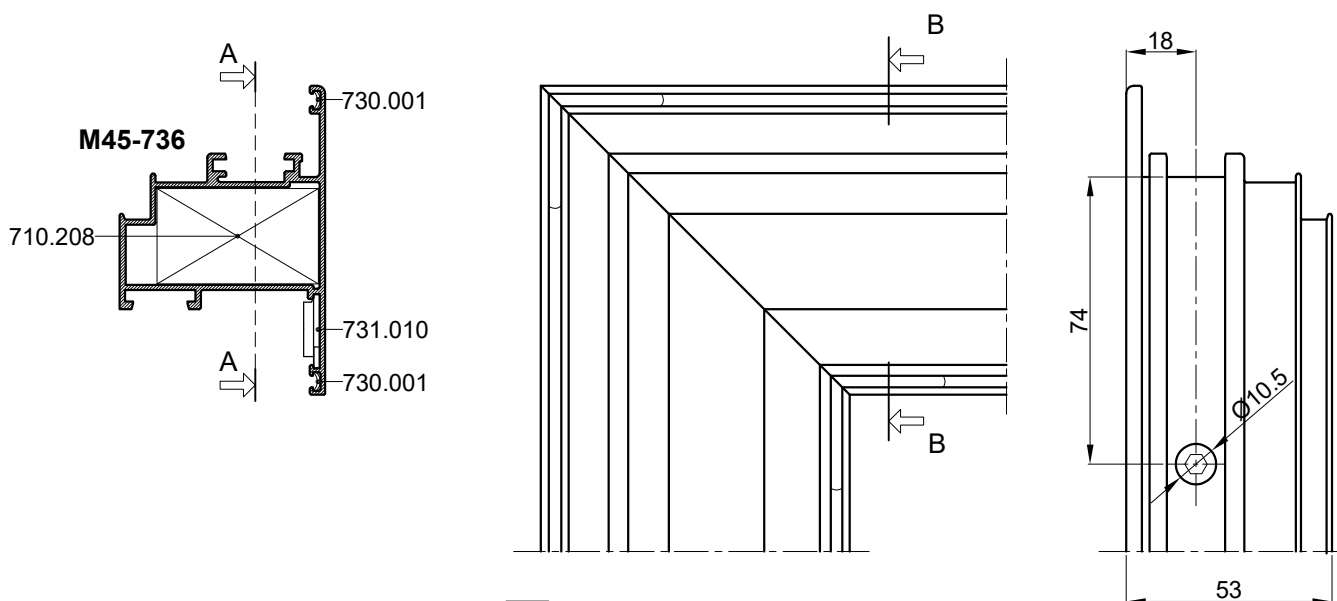


PRESJEK A-A
CROSS SECTION A-A

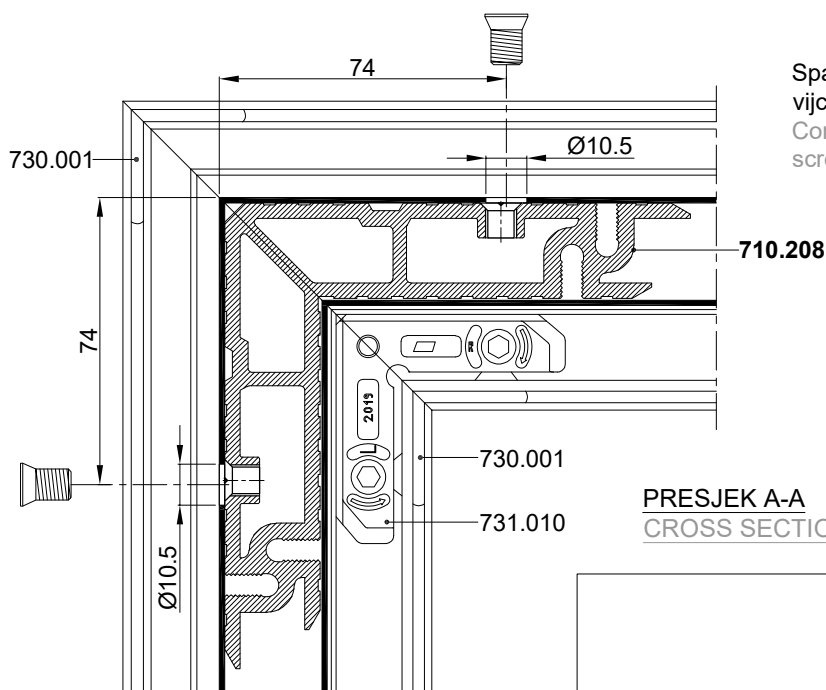


SPAJANJE PROFILA M45-736 KUTNIKOM 710.208
CONNECTION OF PROFILE M45-736 WITH CORNER BRACKET 710.208

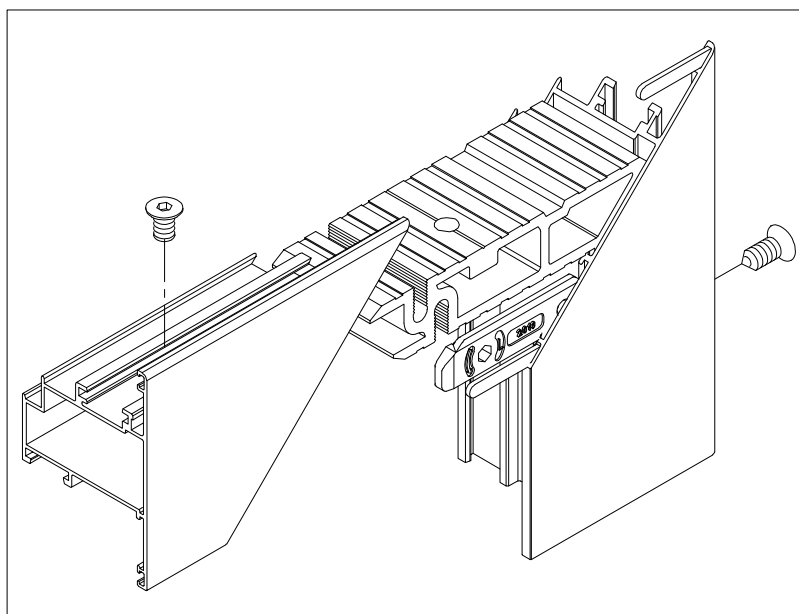
PRESJEK B-B
CROSS SECTION B-B



Spajanje kutnikom 710.208
vjcima M8x13 -tip Feal-(štanca S1)
Corner bracket connection 710.208
screws M8x13 -type Feal-(punch S1)

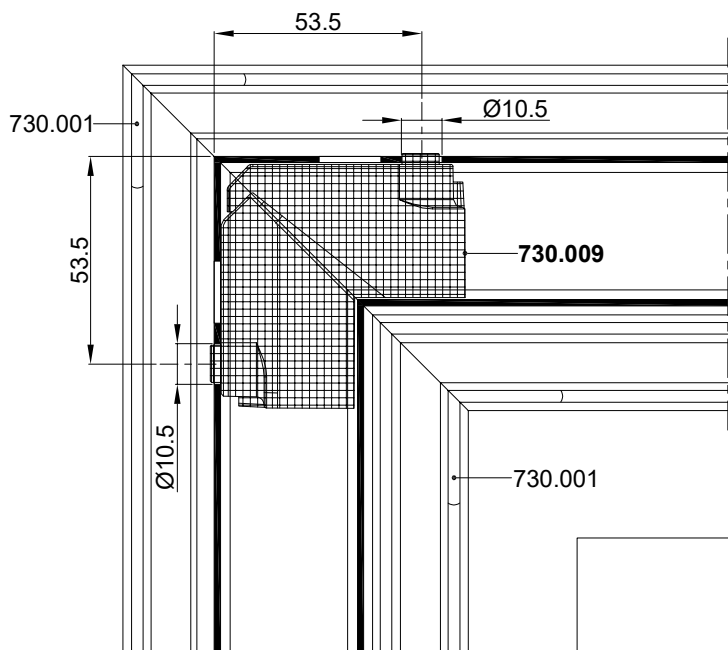
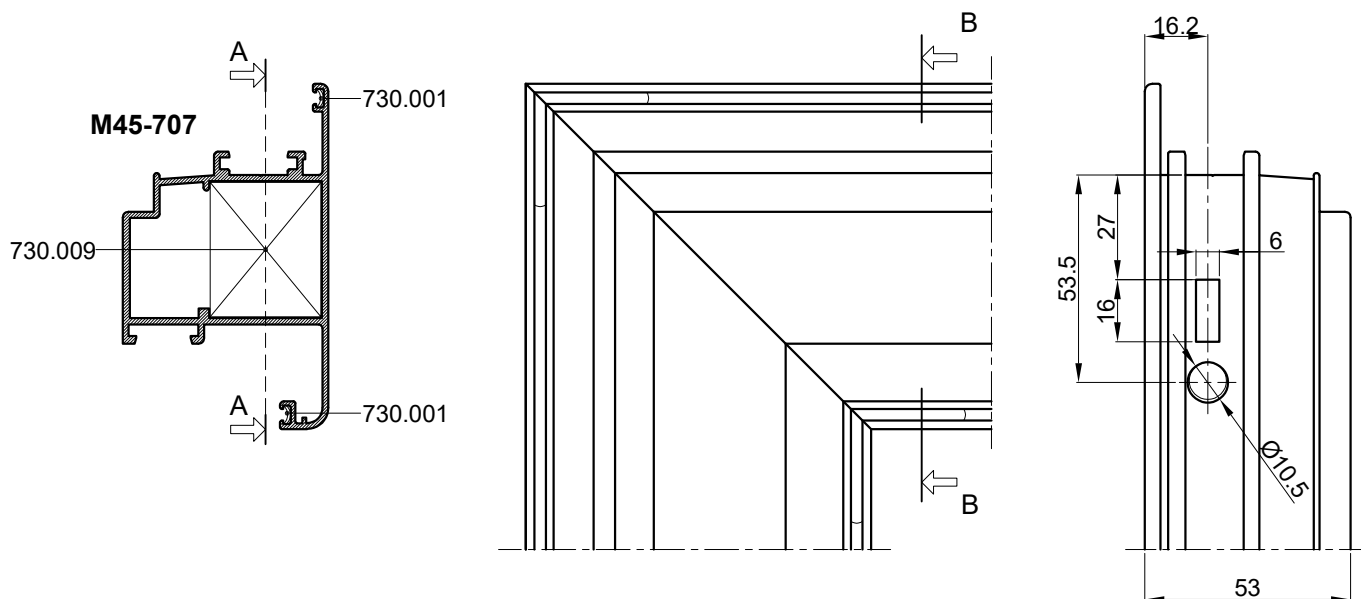


PRESJEK A-A
CROSS SECTION A-A



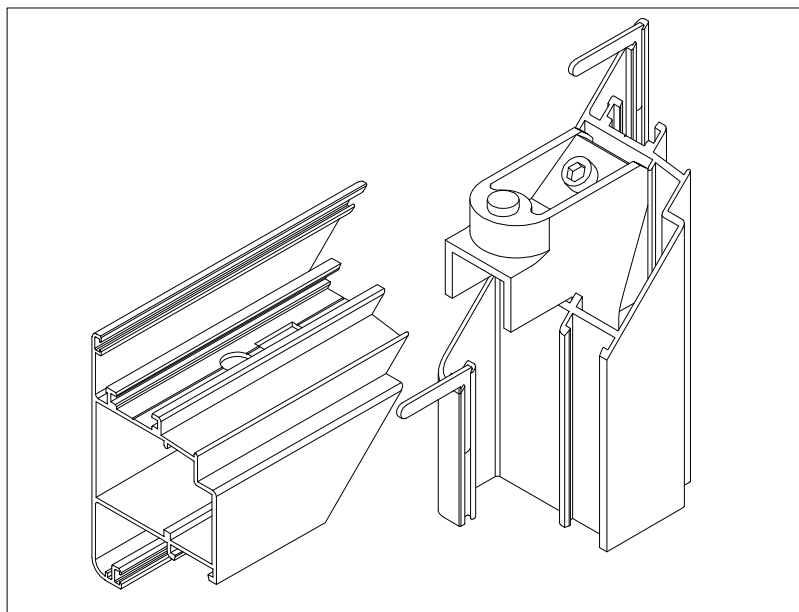
SPAJANJE PROFILA M45-707 KUTNIKOM 730.009
CONNECTION OF PROFILE M45-707 WITH CORNER BRACKET 730.009

PRESJEK B-B
CROSS SECTION B-B



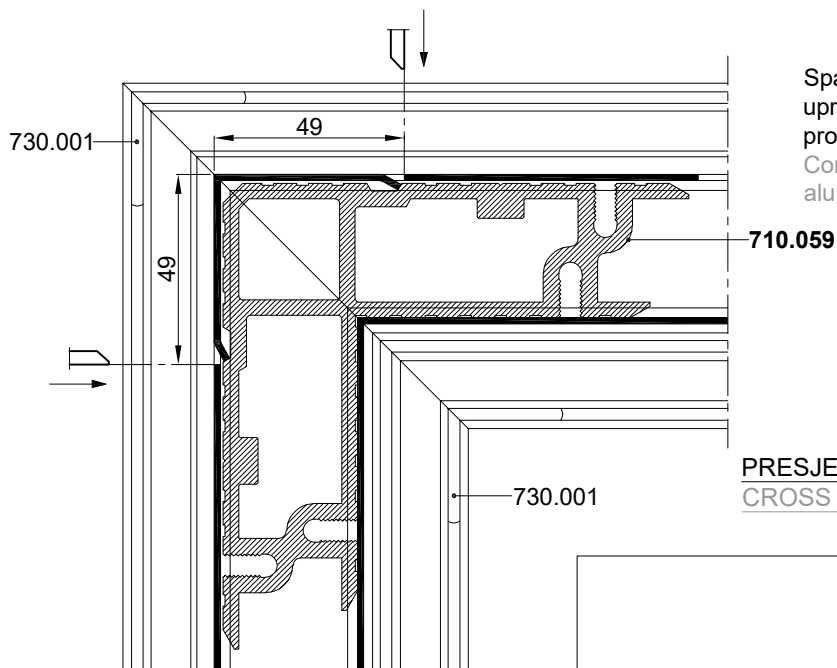
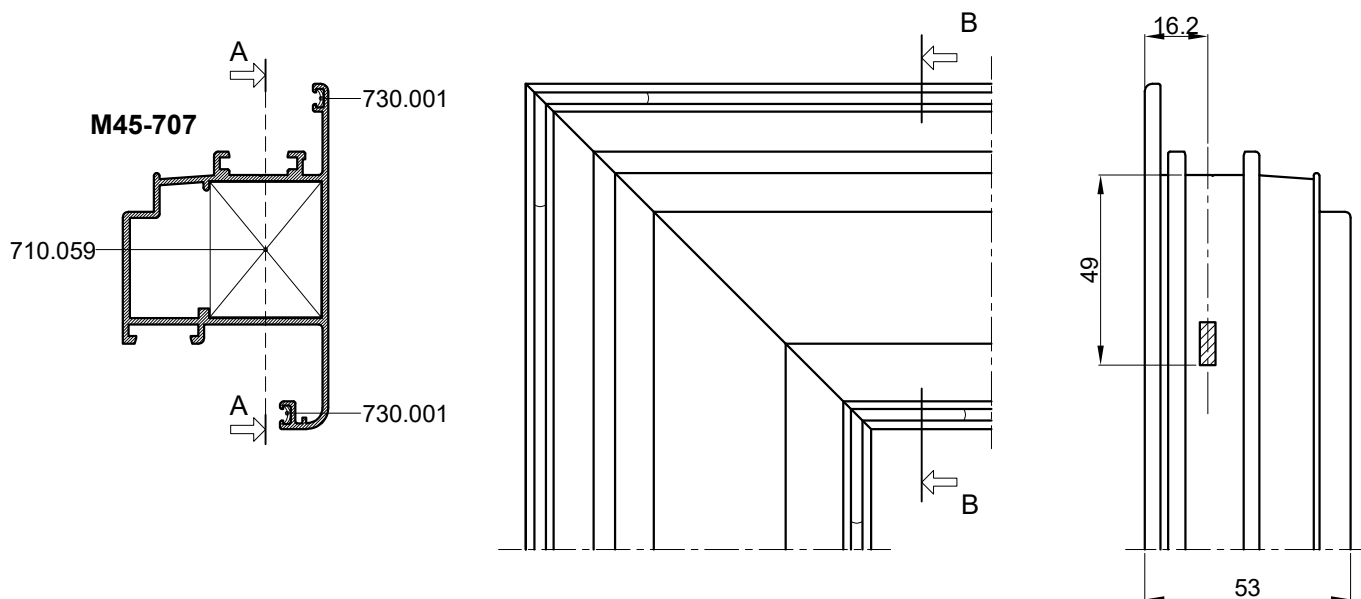
Spajanje kutnikom 730.009
predobradom štancanja
Connectin with corner bracket 730.009
with punching preprocessing

PRESJEK A-A
CROSS SECTION A-A



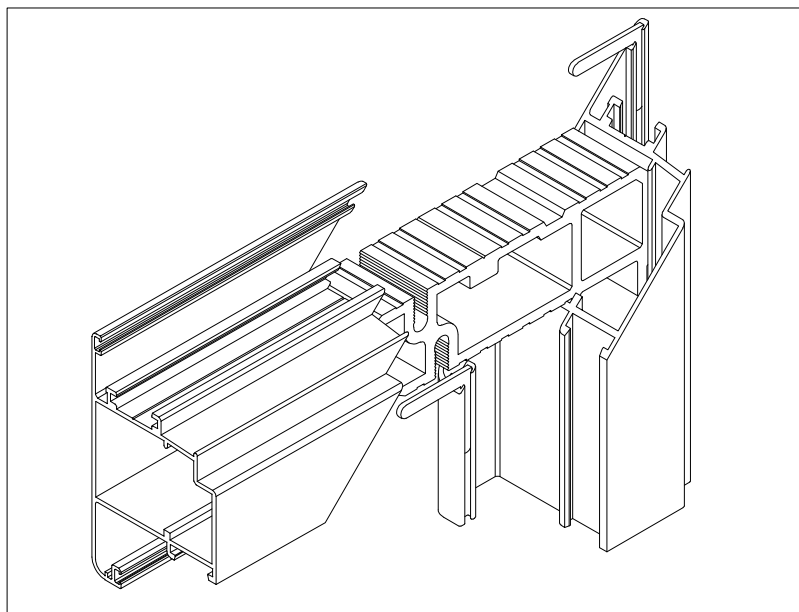
SPAJANJE PROFILA M45-707 KUTNIKOM 710.059
CONNECTION OF PROFILE M45-707 WITH CORNER BRACKET 710.059

PRESJEK B-B
CROSS SECTION B-B



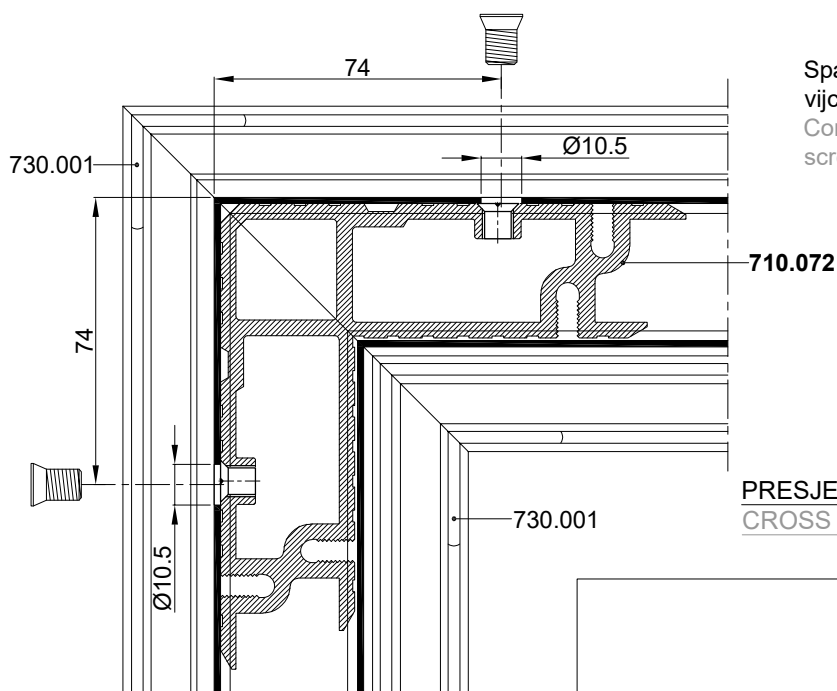
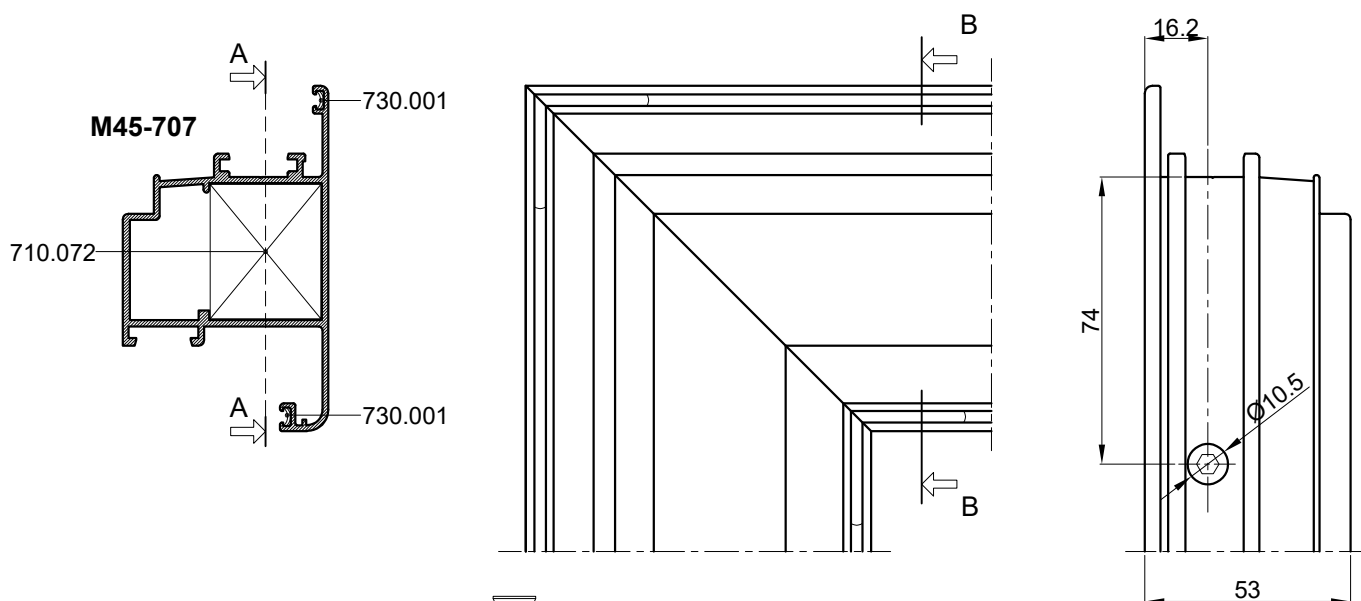
Spajanje kutnikom 710.059
uprešavanjem stijenke
profila u kutnu spojnicu
Corn. brac. connection 710.059
aluminium profile corner crimping

PRESJEK A-A
CROSS SECTION A-A



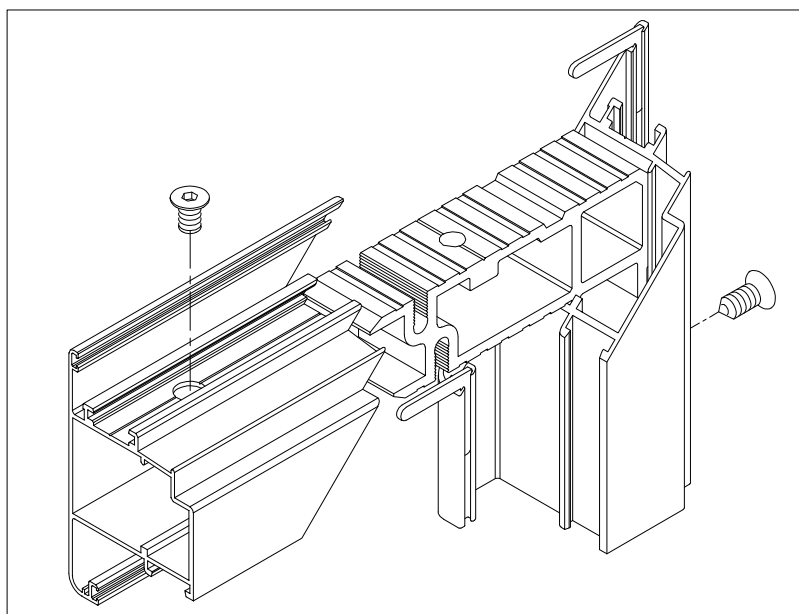
SPAJANJE PROFILA M45-707 KUTNIKOM 710.072
CONNECTION OF PROFILE M45-707 WITH CORNER BRACKET 710.072

PRESJEK B-B
CROSS SECTION B-B



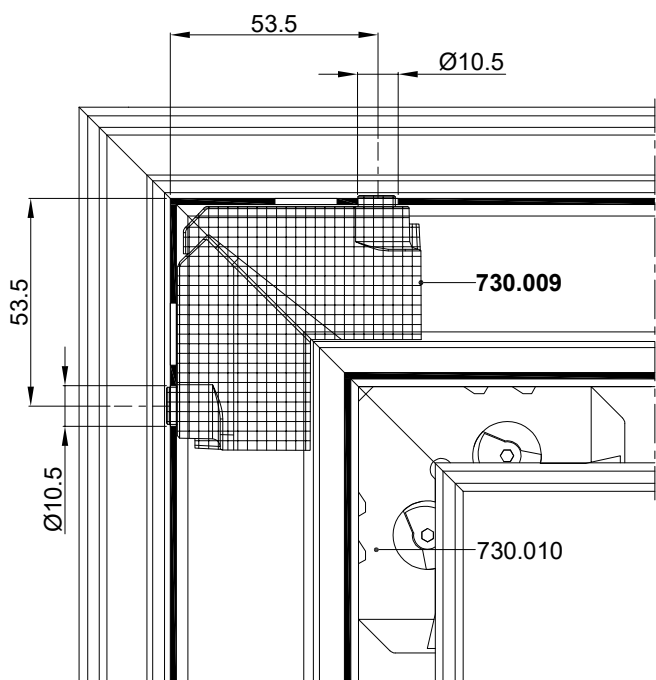
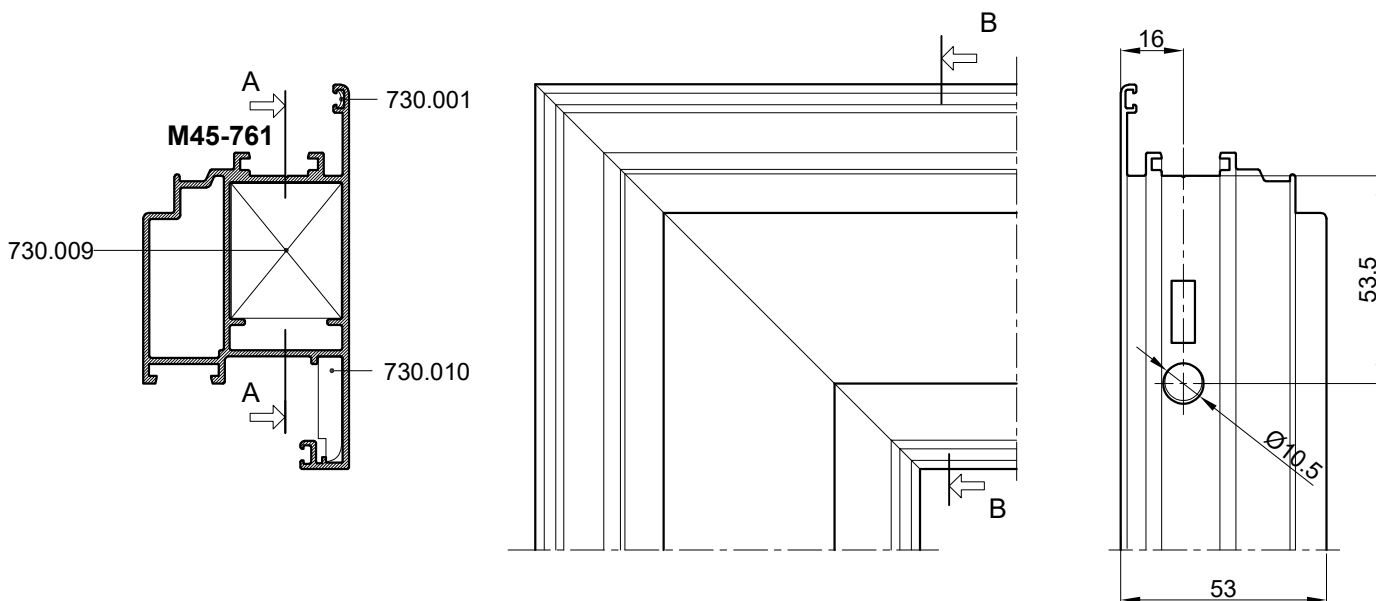
Spajanje kutnikom 710.517
vijcima M8x13 -tip Feal-(štanca S1)
Corner bracket connection 710.517
screws M8x13 -type Feal-(punch S1)

PRESJEK A-A
CROSS SECTION A-A



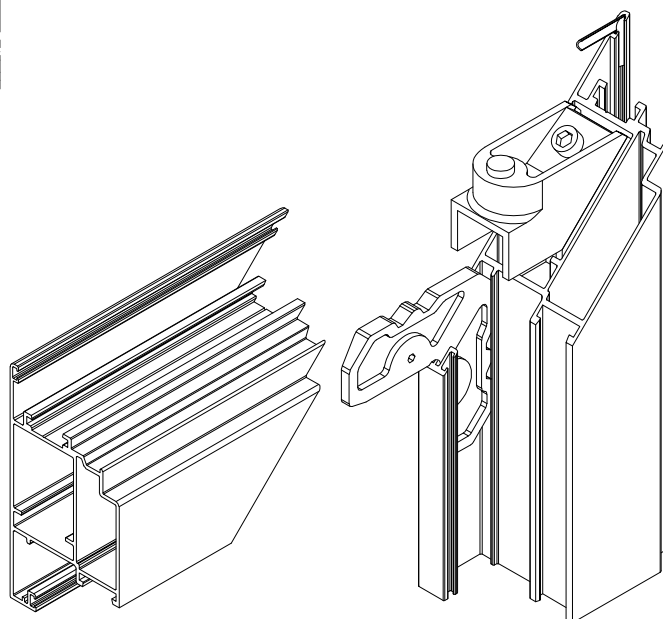
SPAJANJE PROFILA M45-761 KUTNIKOM 730.009
CONNECTION OF PROFILE M45-761 WITH CORNER BRACKET 730.009

PRESJEK B-B
CROSS SECTION B-B



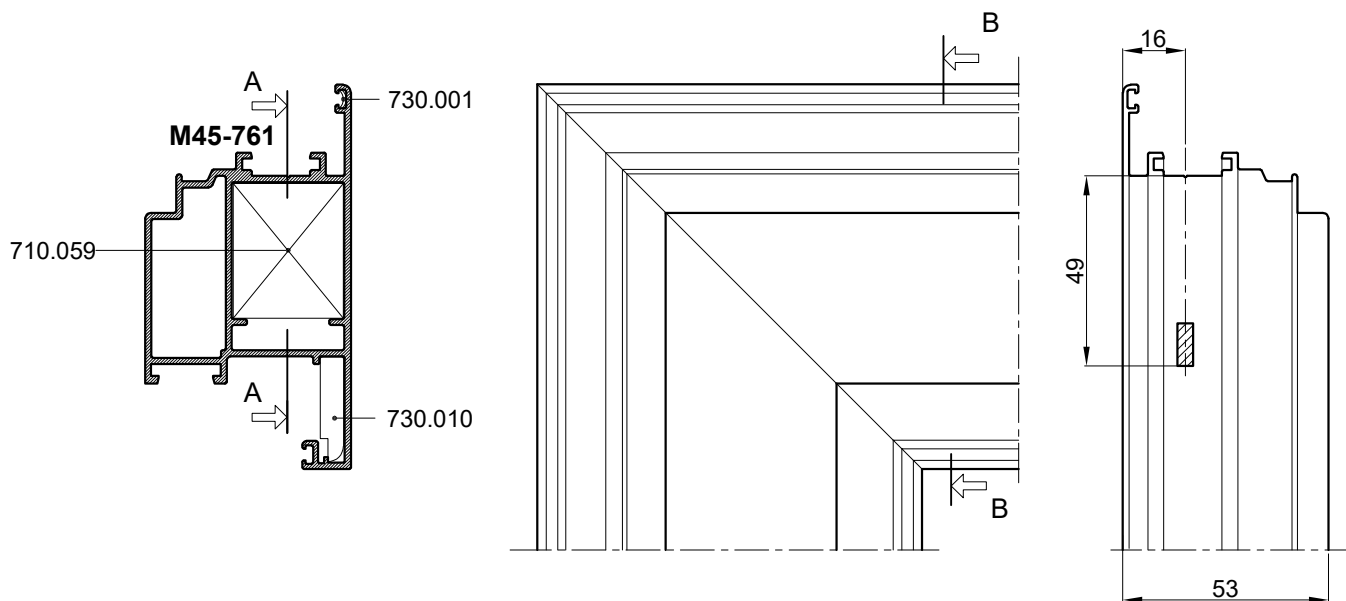
PRESJEK A-A
CROSS SECTION A-A

Spajanje kutnikom 730.009
predobradom štanca
Connectin with corner bracket 730.009
with punching preprocessing

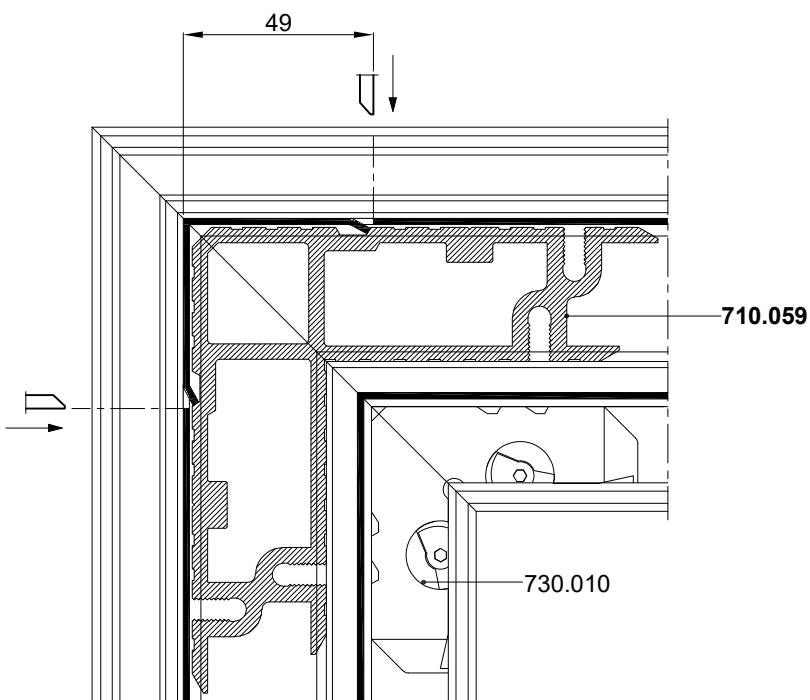


SPAJANJE PROFILA M45-761 KUTNIKOM 710.059
CONNECTION OF PROFILE M45-761 WITH CORNER BRACKET 710.059

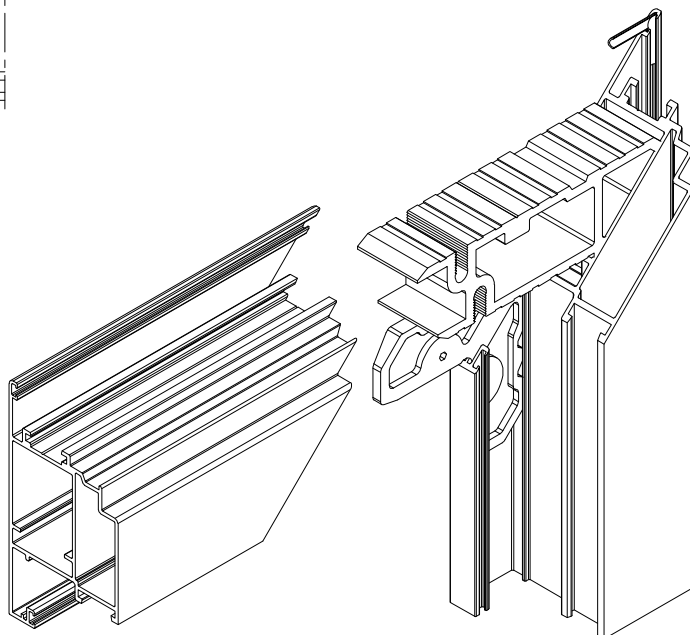
PRESJEK B-B
CROSS SECTION B-B



Spajanje kutnikom 710.059
uprešavanjem stijenke
profila u kutnu spojnicu
Corn. brac. connection 710.059
aluminium profile corner crimping

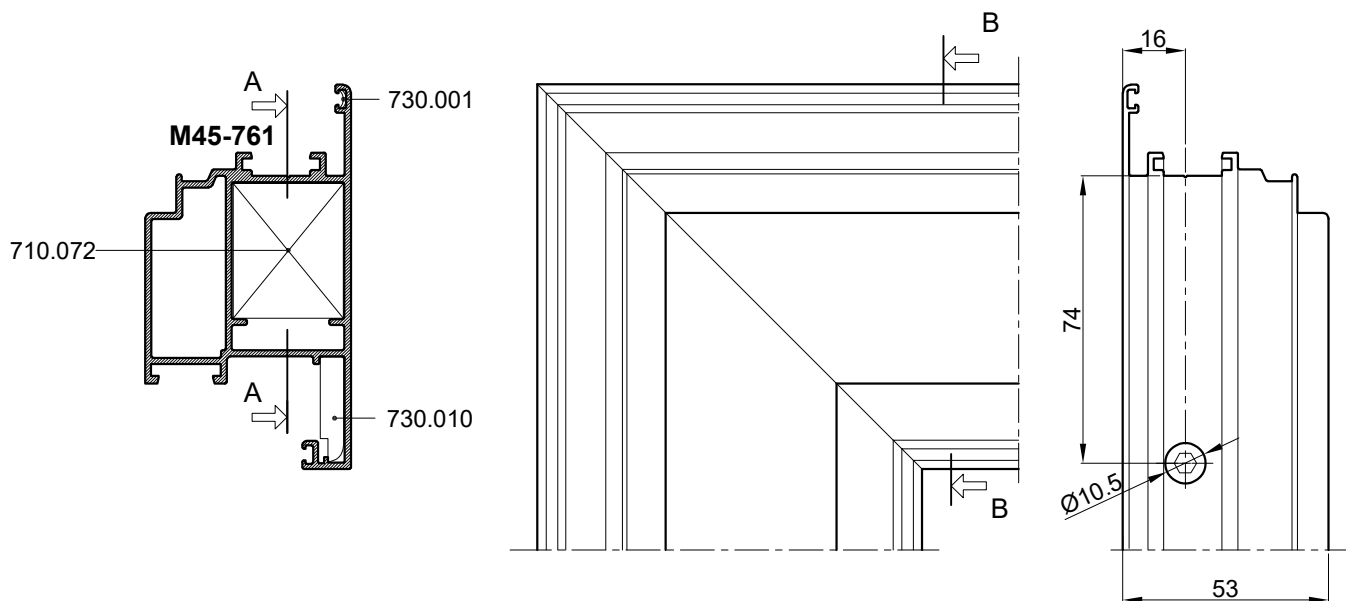


PRESJEK A-A
CROSS SECTION A-A

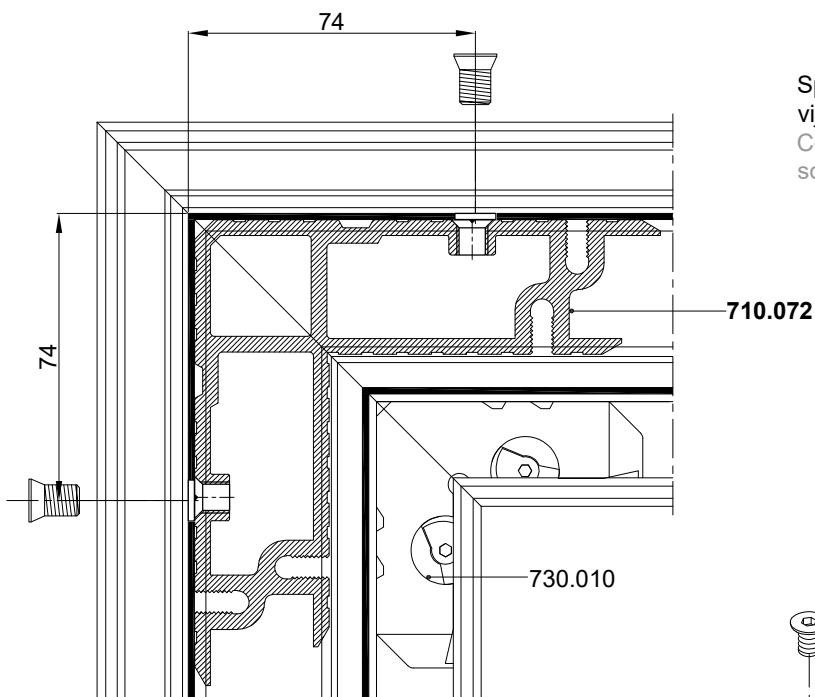


SPAJANJE PROFILA M45-761 KUTNIKOM 710.072
CONNECTION OF PROFILE M45-761 WITH CORNER BRACKET 710.072

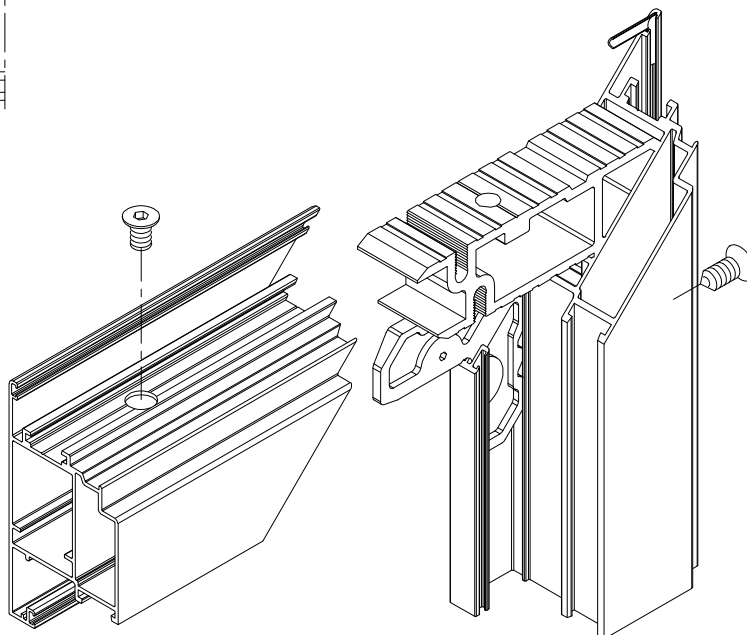
PRESJEK B-B
CROSS SECTION B-B



Spajanje kutnikom 710.072
vijcima M8x13 -tip Feal-(štanca S1)
Corner bracket connection 710.072
screws M8x13 -type Feal-(punch S1)

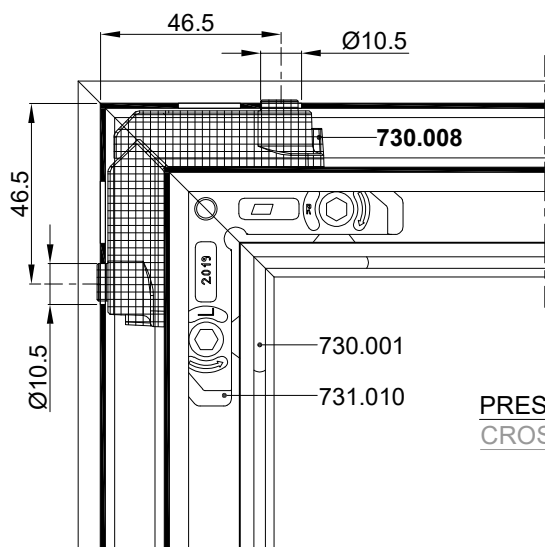
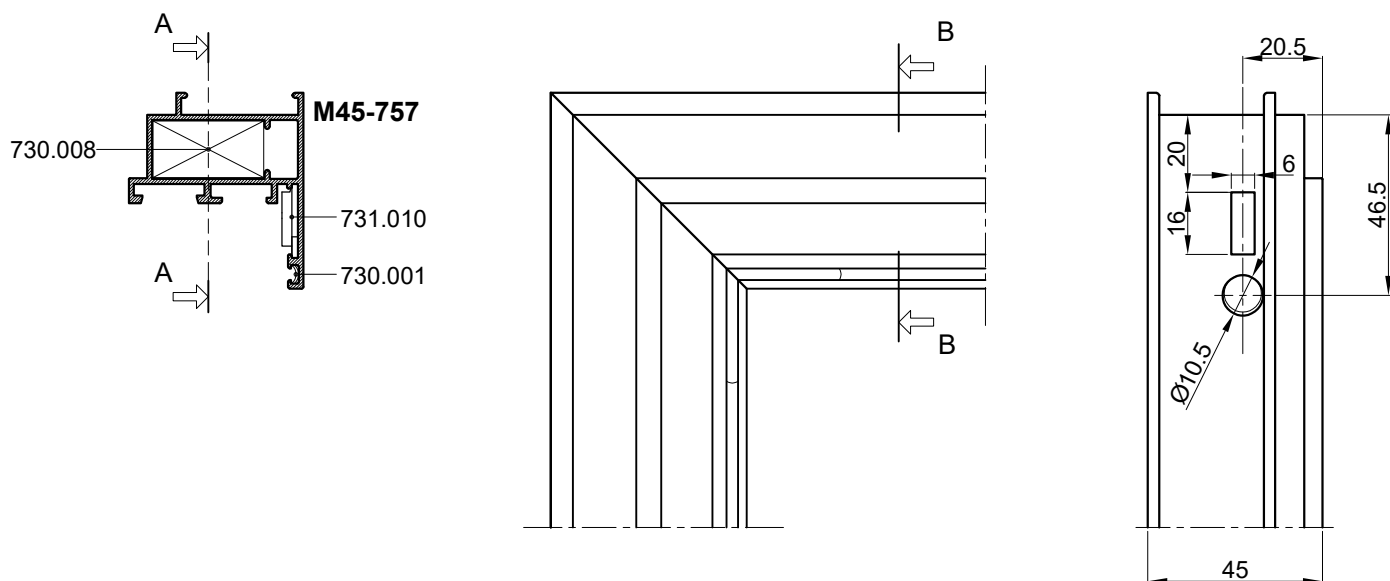


PRESJEK A-A
CROSS SECTION A-A



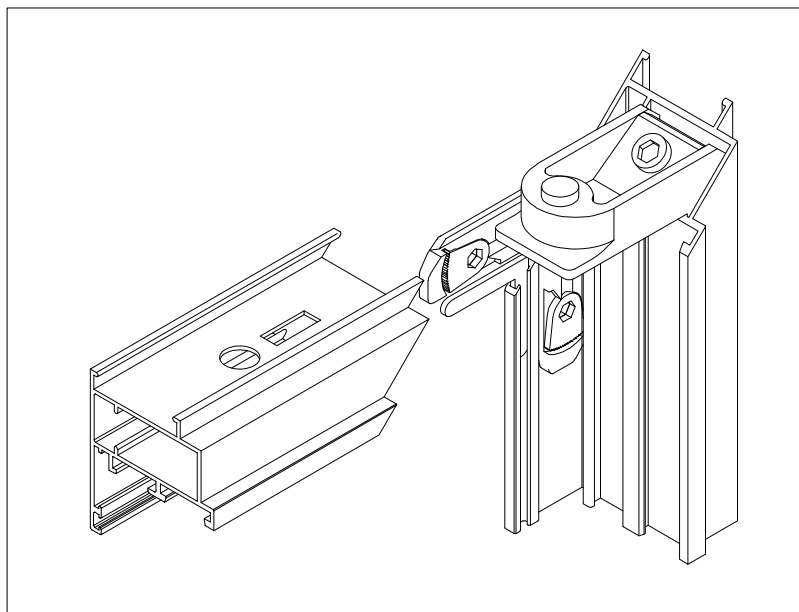
SPAJANJE PROFILA M45-757 KUTNIKOM 730.008
CONNECTION OF PROFILE M45-757 WITH CORNER BRACKET 730.008

PRESJEK B-B
CROSS SECTION B-B



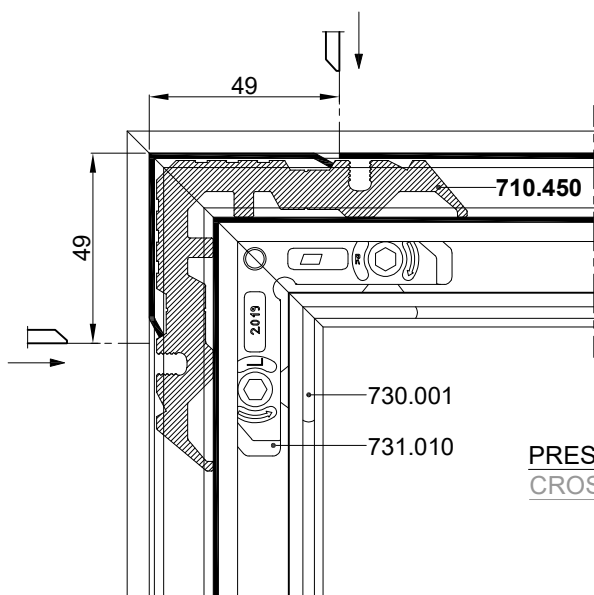
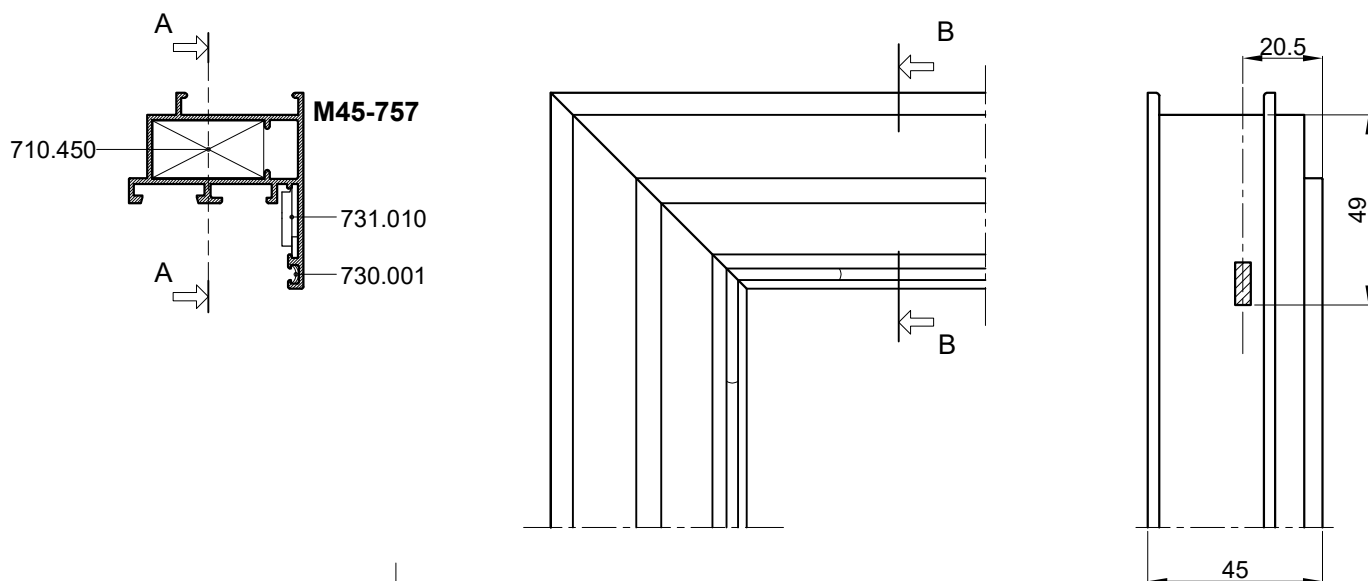
Spajanje kutnikom 730.008
predobradom štancanja
Connectin with corner bracket 730.008
with punching preprocessing

PRESJEK A-A
CROSS SECTION A-A



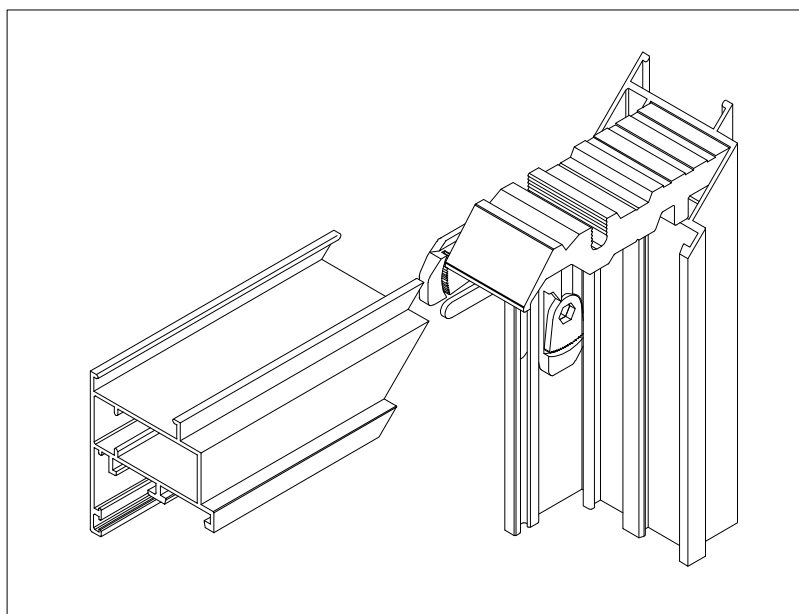
SPAJANJE PROFILA M45-757 KUTNIKOM 710.450
CONNECTION OF PROFILE M45-757 WITH CORNER BRACKET 710.450

PRESJEK B-B
CROSS SECTION B-B



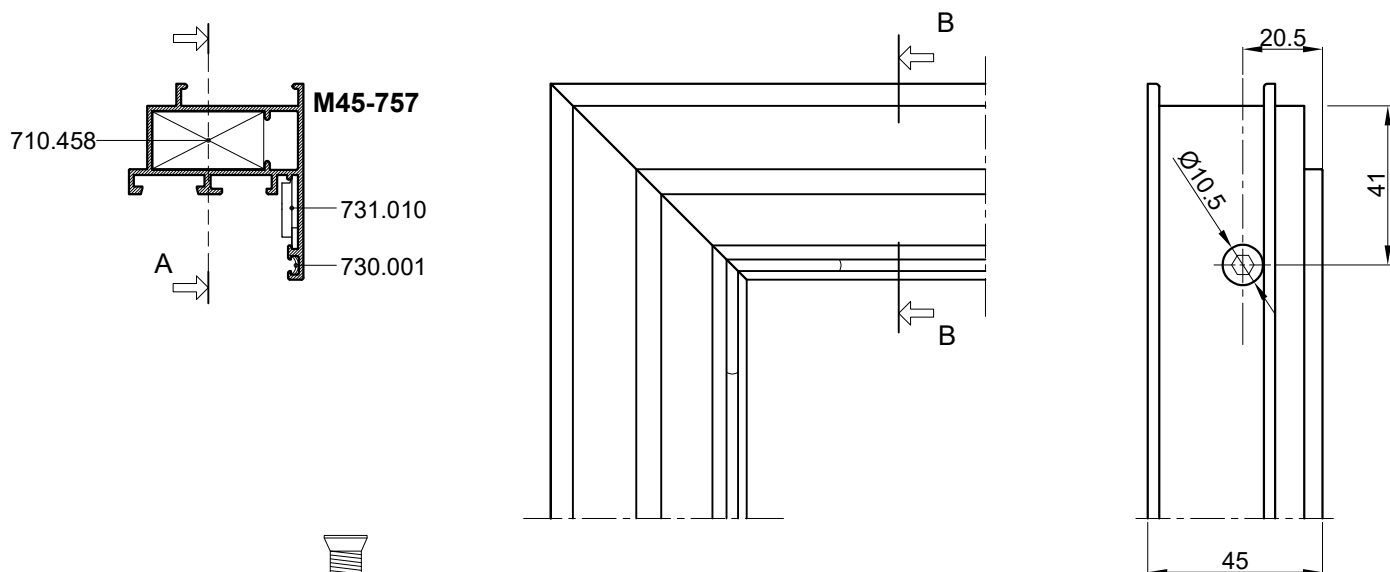
Spajanje kutnikom 710.450
uprešavanjem stijenke
profila u kutnu spojnicu
Corn. brac. connection 710.450
aluminium profile corner crimping

PRESJEK A-A
CROSS SECTION A-A

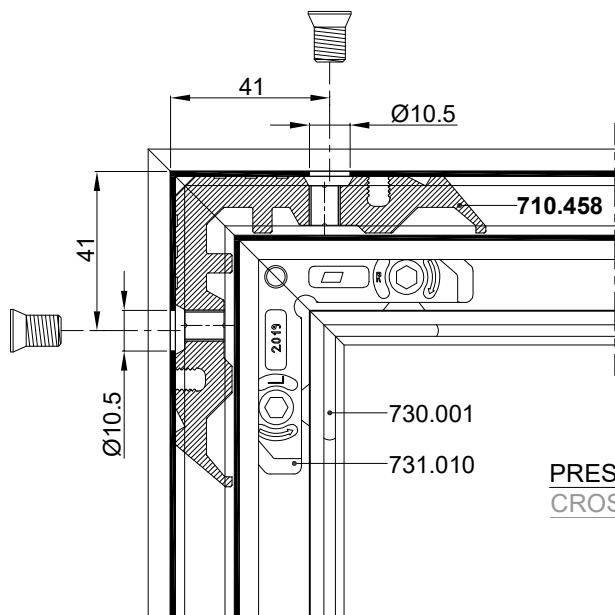


SPAJANJE PROFILA M45-757 KUTNIKOM 710.458
CONNECTION OF PROFILE M45-757 WITH CORNER BRACKET 710.458

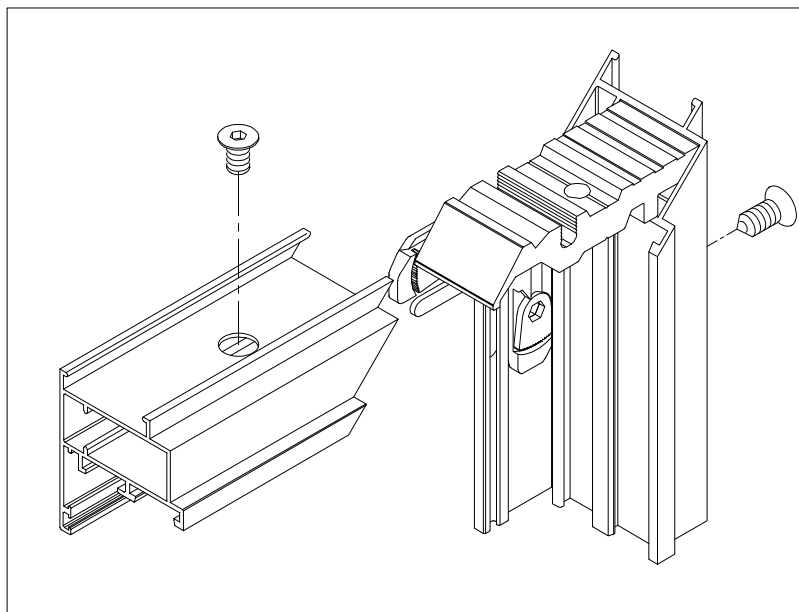
PRESJEK B-B
CROSS SECTION B-B



Spajanje kutnikom 710.458
vjcima M8x13 -tip Feal-(štanca S1)
Corner bracket connection 710.458
screws M8x13 -type Feal-(punch S1)

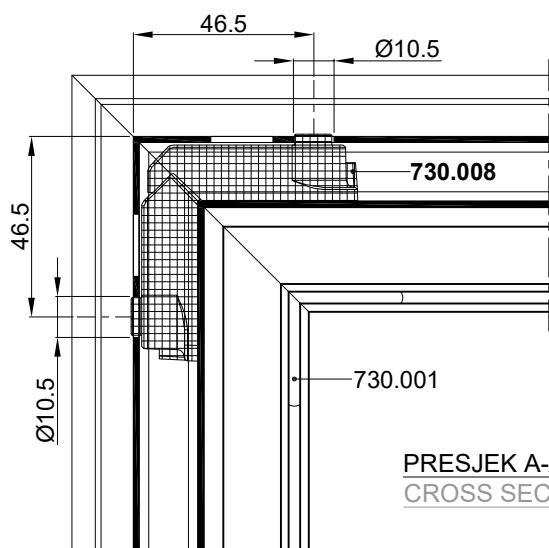
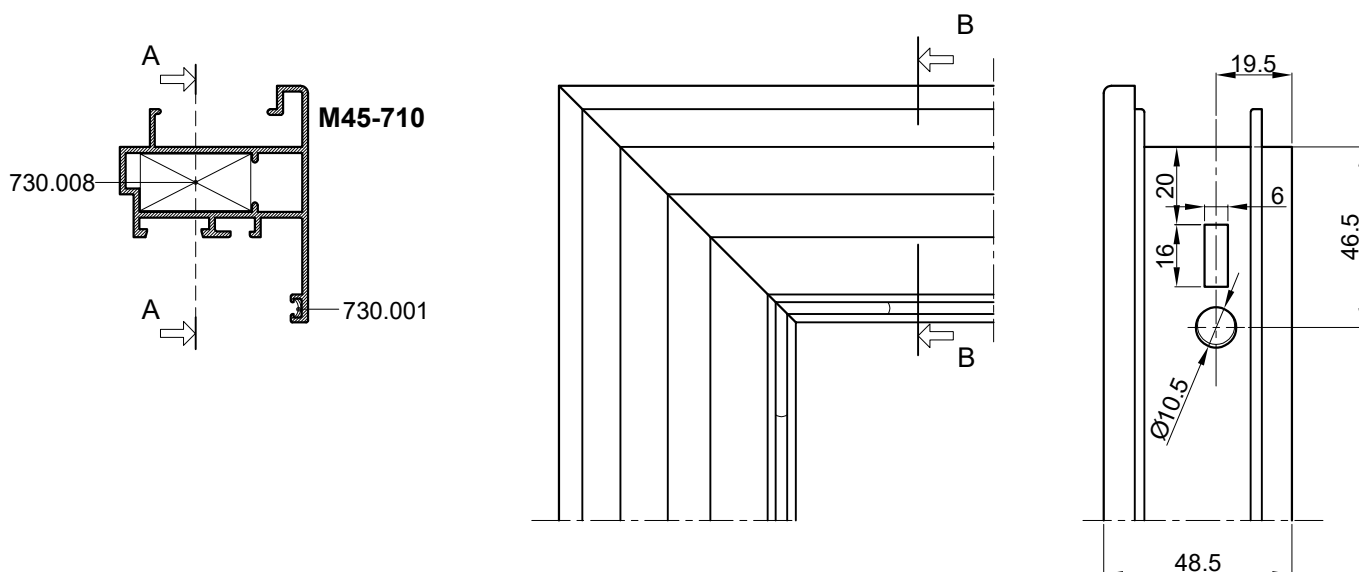


PRESJEK A-A
CROSS SECTION A-A



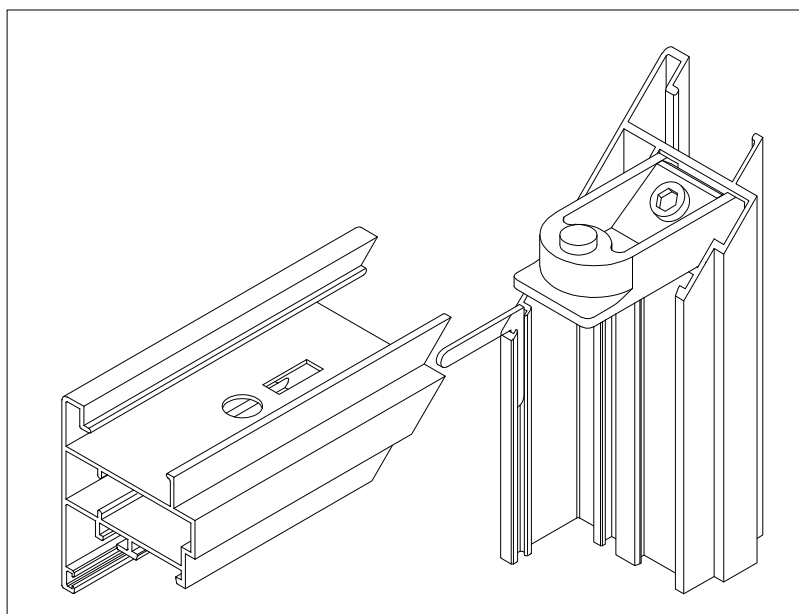
SPAJANJE PROFILA M45-710 KUTNIKOM 730.008
CONNECTION OF PROFILE M45-710 WITH CORNER BRACKET 730.008

PRESJEK B-B
CROSS SECTION B-B



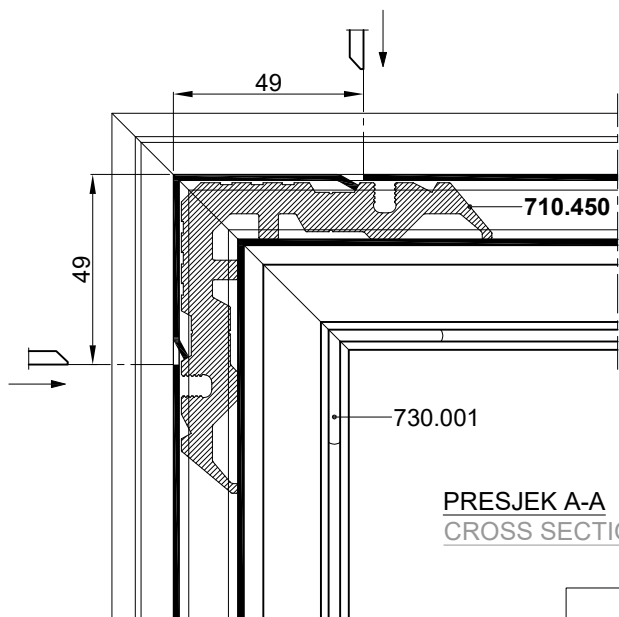
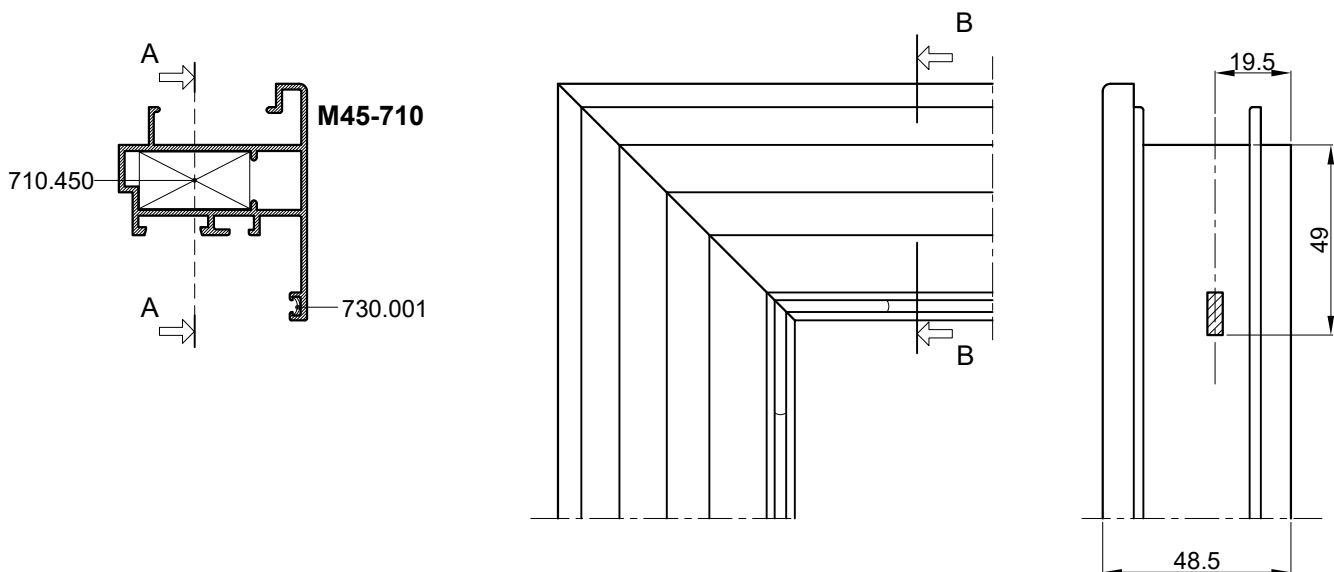
Spajanje kutnikom 730.008
predobradom štancanja
Connectin with corner bracket 730.008
with punching preprocessing

PRESJEK A-A
CROSS SECTION A-A



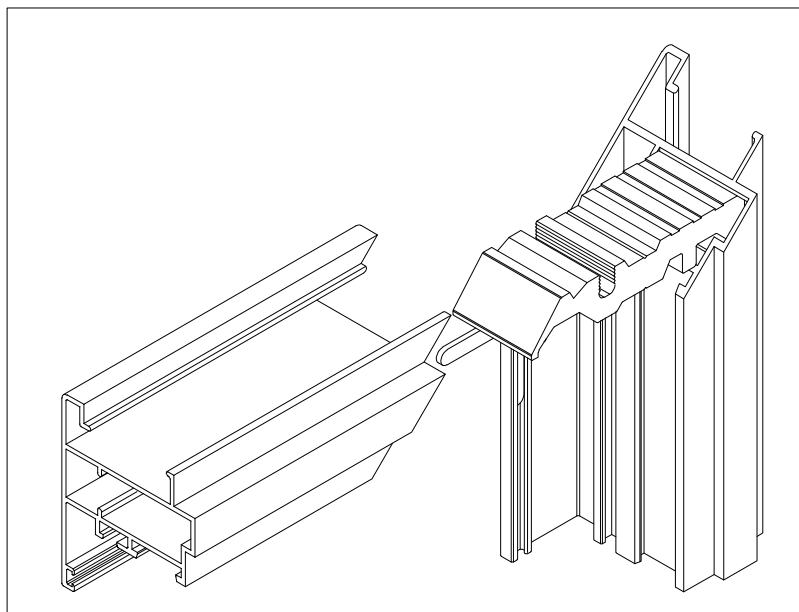
SPAJANJE PROFILA M45-710 KUTNIKOM 710.450
CONNECTION OF PROFILE M45-710 WITH CORNER BRACKET 710.450

PRESJEK B-B
CROSS SECTION B-B



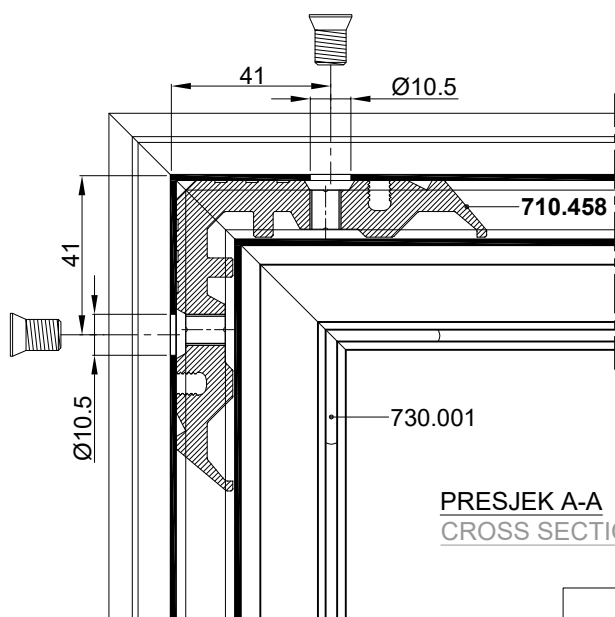
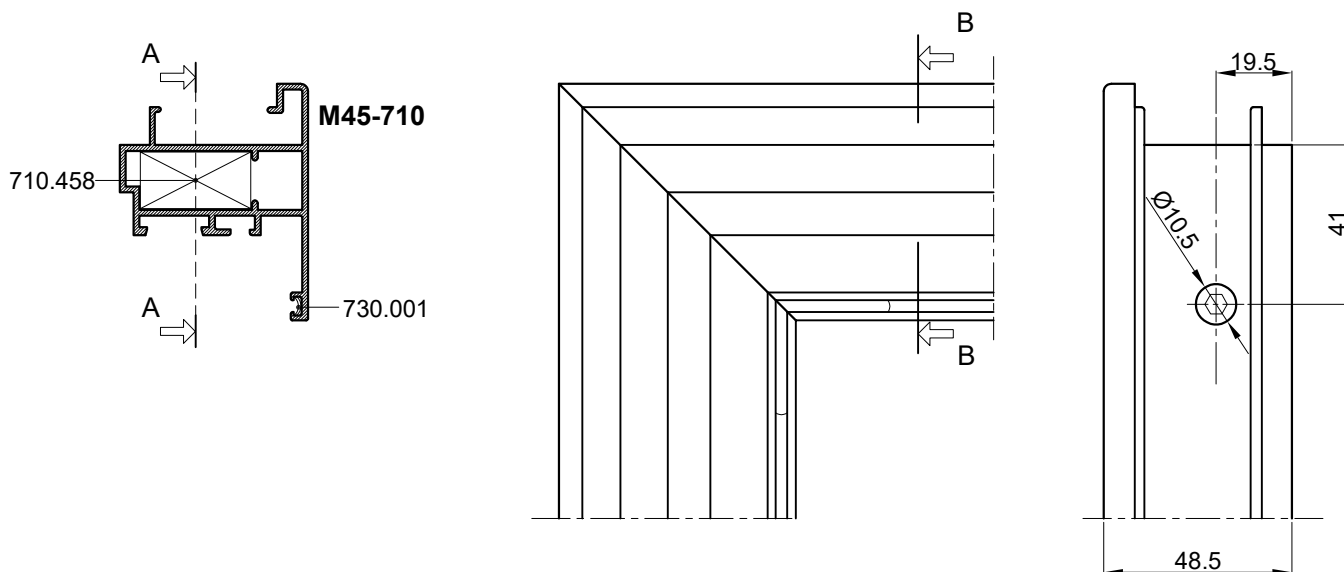
Spajanje kutnikom 710.450
uprešavanjem stijenke
profila u kutnu spojnicu
Corn. brac. connection 710.450
aluminium profile corner crimping

PRESJEK A-A
CROSS SECTION A-A



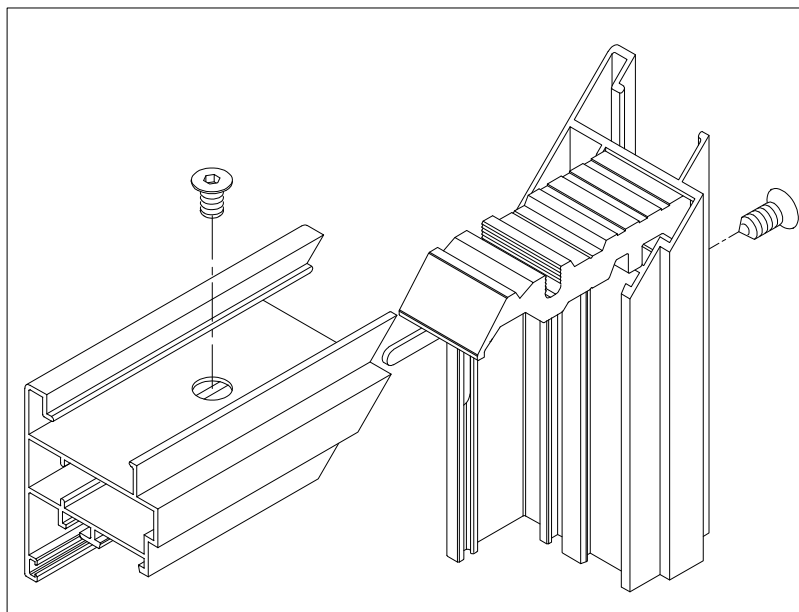
SPAJANJE PROFILA M45-710 KUTNIKOM 710.458
CONNECTION OF PROFILE M45-710 WITH CORNER BRACKET 710.458

PRESJEK B-B
CROSS SECTION B-B



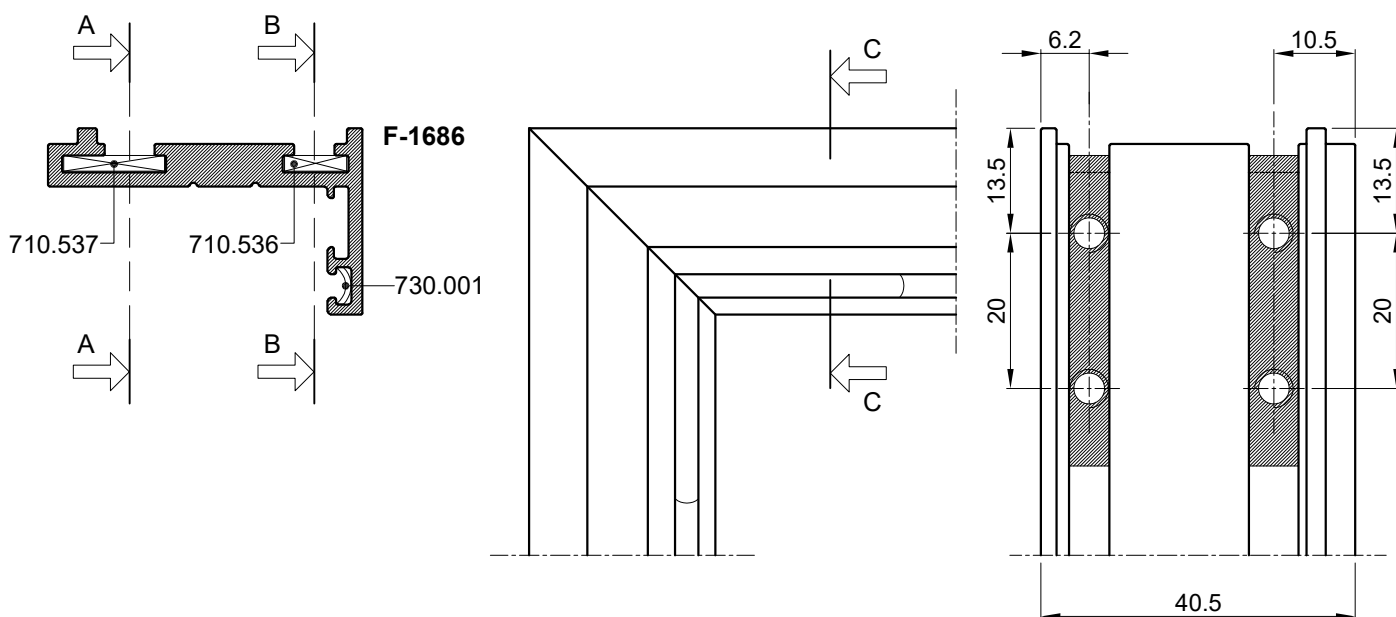
Spajanje kutnikom 710.458
vijcima M8x13 -tip Feal-(štanca S1)
Corner bracket connection 710.458
screws M8x13 -type Feal-(punch S1)

PRESJEK A-A
CROSS SECTION A-A



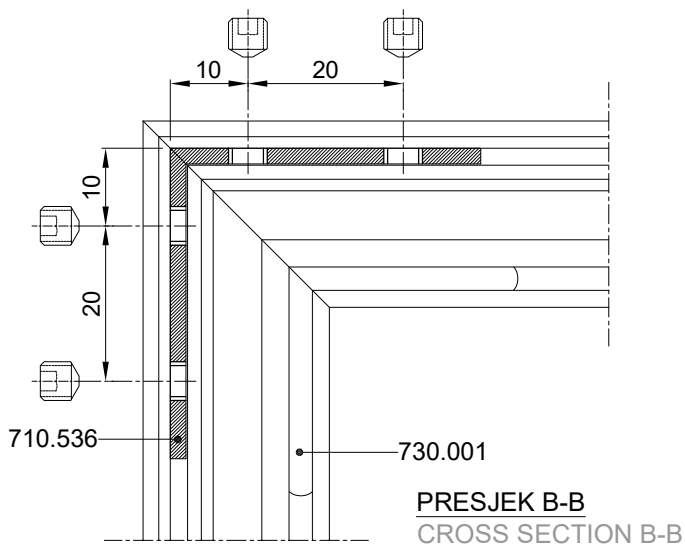
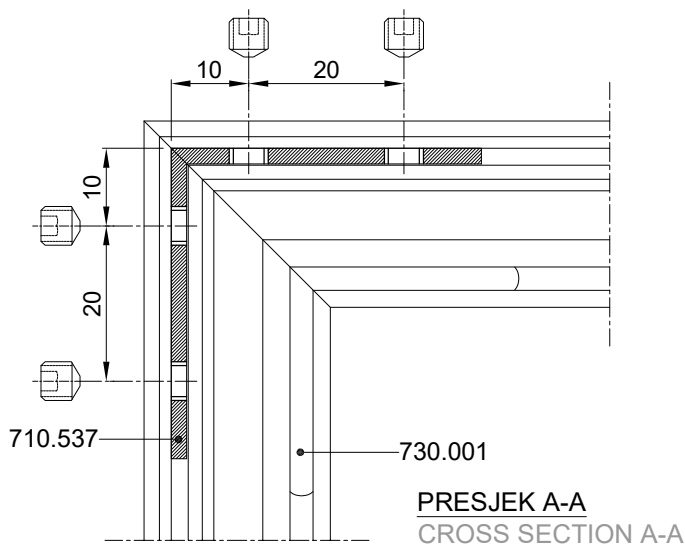
SPAJANJE PROFILA F-1686 KUTNICIMA 710.536 I 710.537
CONNECTION OF PROFILE F-1686 WITH CORNER BRACKETS 710.536 AND 710.537

PRESJEK C-C
CROSS SECTION C-C



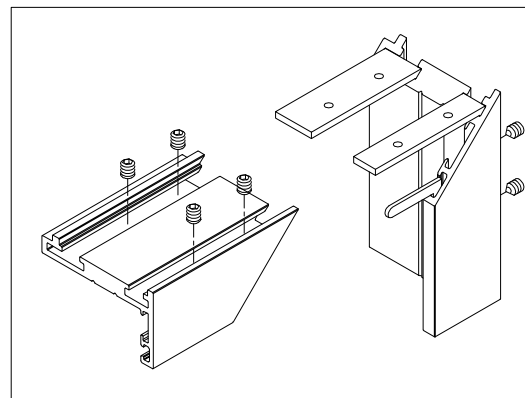
Spajanje kutnikom 710.537
vijcima M5x5 DIN 914 (431.326)
Corner bracket connection 710.537
screws M5x5 DIN 914 (431.326)

Spajanje kutnikom 710.536
vijcima M5x5 DIN 914 (431.326)
Corner bracket connection 710.536
screws M5x5 DIN 914 (431.326)



Napomena /Remark:

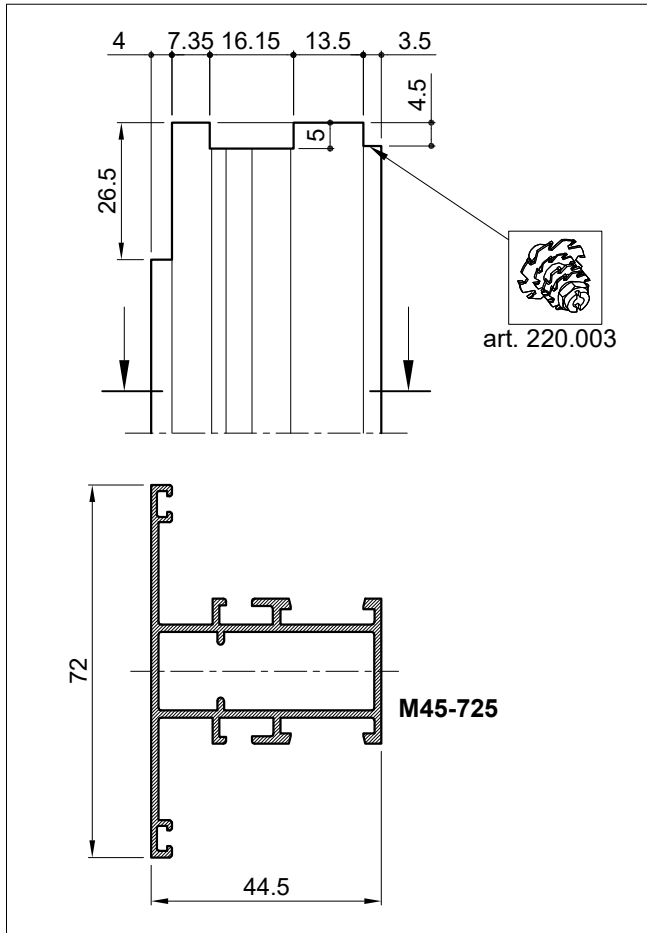
- Ako se ram sastoji samo od profila F-1686, tada se spajanje izvodi pomoću kutnih spojnika i odgovarajućih vijaka M5x5 DIN 914 (431.236).
- Ako se profil F-1686 ugrađuje u već postojeći ram nekog drugog profila, onda se spajanje profila F-1686 izvodi samo pomoću kutnih spojnika.
- If the frame is made only from profile F-1686, then the corner connection is done with corner brackets and screws M5x5 DIN 914 (431.236).
- If the profile F-1686 is installed in another frame, then the corner connection is done only with corner brackets.



OBRADA PROFILA PREČKE (M45-725, M45-703, M45-726, M45-721, M45-723, M45-724, M45-727, M45-722)

PREMA PROFILIMA RAMA, KRILA I PREČKE.

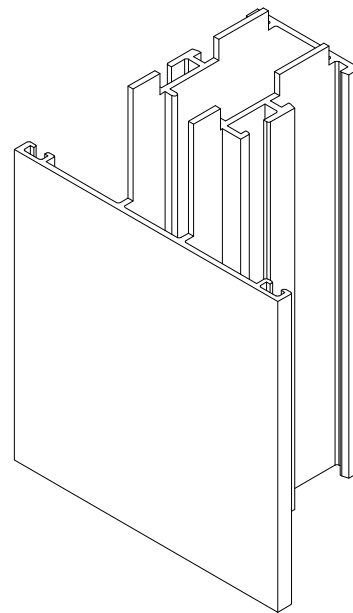
PROCESSING OF CROSSBAR PROFILE (M45-725, M45-703, M45-726, M45-721, M45-723, M45-724, M45-727, M45-722)
TOWARDS PROFILES OF FRAME, SASH AND CROSSBAR.



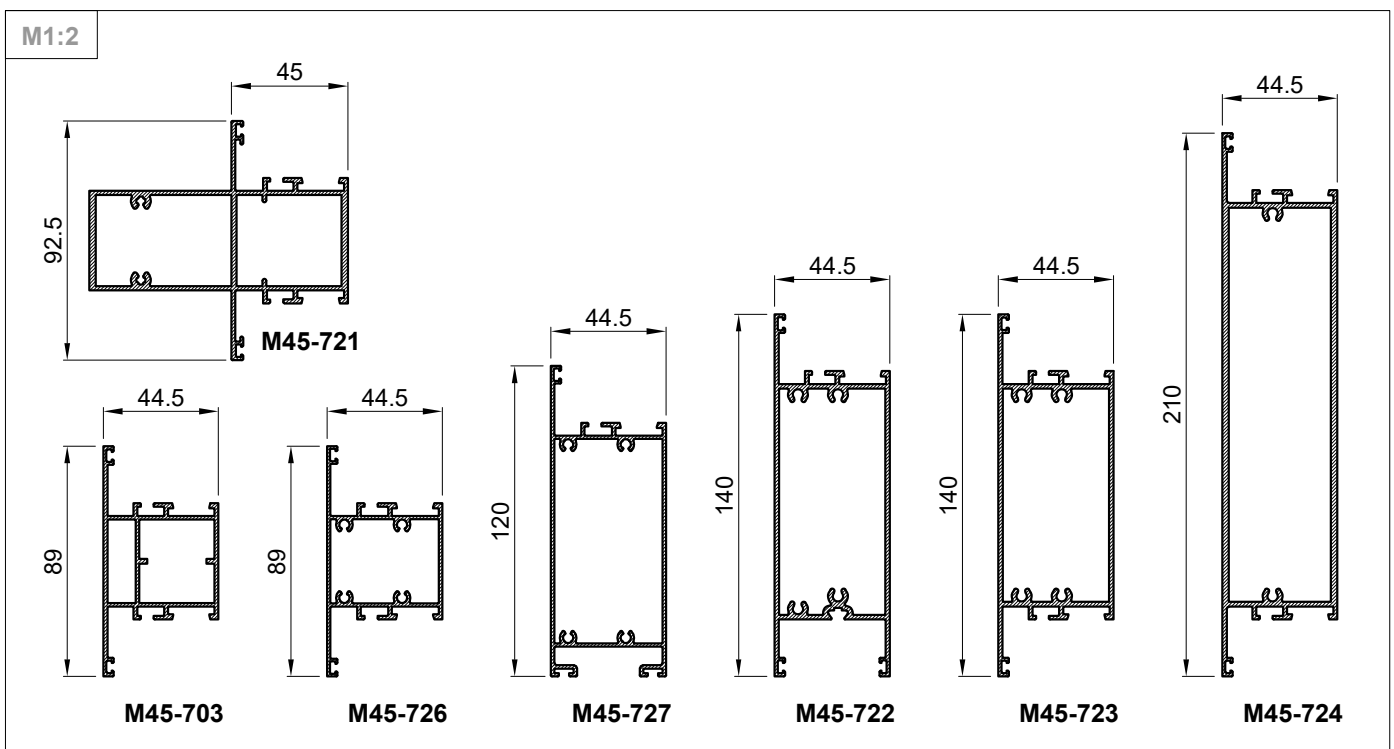
Obrada profila prečke

Processing of the crossbar profile

1. obrada profila snopom glodalaart. **220.003**
2. obrada profila na glodalici ili obradnom centru
 1. processing of the profile with milling cutter tool art. **220.003**
 2. processing of the profile on a milling machine or a CNC machine



OBRADA PROFILA JE ISTA I ZA PROFILE:
PROFILE PROCESSING IS THE SAME FOR PROFILES:



OBRADA PROFILA PREČKE (M45-725, M45-703, M45-726, M45-721, M45-723, M45-724, M45-727, M45-722)

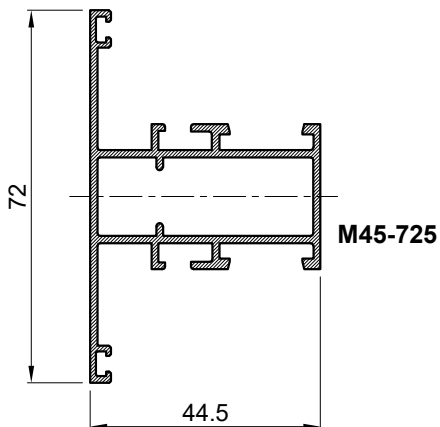
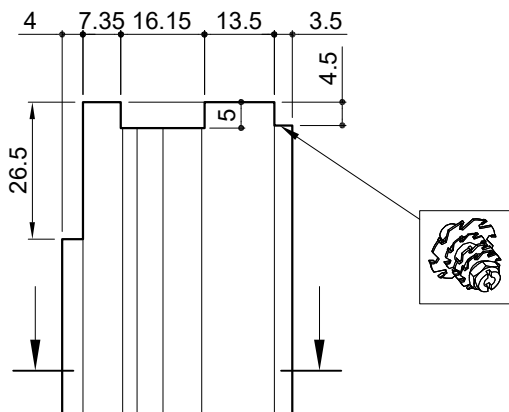
PREMA PROFILIMA RAMA, KRILA I PREČKE.

PROCESSING OF CROSSBAR PROFILE (M45-725, M45-703, M45-726, M45-721, M45-723, M45-724, M45-727, M45-722)
TOWARDS PROFILES OF FRAME, SASH AND CROSSBAR.

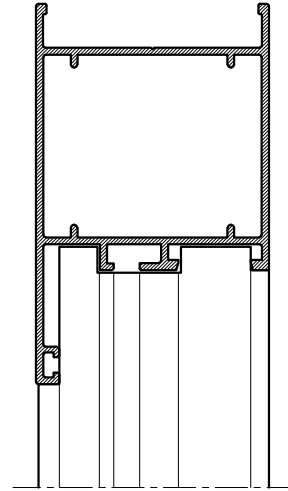
Obrada profila prečke

Processing of the crossbar profile

1. obrada profila snopom glodalaart. **220.003**
2. obrada profila na glodalici ili obradnom centru
1. processing of the profile with milling cutter tool art. **220.003**
2. processing of the profile on a milling machine or a CNC machine

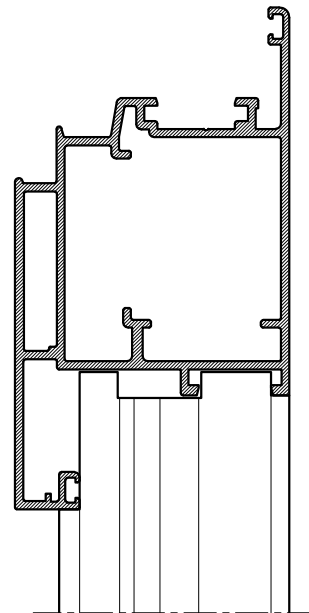


RAM FRAME



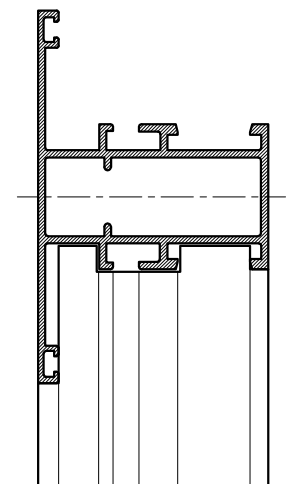
M45-717
M45-713
M45-714
M45-712
M45-715
M45-718
M45-716

KRILO SASH



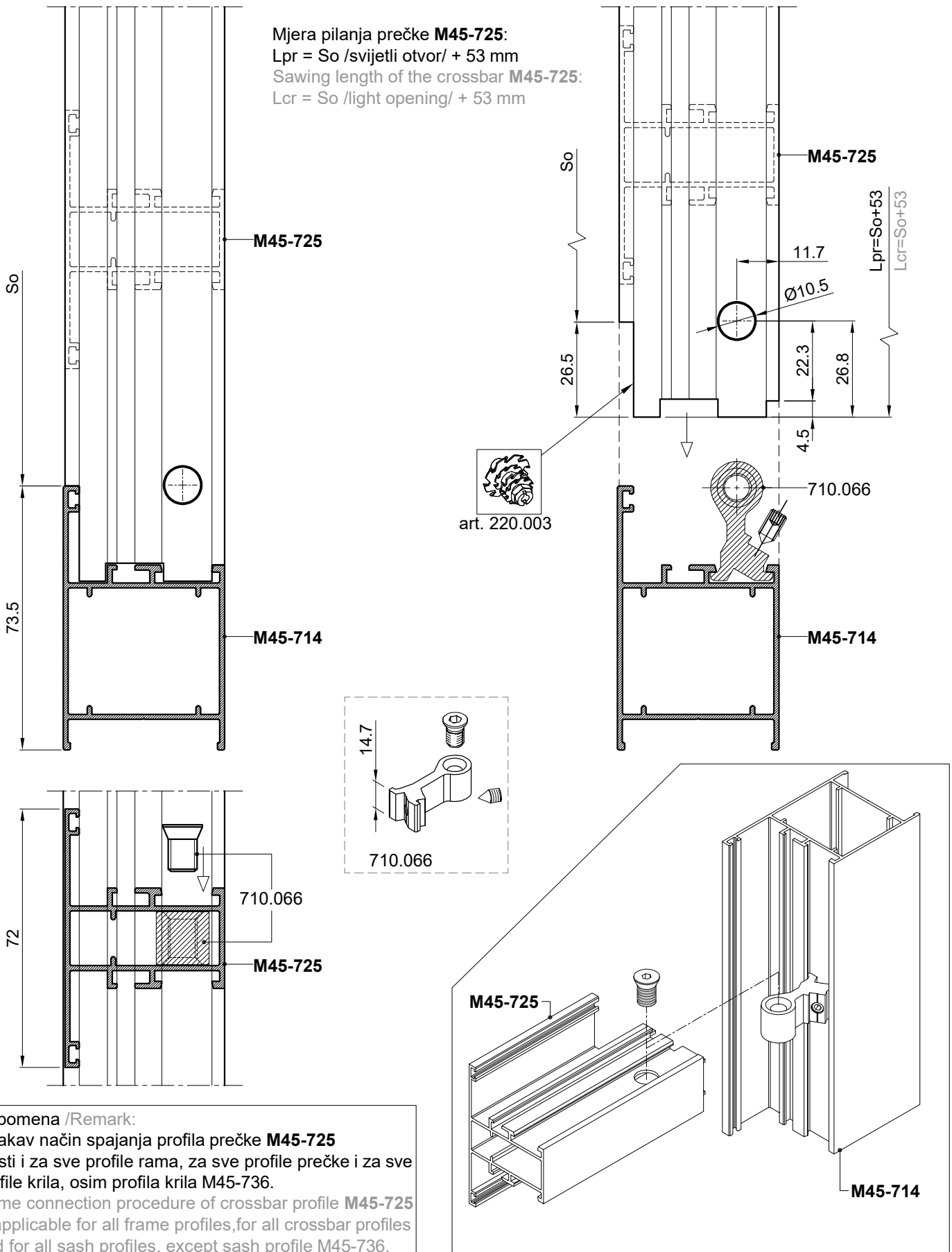
M45-737
M45-731
M45-734
M45-730
M45-701
M45-760
M45-707
M45-761

PREČKA CROSSBAR

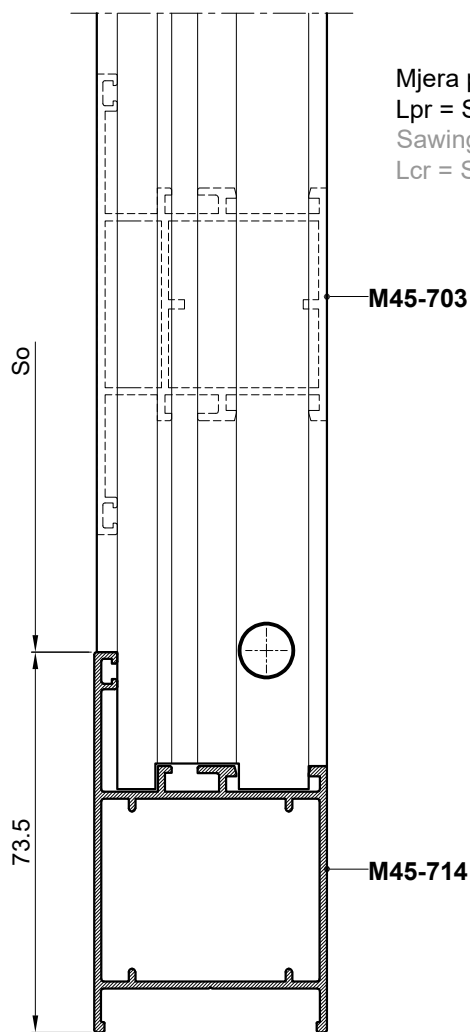


M45-725
M45-703
M45-726
M45-721
M45-723
M45-724
M45-727
M45-722

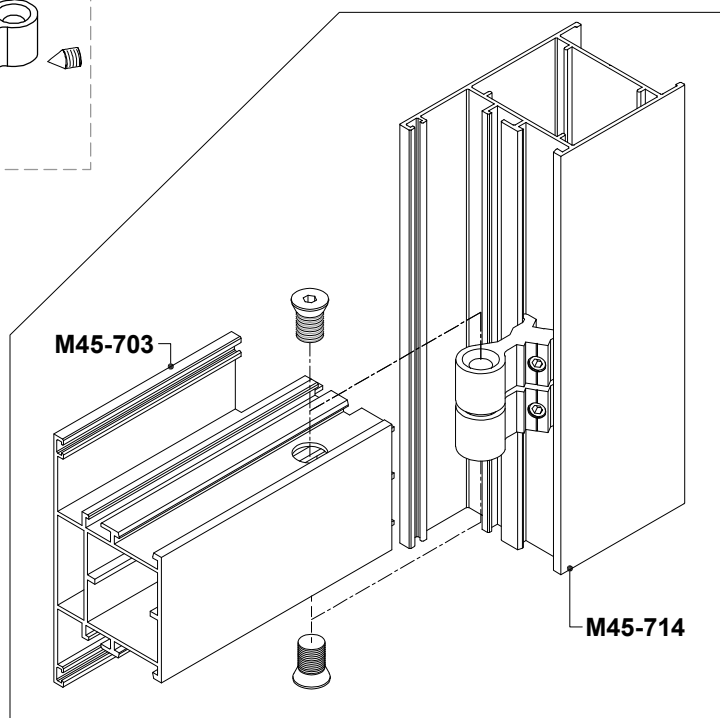
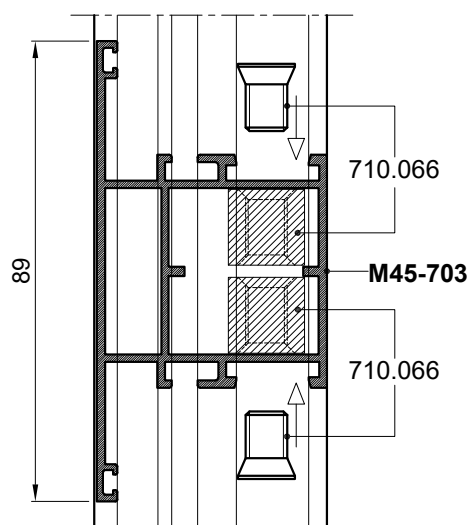
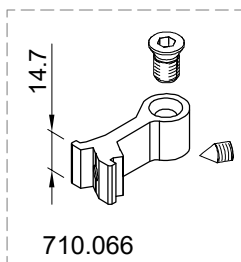
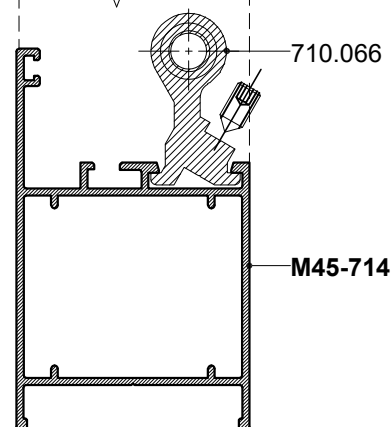
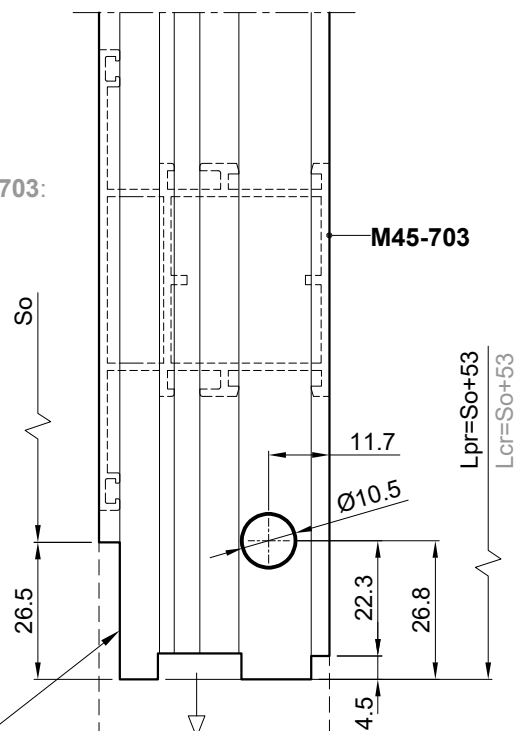
SPAJANJE PROFILA PREČKE **M45-725** SA PROFILOM RAMA **M45-714** - POMOĆU VEZNIKA
CONNECTING THE CROSSBAR PROFILE **M45-725** WITH FRAME PROFILE **M45-714** - BY USING
CONNECTING ELEMENT -(T BRACKET)



SPAJANJE PROFILA PREČKE **M45-703** SA PROFILOM RAMA **M45-714** - POMOĆU VEZNIKA
CONNECTING THE CROSSBAR PROFILE **M45-703** WITH FRAME PROFILE **M45-714** - BY USING
CONNECTING ELEMENT -(T BRACKET)



Mjera pilanja prečke **M45-703**:
Lpr = So /svijetli otvor/ + 53 mm
Sawing length of the crossbar **M45-703**:
Lcr = So /light opening/ + 53 mm



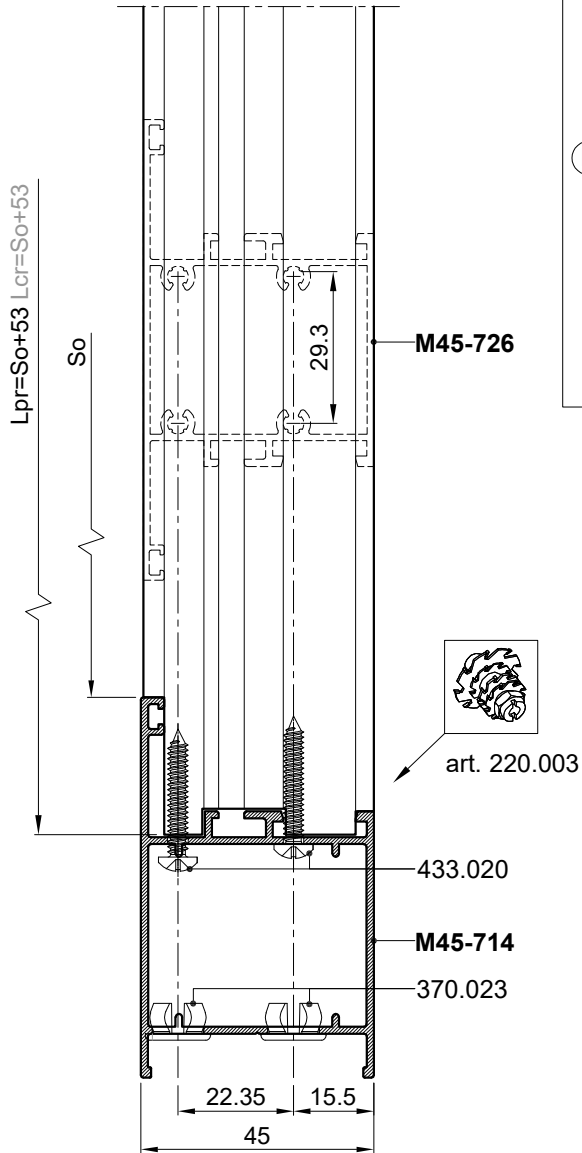
Napomena /Remark:

Ovakav način spajanja profila prečke **M45-703** je isti i za sve profile rama, za sve profile prečke i za sve profile krila, osim profila krila M45-736.

Same connection procedure of crossbar profile **M45-703** is applicable for all frame profiles, for all crossbar profiles and for all sash profiles, except sash profile M45-736.

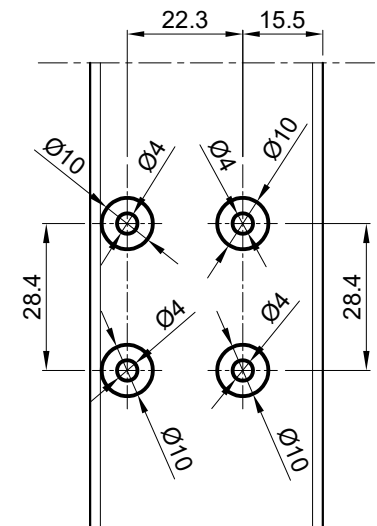
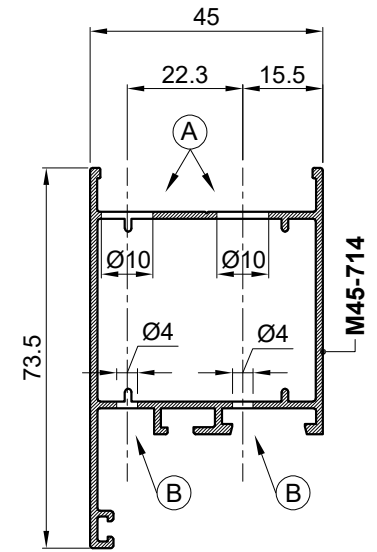
SPAJANJE PROFILA PREČKE **M45-726** SA PROFILOM RAMA **M45-714** - POMOĆU VIJAKA CONNECTING THE CROSSBAR PROFILE **M45-726** WITH FRAME PROFILE **M45-714** - USING SCREWS

Mjera pilanja prečke **M45-726**:
 $L_{pr} = S_o / \text{svijetli otvor} / + 53 \text{ mm}$
 Sawing length of the crossbar **M45-726**:
 $L_{cr} = S_o / \text{light opening} / + 53 \text{ mm}$

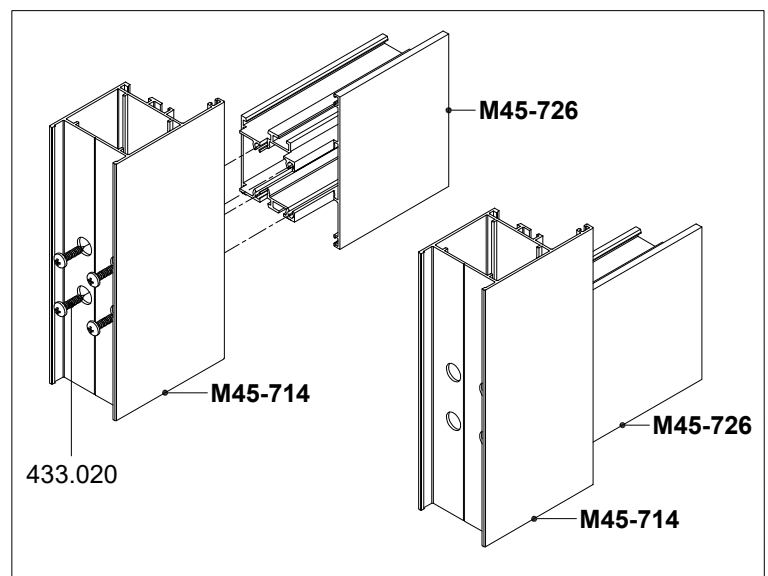


Obrada profila rama Processing of the frame profile

- Ⓐ Obrada profila glodalom $\varnothing 10$
(obradu raditi sa vanjske strane profila)
Processing of the profile with milling cutter tool $\varnothing 10$
(processing to be done from the external side of the profile)
- Ⓑ Obrada profila glodalom $\varnothing 4$
(obradu raditi sa unutrašnje strane profila)
Processing of the profile with milling cutter tool $\varnothing 4$
(processing to be done from the internal side of the profile)

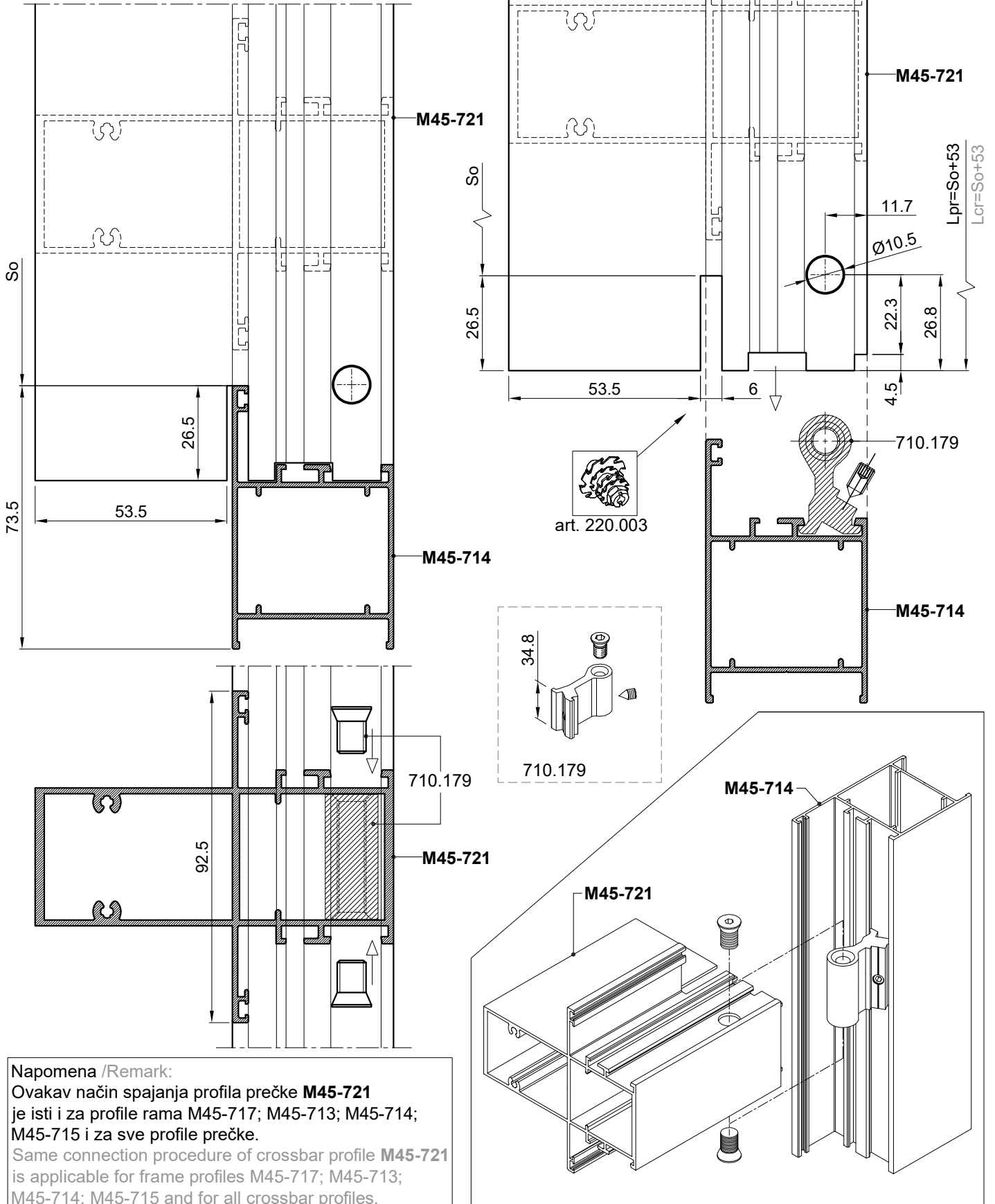


Napomena /Remark:
 Ovakav način spajanja profila prečke **M45-726** je isti i za sve profile rama, za sve profile prečke i za sve profile krila, osim profila krila **M45-736**.
 Same connection procedure of crossbar profile **M45-726** is applicable for all frame profiles, for all crossbar profiles and for all sash profiles, except sash profile **M45-736**.



SPAJANJE PROFILA PREČKE **M45-721** SA PROFILOM RAMA **M45-714** - POMOĆU VEZNIKA
CONNECTING THE CROSSBAR PROFILE **M45-721** WITH FRAME PROFILE **M45-714** - BY USING
CONNECTING ELEMENT -(T BRACKET)

Mjera pilanja prečke **M45-721**:
Lpr = So /svijetli otvor/ + 53 mm
Sawing length of the crossbar **M45-721**:
Lcr = So /light opening/ + 53 mm



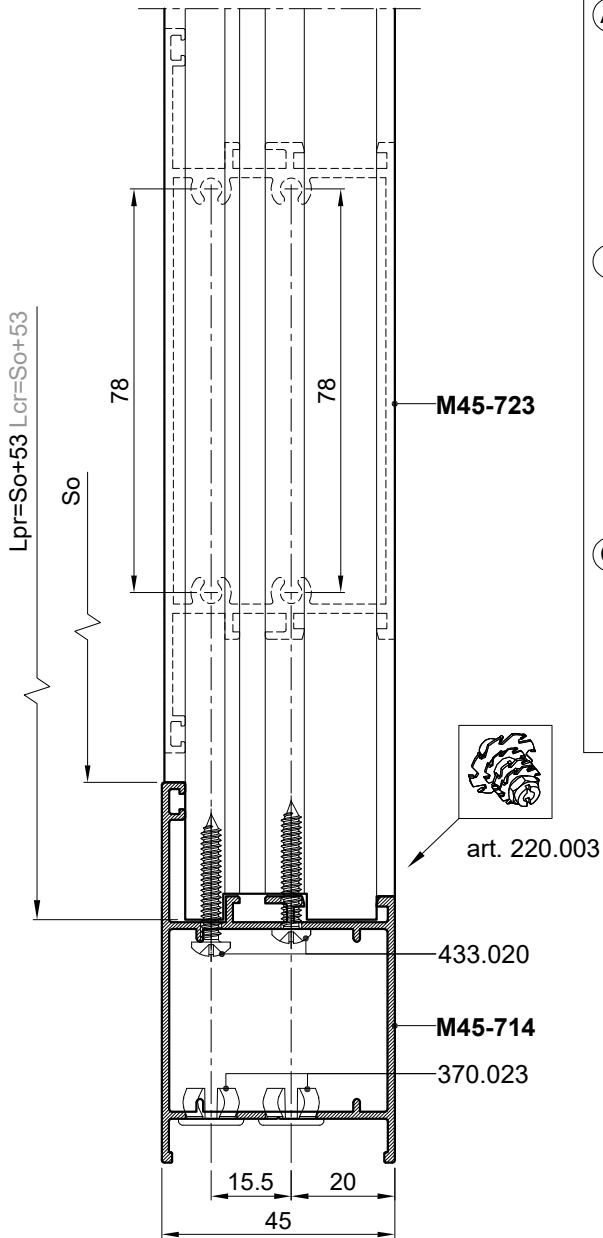
SPAJANJE PROFILA PREČKE **M45-723** SA PROFILOM RAMA **M45-714** - POMOĆU VIJAKA CONNECTING THE CROSSBAR PROFILE **M45-723** WITH FRAME PROFILE **M45-714** - USING SCREWS

Mjera pilanja prečke **M45-723**:

$L_{pr} = S_o / \text{svijetli otvor} / + 53 \text{ mm}$

Sawing length of the crossbar **M45-723**:

$L_{cr} = S_o / \text{light opening} / + 53 \text{ mm}$



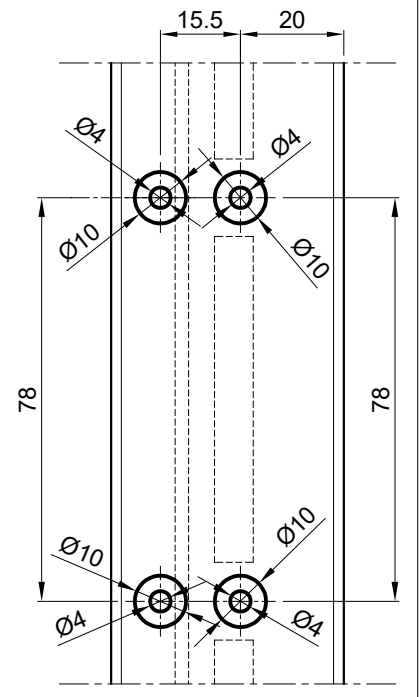
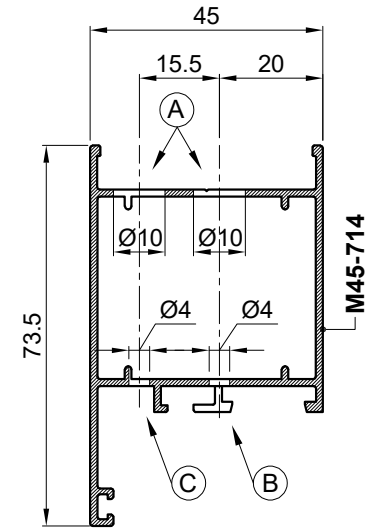
Obrada profila rama

Processing of the frame profile

(A) Obrada profila glodalom $\varnothing 10$
(obradu raditi sa vanjske strane profila)
Processing of the profile with milling cutter tool $\varnothing 10$
(processing to be done from the external side of the profile)

(B) Prije obrade glodalom $\varnothing 4$,
na profilu potrebno skinuti zub,
(obradu raditi sa unutrašnje strane profila)
Before processing with milling cutter tool $\varnothing 4$, remove the side of the groove,
(processing to be done from the internal side of the profile)

(C) Obrada profila glodalom $\varnothing 4$
(obradu raditi sa unutrašnje strane profila)
Processing of the profile with milling cutter tool $\varnothing 4$
(processing to be done from the internal side of the profile)



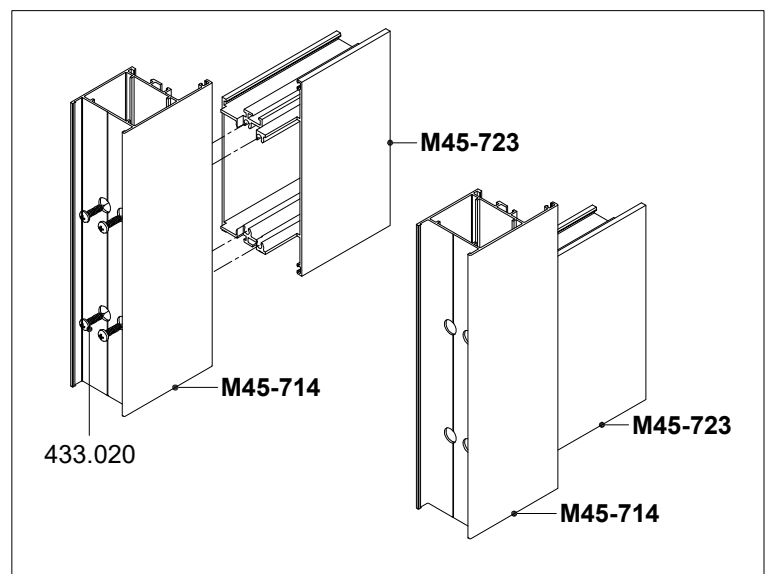
370.023
pvc čep-mask-a
za $\varnothing 10 \text{ mm}$
pvc cap-mask-
for $\varnothing 10 \text{ mm}$

433.020
vijak 3.9x25 (DIN 7981)
screw 3.9x25 (DIN 7981)

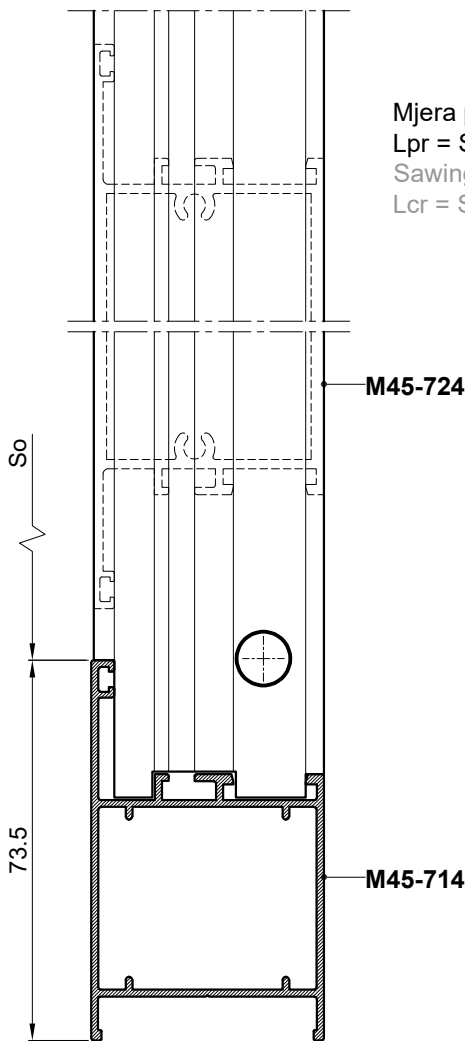
Napomena /Remark:

Ovakav način spajanja profila prečke **M45-723** je isti i za sve profile rama, za sve profile prečke i za sve profile krila, osim profila krila **M45-736**.

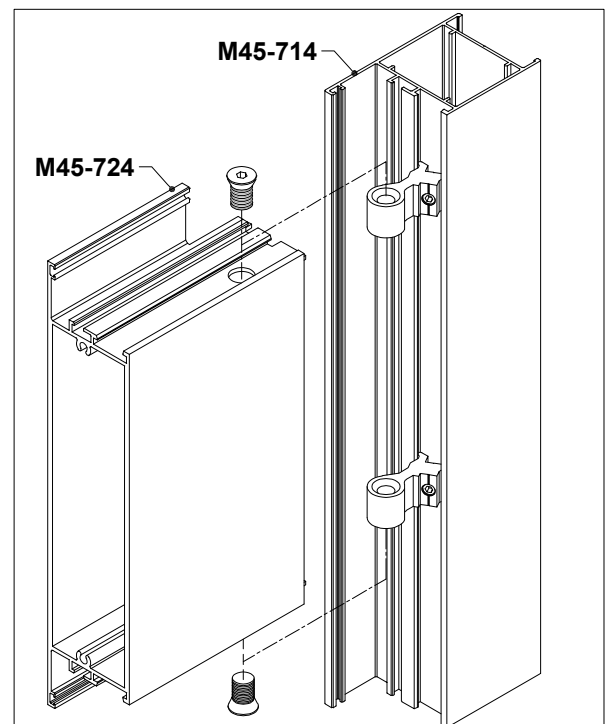
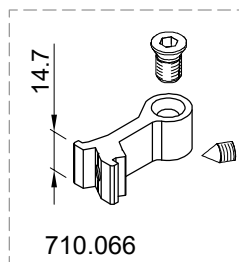
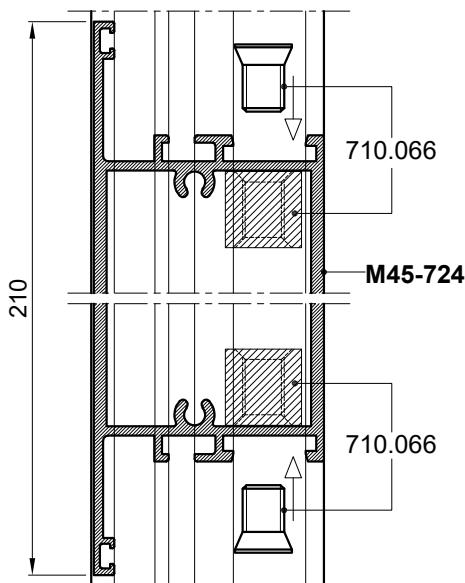
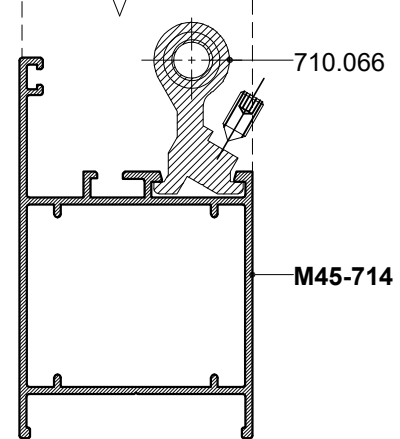
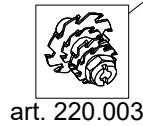
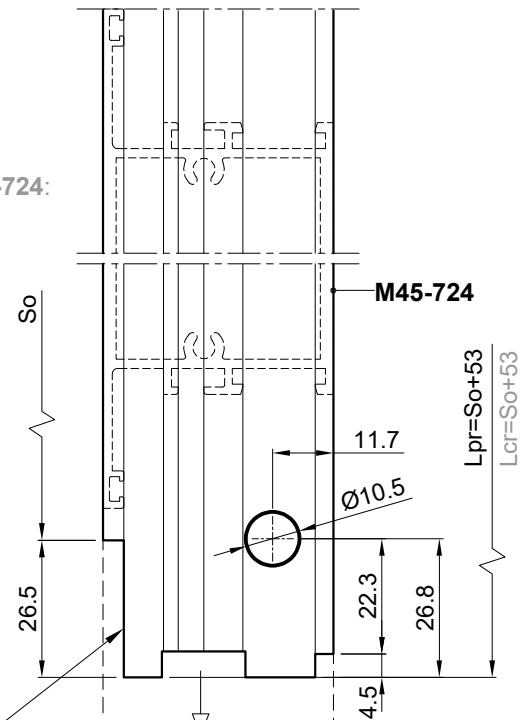
Same connection procedure of crossbar profile **M45-723** is applicable for all frame profiles, for all crossbar profiles and for all sash profiles, except sash profile **M45-736**.



SPAJANJE PROFILA PREČKE **M45-724** SA PROFILOM RAMA **M45-714** - POMOĆU VEZNIKA
CONNECTING THE CROSSBAR PROFILE **M45-724** WITH FRAME PROFILE **M45-714** - BY USING
CONNECTING ELEMENT -(T BRACKET)



Mjera pilanja prečke **M45-724**:
Lpr = So /svijetli otvor/ + 53 mm
Sawing length of the crossbar **M45-724**:
Lcr = So /light opening/ + 53 mm



Napomena /Remark:
Ovakav način spajanja profila prečke **M45-724** je isti i za sve profile rama, za sve profile prečke i za sve profile krila, osim profila krila M45-736.
Same connection procedure of crossbar profile **M45-724** is applicable for all frame profiles, for all crossbar profiles and for all sash profiles, except sash profile M45-736.

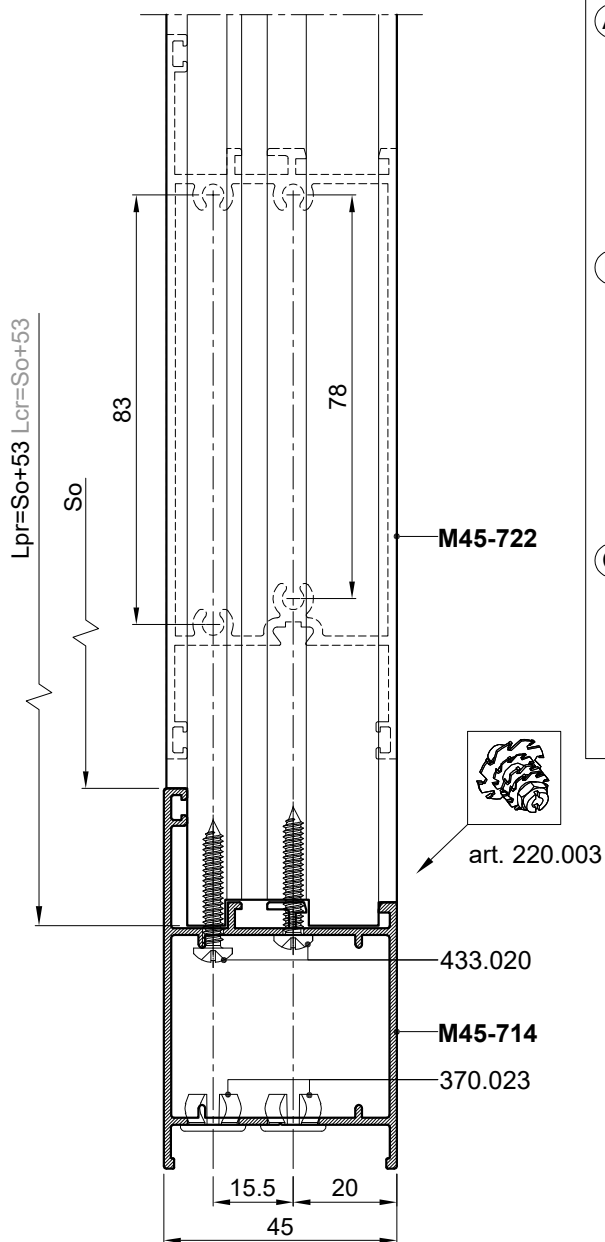
SPAJANJE PROFILA PARAPETNE PREČKE **M45-722** SA PROFILOM RAMA **M45-714** - POMOĆU VIJAKA CONNECTING THE TRANSOM PROFILE **M45-722** WITH FRAME PROFILE **M45-714** - USING SCREWS

Mjera pilanja prečke **M45-722**:

$L_{pr} = S_o / \text{svijetli otvor} / + 53 \text{ mm}$

Sawing length of the crossbar **M45-722**:

$L_{cr} = S_o / \text{light opening} / + 53 \text{ mm}$



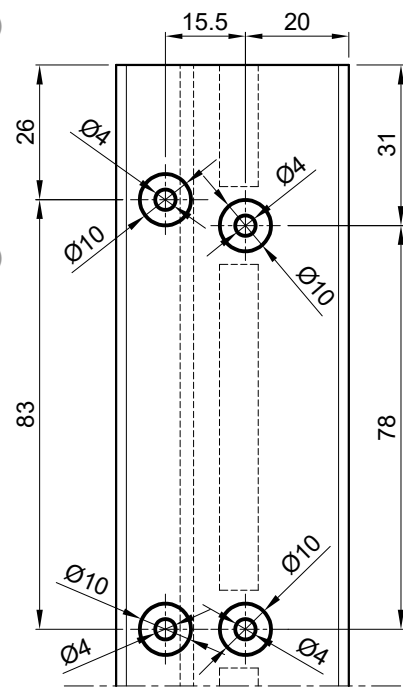
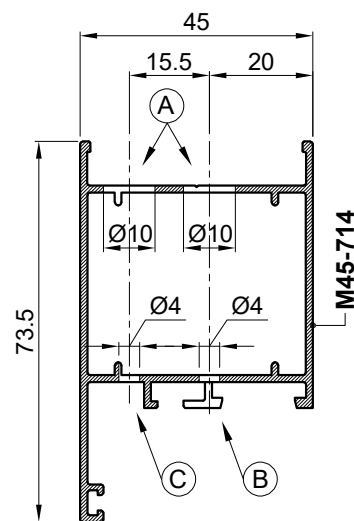
Obrada profila rama

Processing of the frame profile

(A) Obrada profila glodalom $\varnothing 10$
(obradu raditi sa vanjske strane profila)
Processing of the profile with milling cutter tool $\varnothing 10$
(processing to be done from the external side of the profile)

(B) Prije obrade glodalom $\varnothing 4$, na profilu potrebno skinuti zub, (obradu raditi sa unutrašnje strane profila)
Before processing with milling cutter tool $\varnothing 4$, remove the side of the groove, (processing to be done from the internal side of the profile)

(C) Obrada profila glodalom $\varnothing 4$
(obradu raditi sa unutrašnje strane profila)
Processing of the profile with milling cutter tool $\varnothing 4$
(processing to be done from the internal side of the profile)



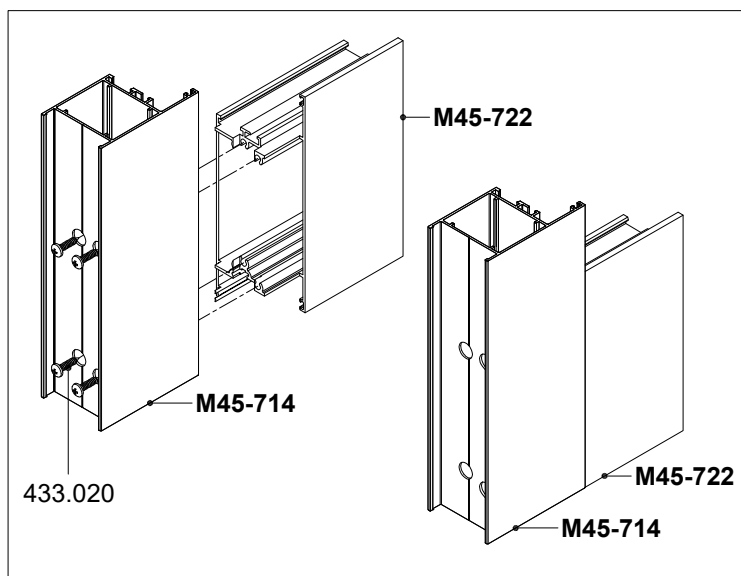
370.023
pvc čep-mask-a
za $\varnothing 10 \text{ mm}$
pvc cap-mask-
for $\varnothing 10 \text{ mm}$

433.020
vijak 3.9x25 (DIN 7981)
screw 3.9x25 (DIN 7981)

Napomena /Remark:

Ovakav način spajanja profila parapetne prečke **M45-722** je isti i za sve profile rama, za sve profile prečke i za sve profile krila, osim profila krila **M45-736**.

Same connection procedure of transom profile **M45-722** is applicable for all frame profiles, for all crossbar profiles and for all sash profiles, except sash profile **M45-736**.



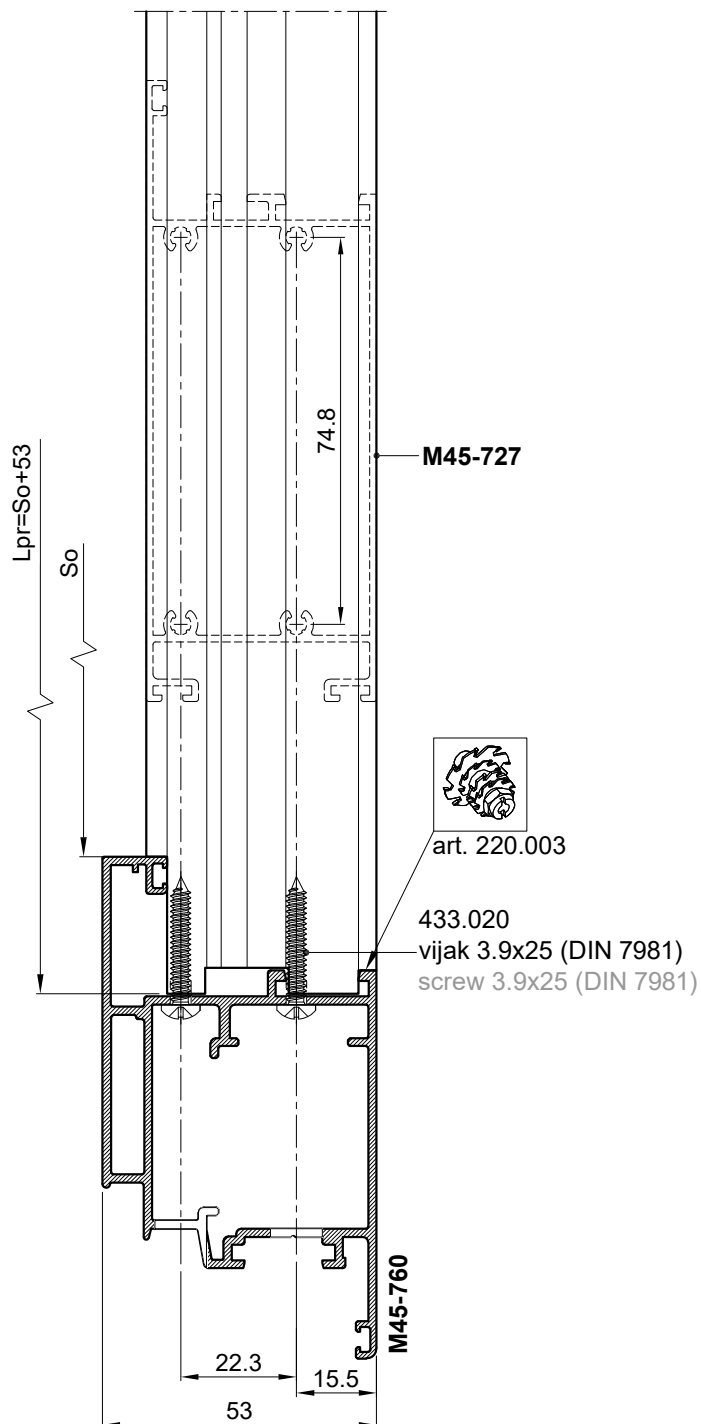
SPAJANJE PROFILA PARAPETNE PREČKE **M45-727** SA PROFILOM KRILA **M45-760** POMOĆU VIJAKA
CONNECTING THE TRANSOM PROFILE **M45-727** WITH LEAF PROFILE **M45-760** BY USING SCREWS

Mjera pilanja profila parapetne prečke M45-727:

$L_{pr} = S_o$ /svijetli otvor/ + 53 mm

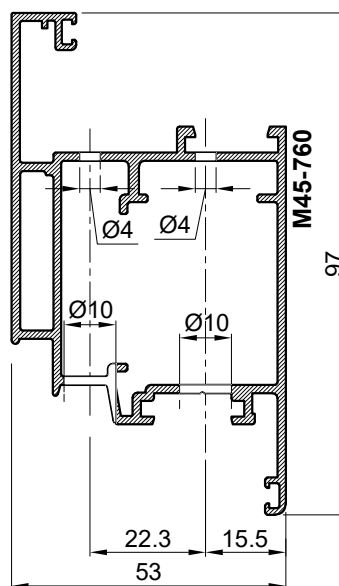
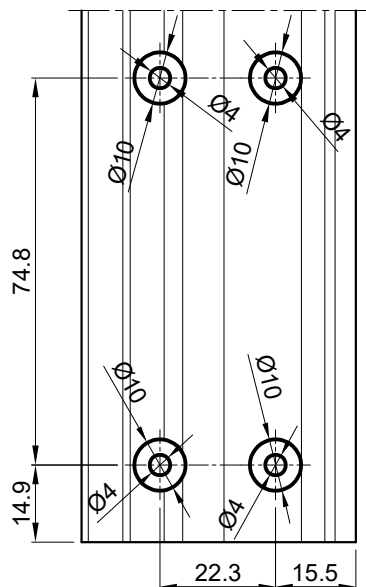
Sawing length of the transom profile M45-727:

$L_{cr} = S_o$ /light opening/ + 53 mm



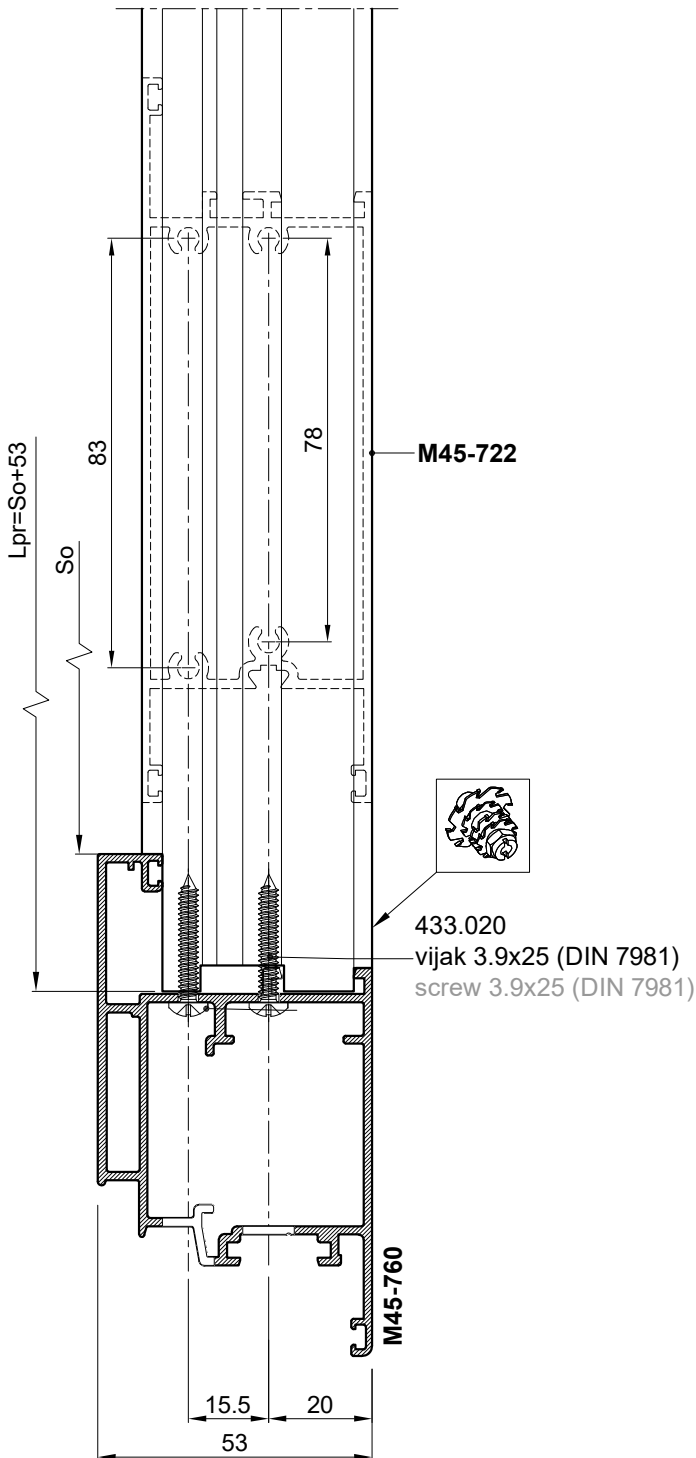
Obrada profila krila
Processing of the leaf profile

Obrada profila bušenjem $\varnothing 4$ i $\varnothing 10$
Processing of the profile by drilling
 $\varnothing 4$ and $\varnothing 10$



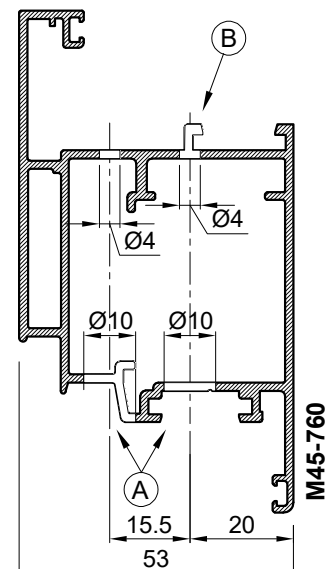
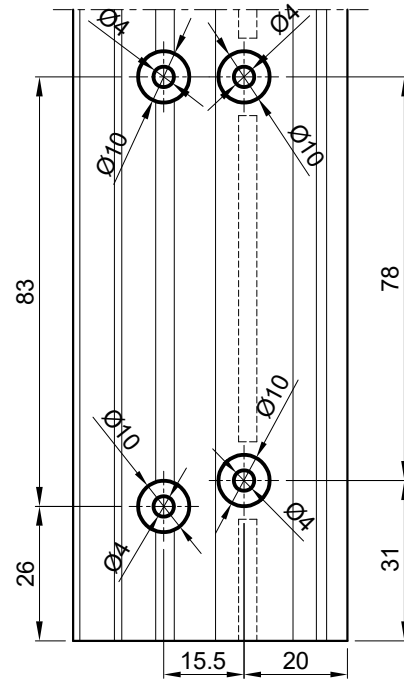
SPAJANJE PROFILA PARAPETNE PREČKE **M45-722** SA PROFILOM KRILA **M45-760** POMOĆU VIJAKA
CONNECTING THE TRANSOM PROFILE **M45-722** WITH LEAF PROFILE **M45-760** BY USING SCREWS

Mjera pilanja profila parapetne prečke M45-722:
 $L_{pr} = S_o / \text{svijetli otvor} + 53 \text{ mm}$
 Sawing length of the transom profile M45-722:
 $L_{cr} = S_o / \text{light opening} + 53 \text{ mm}$



Obrada profila krila
Processing of the leaf profile

- (A) Obrada profila bušenjem $\varnothing 4$ i $\varnothing 10$
Processing of the profile by drilling $\varnothing 4$ and $\varnothing 10$
- (B) Prije obrade bušenja napraviti predobradu (na profilu potrebno skinuti zub radi pravilnog kretanja burgije)
Before drilling make pre-processing (on profile it is necessary to remove the tooth in order for the drill to move properly)



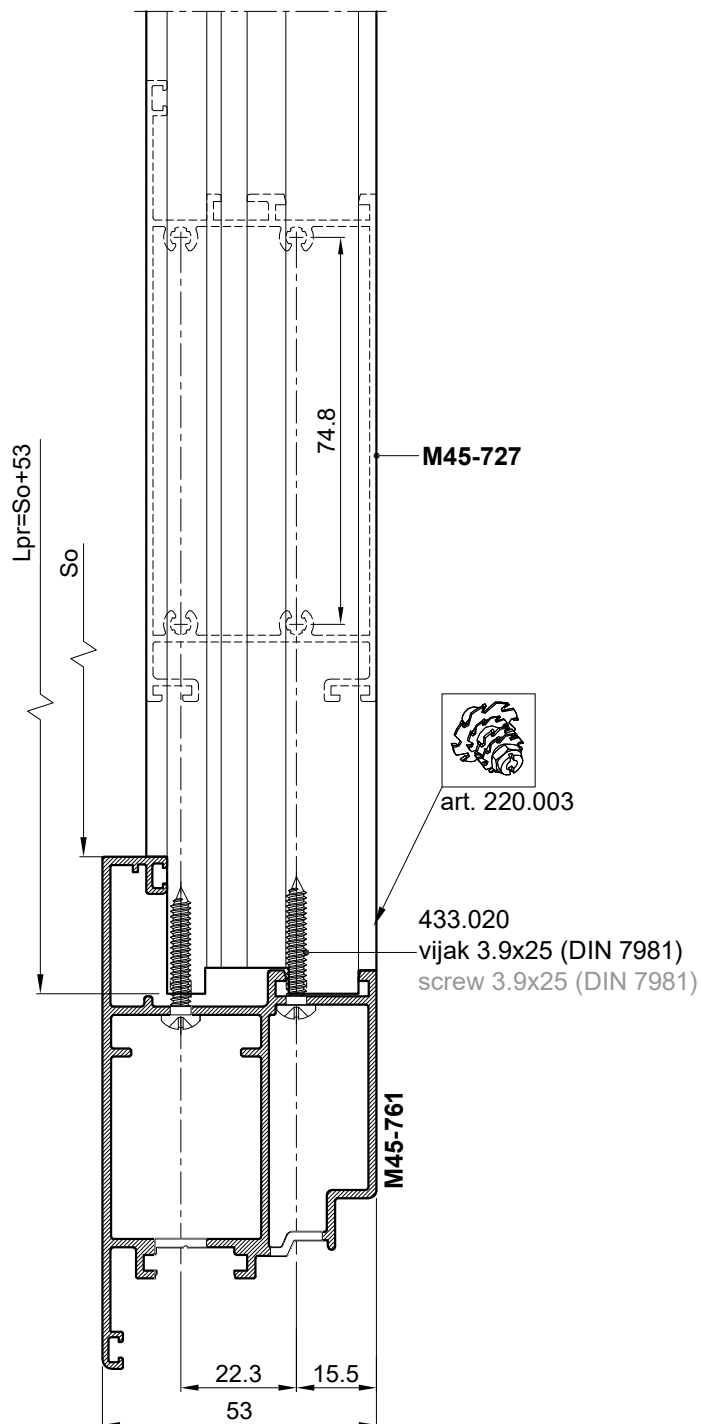
SPAJANJE PROFILA PARAPETNE PREČKE **M45-727** SA PROFILOM KRILA **M45-761** POMOĆU VIJAKA
CONNECTING THE TRANSOM PROFILE **M45-727** WITH LEAF PROFILE **M45-761** BY USING SCREWS

Mjera pilanja profila parapetne prečke M45-727:

$L_{pr} = S_o$ /svijetli otvor/ + 53 mm

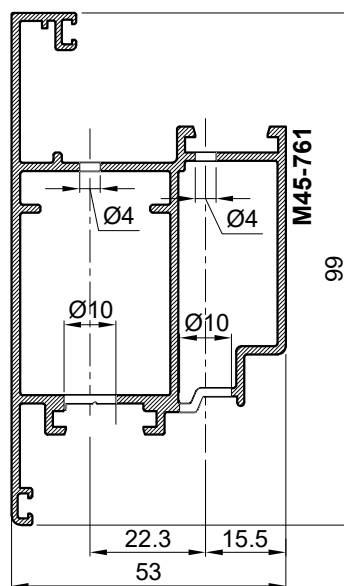
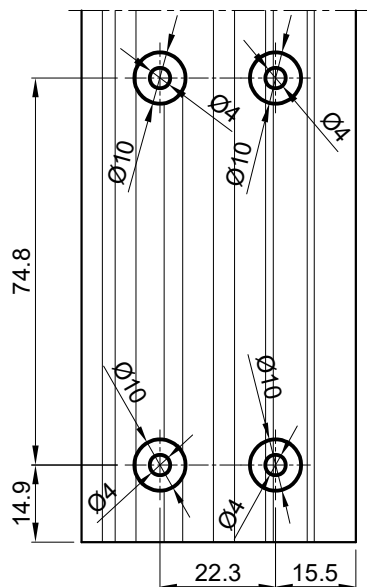
Sawing length of the transom profile M45-727:

$L_{cr} = S_o$ /light opening/ + 53 mm



Obrada profila krila
Processing of the leaf profile

Obrada profila bušenjem $\varnothing 4$ i $\varnothing 10$
Processing of the profile by drilling
 $\varnothing 4$ and $\varnothing 10$



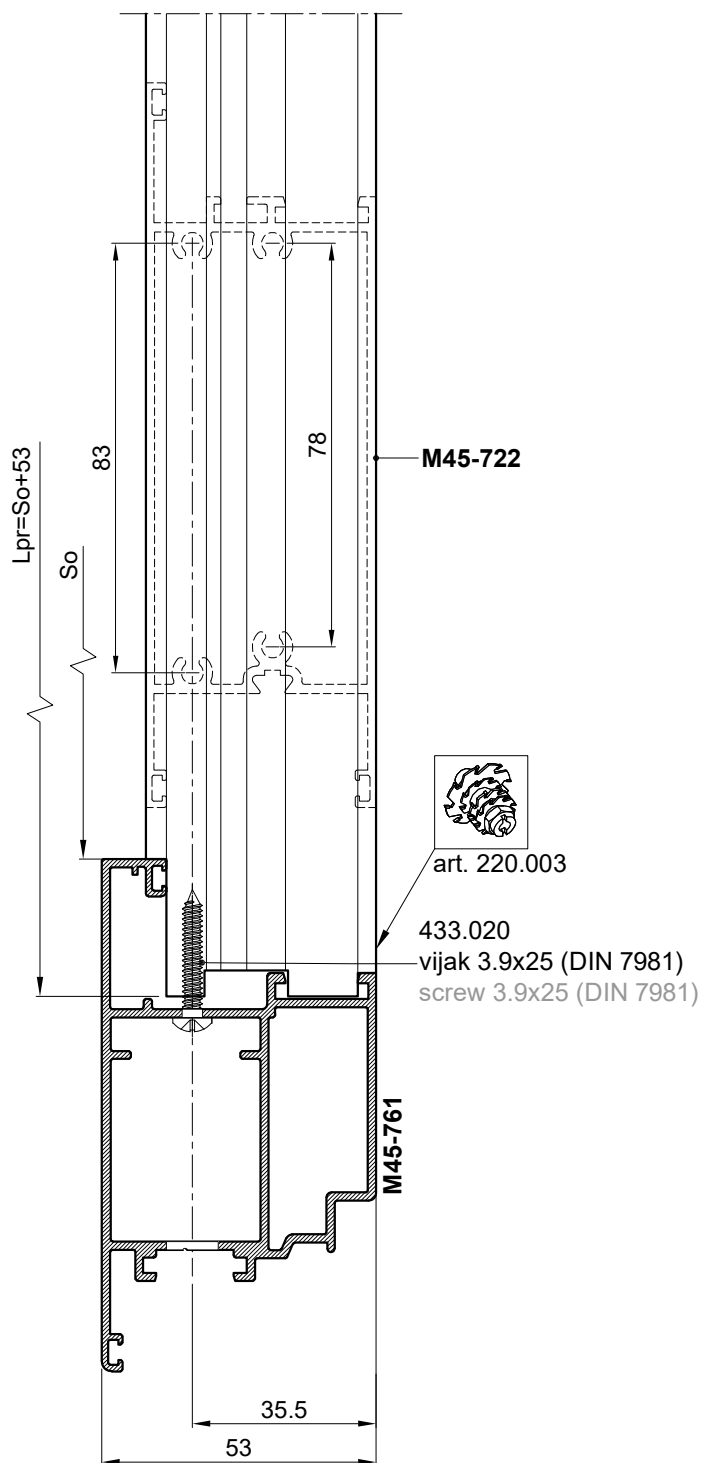
SPAJANJE PROFILA PARAPETNE PREČKE **M45-722** SA PROFILOM KRILA **M45-761** POMOĆU VIJAKA
CONNECTING THE TRANSOM PROFILE **M45-722** WITH LEAF PROFILE **M45-761** BY USING SCREWS

Mjera pilanja profila parapetne prečke M45-722:

$L_{pr} = So / \text{svijetli otvor} / + 53 \text{ mm}$

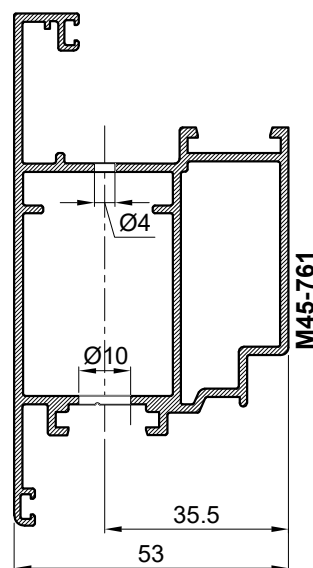
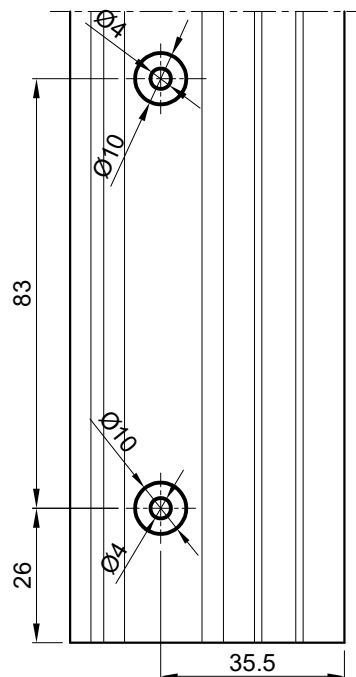
Sawing length of the transom profile M45-722:

$L_{cr} = So / \text{light opening} / + 53 \text{ mm}$



Obrada profila krila
Processing of the leaf profile

Obrada profila bušenjem $\varnothing 4$ i $\varnothing 10$
Processing of the profile by drilling $\varnothing 4$ and $\varnothing 10$



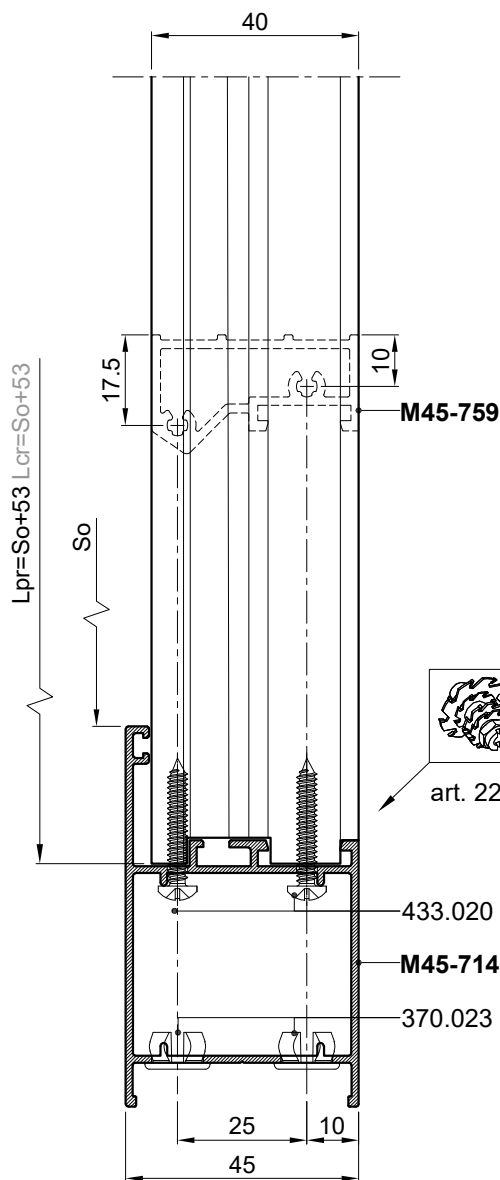
SPAJANJE PROFILA PRAGA **M45-759** SA PROFILOM RAMA **M45-714** - POMOĆU VIJAKA CONNECTING THE THRESHOLD PROFILE **M45-759** WITH FRAME PROFILE **M45-714** - USING SCREWS

Mjera pilanja profila praga **M45-759**:

$L_{pr} = S_o / \text{svijetli otvor} / + 53 \text{ mm}$

Sawing length of threshold profile **M45-759**:

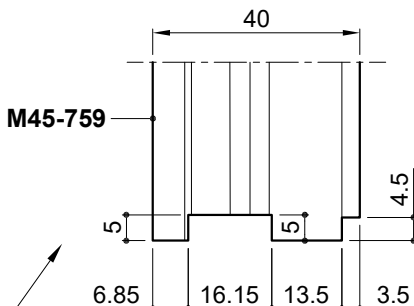
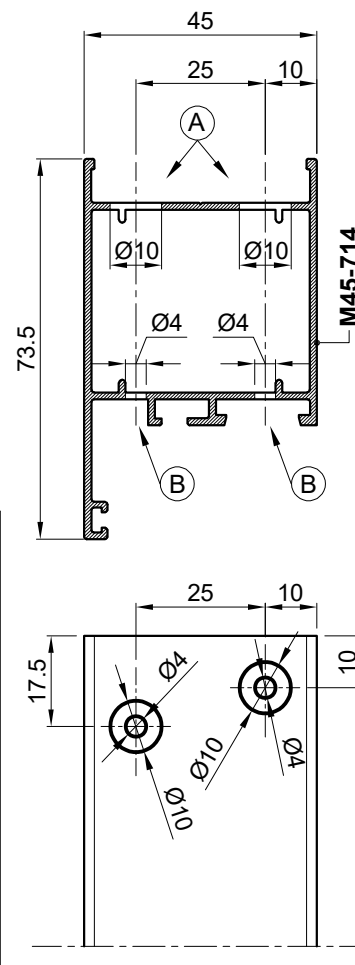
$L_{cr} = S_o / \text{light opening} / + 53 \text{ mm}$



Obrada profila rama

Processing of the frame profile

- (A) Obrada profila glodalom $\varnothing 10$
(obradu raditi sa vanjske strane profila)
Processing of the profile with milling cutter tool $\varnothing 10$
(processing to be done from the external side of the profile)
- (B) Obrada profila glodalom $\varnothing 4$
(obradu raditi sa unutrašnje strane profila)
Processing of the profile with milling cutter tool $\varnothing 4$
(processing to be done from the internal side of the profile)



art. 220.003

Obrada profila praga

Processing of the threshold profile

1. obrada profila snopom glodalaart. 220.003
2. obrada profila na glodalici ili obradnom centru
1. processing of the profile with milling cutter tool art. 220.003
2. processing of the profile on a milling machine or a CNC machine

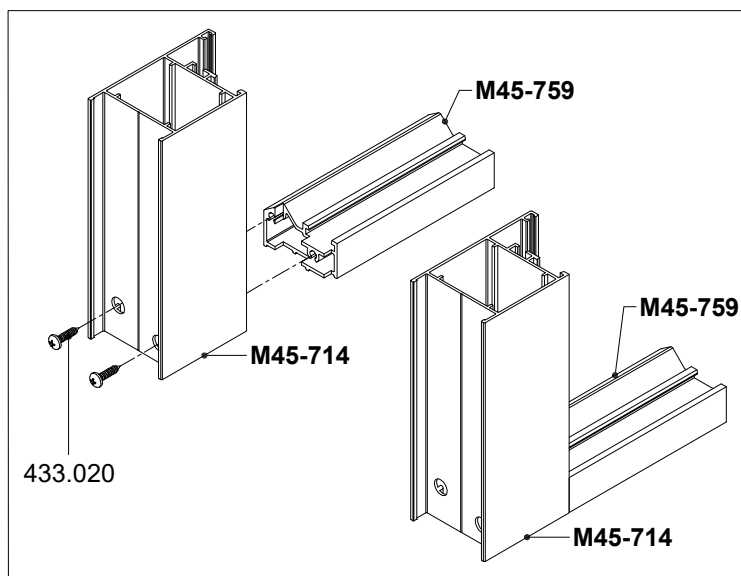
370.023
pvc čep-mask-
za $\varnothing 10 \text{ mm}$
pvc cap-mask-
for $\varnothing 10 \text{ mm}$

433.020
vijak 3.9x25 (DIN 7981)
screw 3.9x25 (DIN 7981)

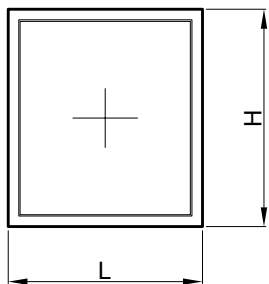
Napomena /Remark:

Ovakav način spajanja profila praga **M45-759** je isti i za sve profile rama:

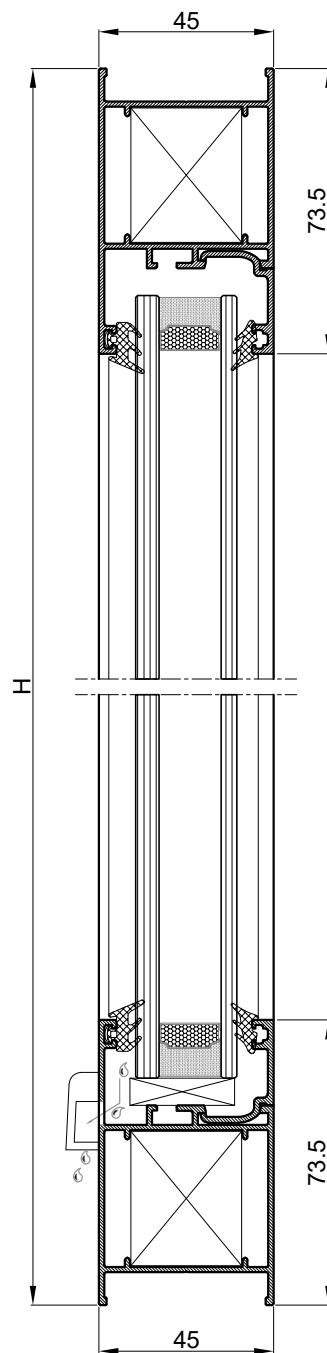
Same connection procedure of threshold profile **M45-759** is applicable for all frame profiles:
M45-717; M45-713; M45-714; M45-712;
M45-715; M45-718 ; M45-716



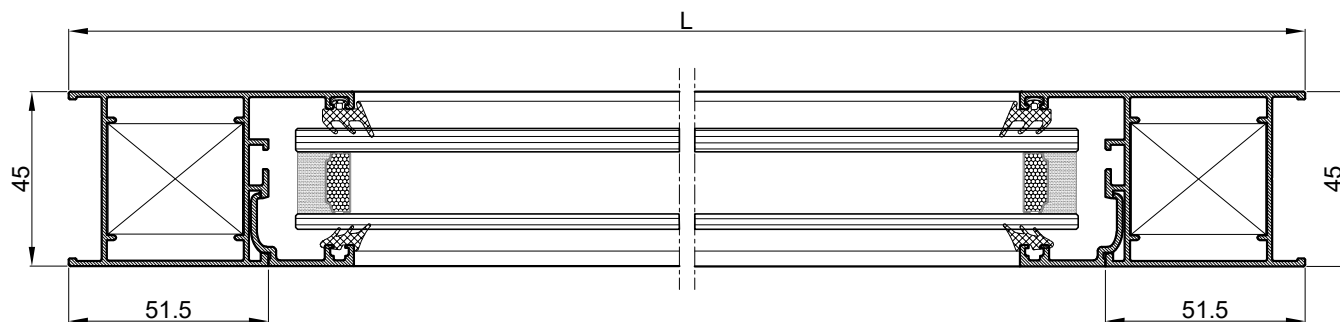
Rezne liste
Cutting lists

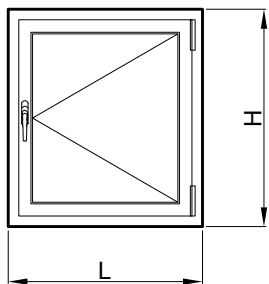


Rezna lista Cutting list
Ram Frame : M45-714



| PROFIL PROFILES | | | kom. pcs. | mjera dimension | kut pilanja sawing angle |
|--------------------|-------------------------|----------------------|--------------|--------------------|-----------------------------|
| M45-714 | hor.okvira | hor.frame | 2 | L | 45-45 |
| M45-714 | vert.okvira | vert.frame | 2 | H | 45-45 |
| Z40-656 | hor.staklo lajsna | hor.glazing bead | 2 | L -103 | 90-90 |
| Z40-656 | vert.staklo lajsna | vert.glazing bead | 2 | H -147 | 90-90 |
| OKOVI HARDWARE | | | kom. pcs. | | |
| 710.072 | kutna spojnica okvira | frame corner bracket | 4 | | |
| 730.001 | kutna spojnica okvira | frame corner bracket | 4 | | |
| 373.003 | maska za drenažni otvor | drainage slot mask | 2 | | |
| BRTVE GASKETS | | | kom. pcs. | mjera dimension | |
| 328.003 | brtva prema staklu | glazing gasket | | 2L+2H | |
| 318.002 | brtva prema staklu | glazing gasket | | 2L+2H | |
| STAKLO GLASS | | | kom. pcs. | mjera dimension | |
| 26mm | | | 1 | L -117 x H -117 | |

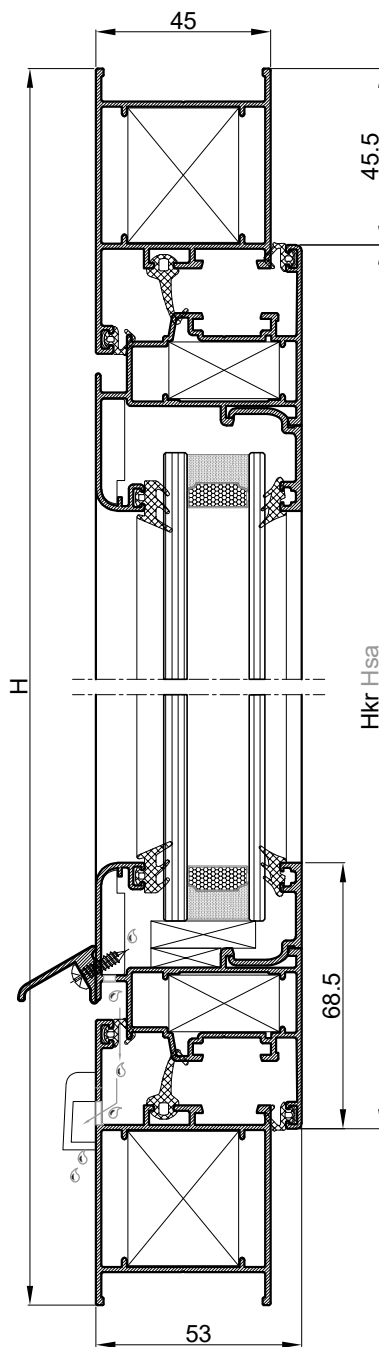




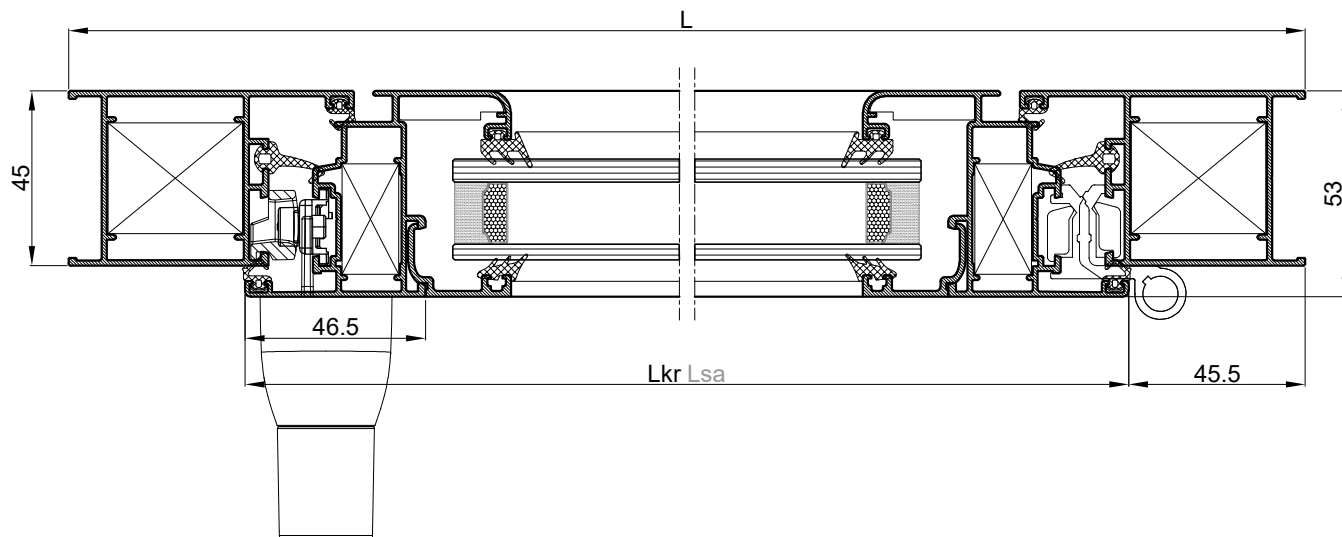
Rezna lista Cutting list

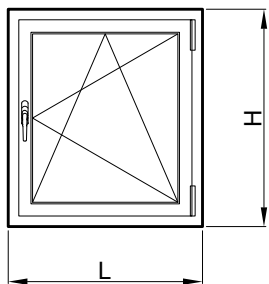
Ram Frame : M45-714

Krilo Sash: M45-734



| PROFILI FILES | | | kom. pcs. | mjera dimension | kut pilanja sawing angle |
|---------------------------|-------------------------------|-------------------------------|--------------|------------------------------|-----------------------------|
| M45-714 | hor.okvira | hor.frame | 2 | L | 45-45 |
| M45-714 | vert.okvira | vert.frame | 2 | H | 45-45 |
| M45-734 | hor.krila | hor.sash | 2 | Lkr Lsa=L -91 | 45-45 |
| M45-734 | vert.krila | vert.sash | 2 | Hkr Hsa=H -91 | 45-45 |
| Z40-656 | hor.staklo lajsna | hor.glazing bead | 2 | Lkr Lsa -93 | 90-90 |
| Z40-656 | vert.staklo lajsna | vert.glazing bead | 2 | Hkr Hsa -137 | 90-90 |
| Z40-657 | okapnica | drip cap | 1 | Lkr Lsa -66 | 90-90 |
| NC-1459 | profil klizača | slide profile | | | 90-90 |
| OKOVI HARDWARE | | | | | kom. pcs. |
| 710.072 | kutna spojnica okvira | frame corner bracket | 4 | | |
| 710.458 | kutna spojnica krila | sash corner bracket | 4 | | |
| 730.010 | kutna spojnica krila | sash corner bracket | 4 | | |
| 730.001 | kutna spojnica okvira i krila | frame and sash corner bracket | 8 | | |
| 104.011 | ručka -Stublina | window handle -Stublina | 1 | | |
| 144.044 | set ključanja -Stublina | locking set -Stublina | 1 | | |
| 111.001 | dvodijelna šarka EURO | two-part hinge EURO GROOVE | 2 | | |
| 373.003 | maska za drenažni otvor | drainage slot mask | 2 | | |
| 433.003 | vijak 3.5x13 za Z40-657 | screw 3.5x13 for Z40-657 | ~4 | | |
| BRTVE GASKETS | | | | mjera dimension | kom. pcs. |
| 338.003 | centralna brtva | central gasket | | 2L+2H | |
| 328.006 | brtva u ramu i krilu | frame and sash gas. | | 4L+4H | |
| 328.003 | brtva prema staklu | glazing gasket | | 2L+2H | |
| 318.002 | brtva prema staklu | glazing gasket | | 2L+2H | |
| 366.001 | kutni umetak brtve | gasket corner | 4 | | |
| STAKLO GLASS | | | | mjera dimension | kom. pcs. |
| 26mm | | | 1 | Lkr Lsa -107 x Hkr Hsa - 107 | |

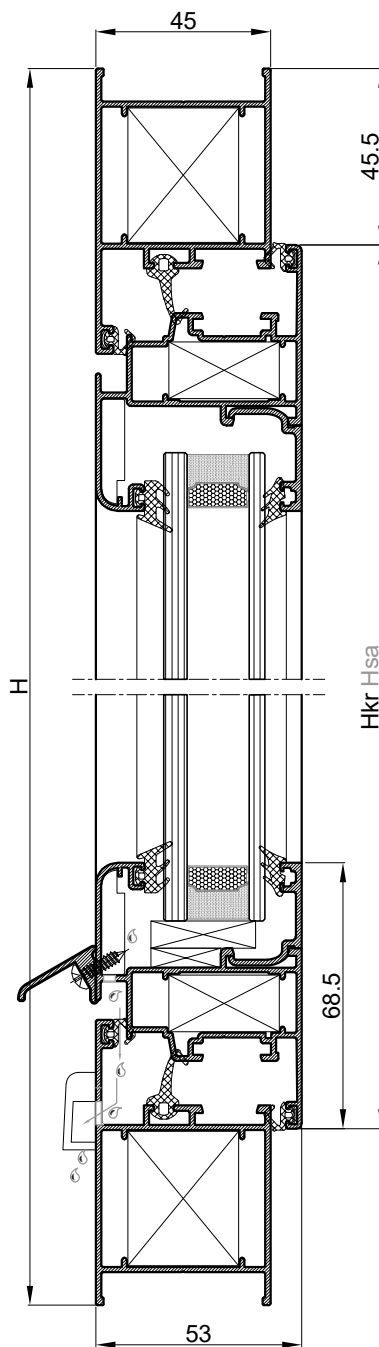




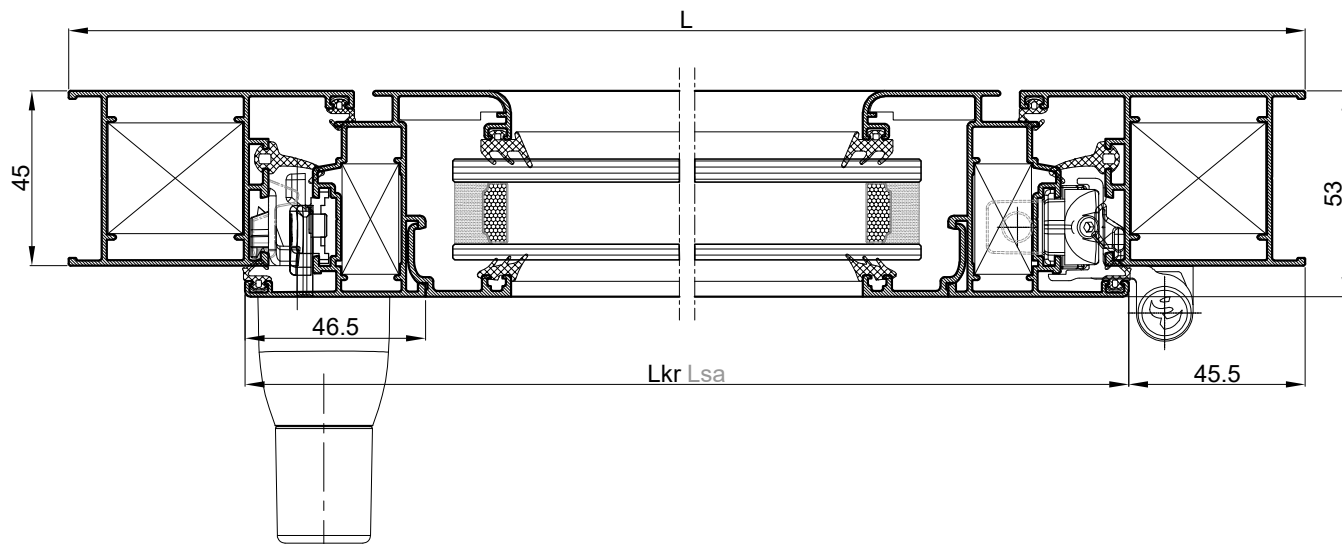
Rezna lista Cutting list

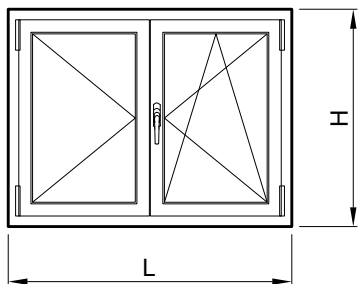
Ram Frame : M45-714

Krilo Sash: M45-734



| PROFILI FILES | | | kom. pcs. | mjera dimension | kut pilanja sawing angle |
|-------------------|-------------------------------|-------------------------------|--------------|------------------------------|-----------------------------|
| M45-714 | hor.okvira | hor.frame | 2 | L | 45-45 |
| M45-714 | vert.okvira | vert.frame | 2 | H | 45-45 |
| M45-734 | hor.krila | hor.sash | 2 | Lkr Lsa=L -91 | 45-45 |
| M45-734 | vert.krila | vert.sash | 2 | Hkr Hsa=H -91 | 45-45 |
| Z40-656 | hor.staklo lajsna | hor.glazing bead | 2 | Lkr Lsa -93 | 90-90 |
| Z40-656 | vert.staklo lajsna | vert.glazing bead | 2 | Hkr Hsa -137 | 90-90 |
| Z40-657 | okapnica | drip cap | 1 | Lkr Lsa -66 | 90-90 |
| NC-1459 | profil klizača | slide profile | | | 90-90 |
| OKOVI HARDWARE | | | | | kom. pcs. |
| 710.072 | kutna spojnica okvira | frame corner bracket | 4 | | |
| 710.458 | kutna spojnica krila | sash corner bracket | 4 | | |
| 730.010 | kutna spojnica krila | sash corner bracket | 4 | | |
| 730.001 | kutna spojnica okvira i krila | frame and sash corner bracket | 8 | | |
| 134.026 | O-Z meh. -Stublina | T&T mec. -Stublina | 1 | | |
| 373.003 | maska za drenažni otvor | drainage slot mask | 2 | | |
| 433.003 | vijak 3.5x13 za Z40-657 | screw 3.5x13 for Z40-657 | ~4 | | |
| BRTVE GASKETS | | | | mjera dimension | kom. pcs. |
| 338.003 | centralna brtva | central gasket | | 2L+2H | |
| 328.006 | brtva u ramu i krilu | frame and sash gas. | | 4L+4H | |
| 328.003 | brtva prema staklu | glazing gasket | | 2L+2H | |
| 318.002 | brtva prema staklu | glazing gasket | | 2L+2H | |
| 366.001 | kutni umetak brtve | gasket corner | 4 | | |
| STAKLO GLASS | | | | mjera dimension | kom. pcs. |
| 26mm | | | | Lkr Lsa -107 x Hkr Hsa - 107 | 1 |



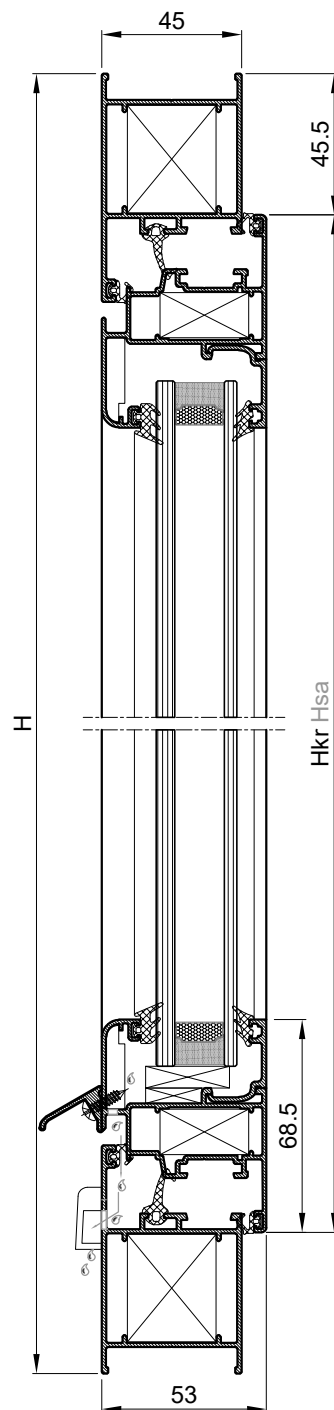


Rezna lista Cutting list

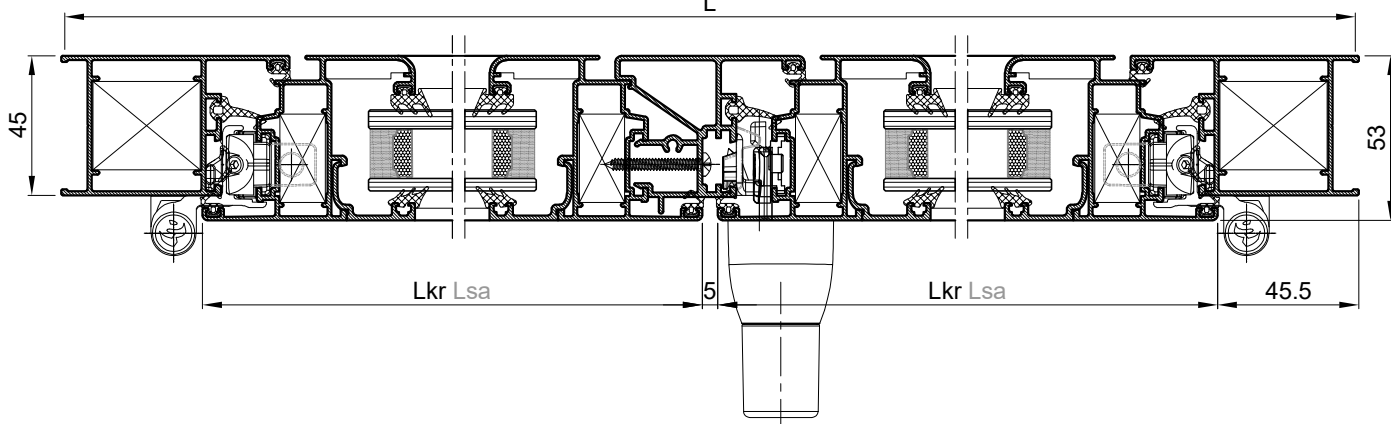
Ram Frame : M45-714

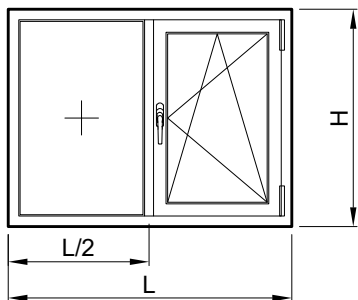
Krilo Sash: M45-734

Kombatuta Flying mullion: M45-708



| PROFILI PROFILES | | | kom. pcs. | mjera dimension | kut pilanja sawing angle |
|---------------------|-----------------------------------|---|--|----------------------------|-----------------------------|
| M45-714 | hor.okvira | hor.frame | 2 | L | 45-45 |
| M45-714 | vert.okvira | vert.frame | 2 | H | 45-45 |
| M45-734 | hor.krila | hor.sash | 4 | $L_{kr} L_{sa} = (L-96)/2$ | 45-45 |
| M45-734 | vert.krila | vert.sash | 4 | $H_{kr} H_{sa} = H - 91$ | 45-45 |
| M45-708 | profil kombatute | flying mullion | 1 | $H_{kr} H_{sa} - 68$ | 90-90 |
| Z40-656 | hor.staklo lajsna | hor.glazing bead | 4 | $L_{kr} L_{sa} - 93$ | 90-90 |
| Z40-656 | vert.staklo lajsna | vert.glazing bead | 4 | $H_{kr} H_{sa} - 137$ | 90-90 |
| Z40-657 | okapnica (glav.krilo) | drip cap (main sash) | 1 | $L_{kr} L_{sa} - 66$ | 90-90 |
| Z40-657 | okapnica (pom.krilo) | drip cap (aux.sash) | 1 | $L_{kr} L_{sa}$ | 90-90 |
| NC-1459 | profil klizača | slide profile | | | 90-90 |
| OKOVI HARDWARE | | | kom. pcs. | | |
| 710.072 | kutna spojnica okvira | frame corner bracket | 4 | | |
| 710.458 | kutna spojnica krila | sash corner bracket | 8 | | |
| 730.010 | kutna spojnica krila | sash corner bracket | 8 | | |
| 730.001 | kutna spojnica okvira i krila | frame and sash corner bracket | 12 | | |
| 134.026 | O-Z meh. -Stublina | T&T mec. -Stublina | 1 | | |
| 134.001 | okov za fiks. po. krila -Stublina | locking mech. for auxiliary sash-Stublina | 1 | | |
| 134.023 | pasivno ključanje -Stublina | passive locking -Stublina | 2 | | |
| 134.037 | šarke za pomoćno krilo | hinges for auxiliary sash | 1 | | |
| 134.038 | dodatni element gornju šarku | additional element for top hinge | 1 | | |
| 373.003 | maska za drenažni otvor | drainage slot mask | 3 | | |
| 363.007 | čep-umetak profila kombatute | cap-end insert for flying mullion | par pair | | |
| 433.003 | vijak 3.5x13 za Z40-657 | screw 3.5x13 for Z40-657 | 4 | | |
| 433.021 | vijak 3.9x32 za M45-708 | screw 3.9x32 for M45-708 | ~4 | | |
| BRTVE GASKETS | | | mjera dimension | kom. pcs. | |
| 338.003 | centralna brtva | central gasket | $2L+3H$ | | |
| 328.006 | brtva u ramu i krilu | frame and sash gasket | $4L+7H$ | | |
| 328.003 | brtva prema staklu | glazing gasket | $2L+4H$ | | |
| 318.002 | brtva prema staklu | glazing gasket | $2L+4H$ | | |
| 366.001 | kutni umetak brtve | gasket corner | | 4 | |
| STAKLO GLASS | | | mjera dimension | kom. pcs. | |
| 26mm | | | $L_{kr} L_{sa} - 107 \times H_{kr} H_{sa} - 107$ | 2 | |



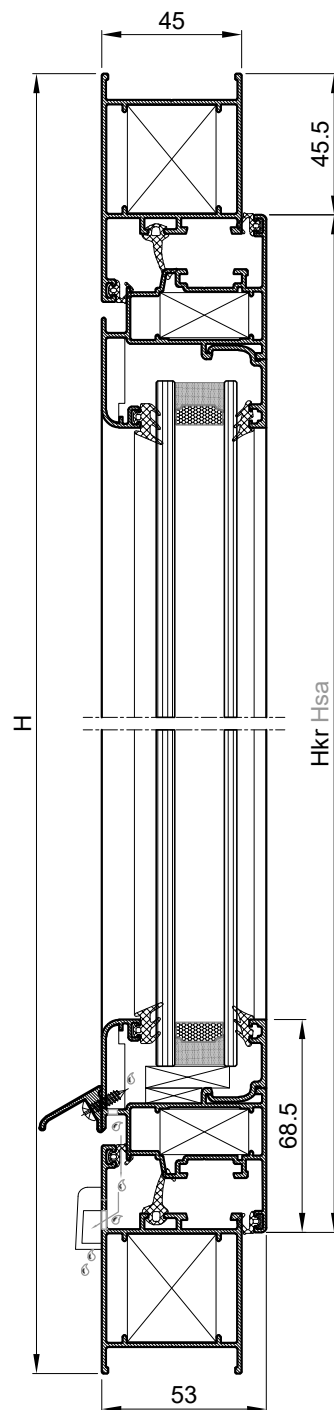


Rezna lista Cutting list

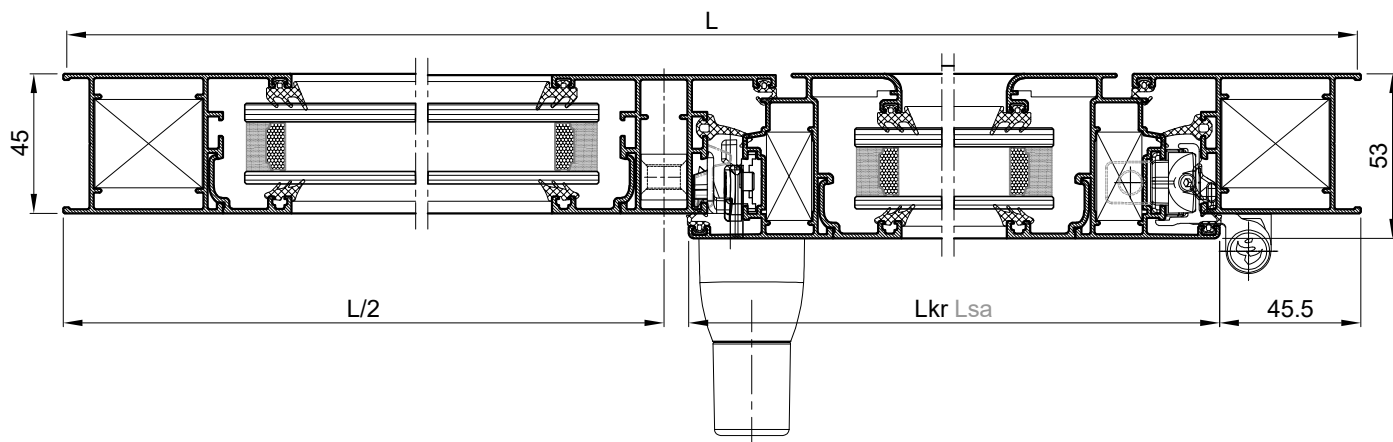
Ram Frame : M45-714

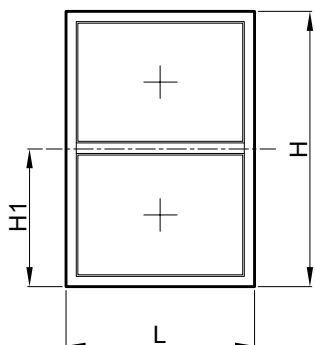
Krilo Sash: M45-734

Prečka Window crossbar: M45-725



| PROFILI PROFILES | | | kom. pcs. | mjera dimension | kut pilanja sawing angle |
|---------------------------|-------------------------------|--------------------------|--------------|------------------------------|-----------------------------|
| M45-714 | hor.okvira | hor.frame | 2 | L | 45-45 |
| M45-714 | vert.okvira | vert.frame | 2 | H | 45-45 |
| M45-734 | hor.krila | hor.sash | 2 | Lkr Lsa=L/2 -53.5 | 45-45 |
| M45-734 | vert.krila | vert.sash | 2 | Hkr Hsa=H -91 | 45-45 |
| M45-725 | prečka | window crossbar | 1 | H -94 | 90-90 |
| Z40-656 | hor.st.lajsna -krilo | hor.glazing bead -sash | 2 | Lkr Lsa -93 | 90-90 |
| Z40-656 | vert.st.lajsna -krilo | vert.glazing bead -sash | 2 | Hkr Hsa -137 | 90-90 |
| Z40-656 | hor.st.lajsna -fiksno | hor.glazing bead -fixed | 2 | L/2 -65.5 | 90-90 |
| Z40-656 | vert.st.lajsna -fiksno | vert.glazing bead -fixed | 2 | H-147 | 90-90 |
| Z40-657 | okapnica | drip cap | 1 | Lkr Lsa -66 | 90-90 |
| NC-1459 | profil klizača | slide profile | | | 90-90 |
| OKOVI HARDWARE | | | | | kom. pcs. |
| 710.072 | kutna spojnica okvira | frame corner bracket | 4 | | |
| 710.458 | kutna spojnica krila | sash corner bracket | 4 | | |
| 730.010 | kutna spojnica krila | sash corner bracket | 4 | | |
| 730.001 | kutna spojnica okvira i krila | rame corner bracket | 8 | | |
| 134.026 | O-Z meh. -Stublina | T&T mec. -Stublina | 1 | | |
| 710.066 | veznik | connector | 2 | | |
| 373.003 | maska za drenažni otvor | drainage slot mask | 3 | | |
| 433.003 | vijak 3.5x13 za Z40-657 | screw 3.5x13 for Z40-657 | ~4 | | |
| BRTVE GASKETS | | | | mjera dimension | kom. pcs. |
| 338.003 | centralna brtva | central gasket | | L+2H | |
| 328.006 | brtva u ramu i krilu | frame and sash gasket | | 4L+4H | |
| 328.003 | brtva prema staklu | glazing gasket | | 2L+4H | |
| 318.002 | brtva prema staklu | glazing gasket | | 2L+4H | |
| 366.001 | kutni umetak brtve | gasket corner | 4 | | |
| STAKLO GLASS | | | | mjera dimension | kom. pcs. |
| 26mm | | | 1 | L/2-79.5 x Hkr Hsa - 117 | |
| 26mm | | | 1 | Lkr Lsa -107 x Hkr Hsa - 107 | |

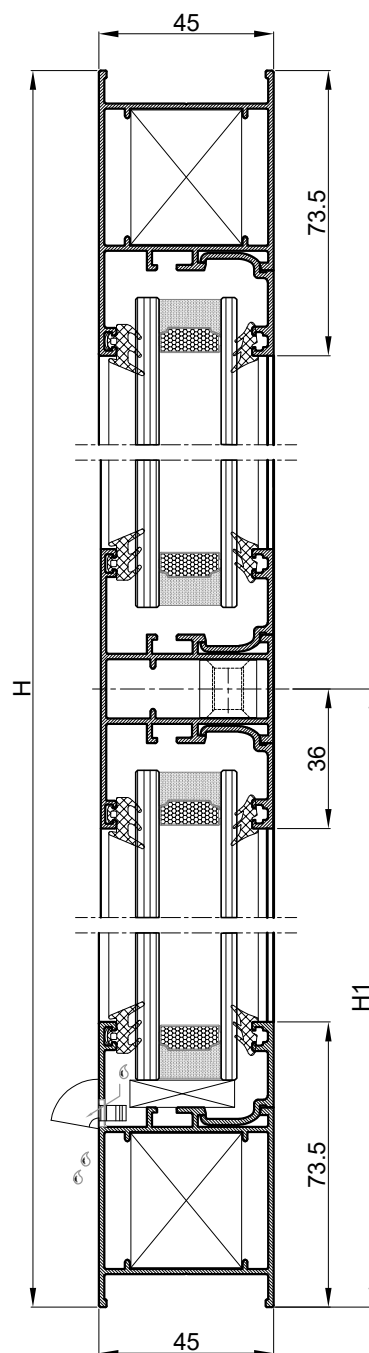




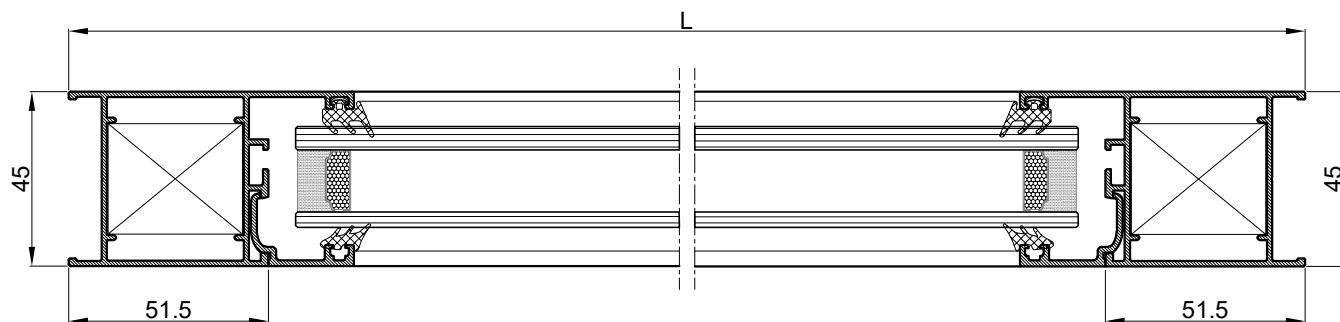
Rezna lista Cutting list

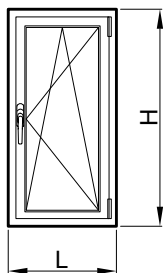
Ram Frame : M45-714

Prečka Window crossbar: M45-725



| PROFILI PROFILES | | | kom. pcs. | mjera dimension | kut pilanja sawing angle |
|---------------------------|-------------------------|----------------------|--------------|---------------------|-----------------------------|
| M45-714 | hor.okvira | hor.frame | 2 | L | 45-45 |
| M45-714 | vert.okvira | vert.frame | 2 | H | 45-45 |
| M45-725 | prečka | window crossbar | 1 | L -94 | 90-90 |
| Z40-656 | hor.staklo lajsna | hor.glazing bead | 4 | L -103 | 90-90 |
| Z40-656 | vert.staklo lajsna | vert.glazing bead | 2 | H1 -109.5 | 90-90 |
| Z40-656 | vert.staklo lajsna | vert.glazing bead | 2 | H -H1 -109.5 | 90-90 |
| OKOVI HARDWARE | | | | | kom. pcs. |
| 710.072 | kutna spojnica okvira | frame corner bracket | 4 | | |
| 730.001 | kutna spojnica okvira | frame corner bracket | 4 | | |
| 710.066 | veznik | connector | 2 | | |
| 370.070 | maska za drenažni otvor | drainage slot mask | 4 | | |
| BRTVE GASKETS | | | | mjera dimension | kom. pcs. |
| 328.003 | brtva prema staklu | glazing gasket | | 4L+2H | |
| 318.002 | brtva prema staklu | glazing gasket | | 4L+2H | |
| STAKLO GLASS | | | | mjera dimension | kom. pcs. |
| 26mm | | | | L -117 x H1 -79.5 | 1 |
| 26mm | | | | L -117 x H -H1-79.5 | 1 |

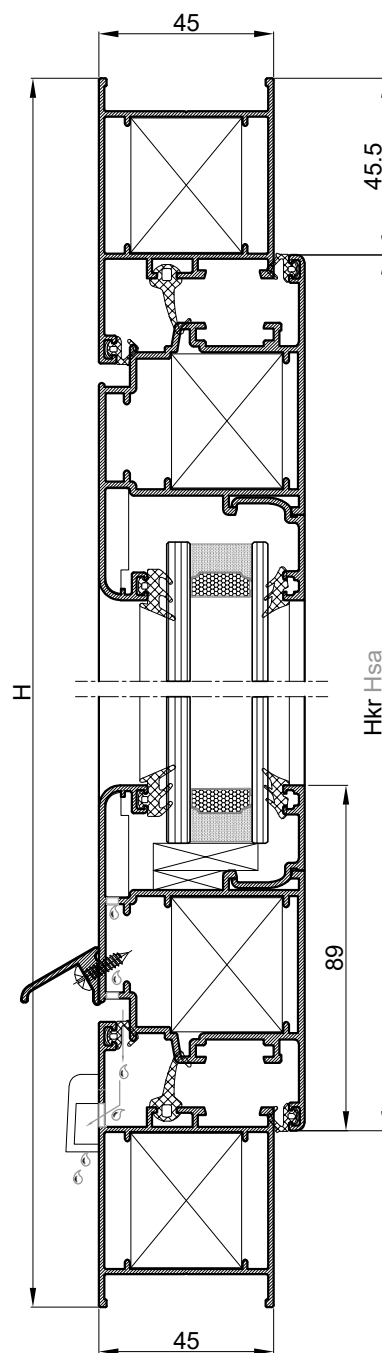




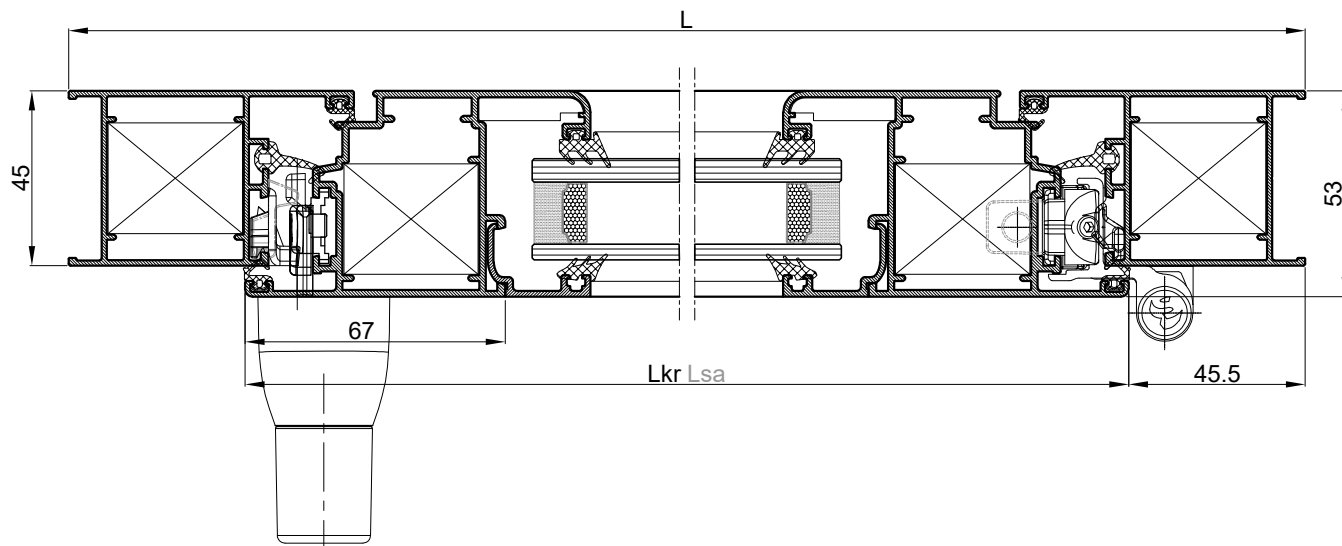
Rezna lista Cutting list

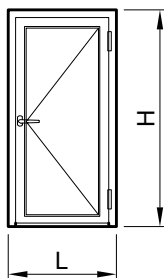
Ram Frame : M45-714

Krilo Sash: M45-701



| PROFILI PROFILES | | kom. pcs. | mjera dimension | kut pilanja sawing angle |
|---------------------|--|------------------------------|--------------------|-----------------------------|
| M45-714 | hor.okvira hor.frame | 2 | L | 45-45 |
| M45-714 | vert.okvira vert.frame | 2 | H | 45-45 |
| M45-701 | hor.krila hor.sash | 2 | Lkr Lsa=L -91 | 45-45 |
| M45-701 | vert.krila vert.sash | 2 | Hkr Hsa=H -91 | 45-45 |
| Z40-656 | hor.staklo lajsna hor.glazing bead | 2 | Lkr Lsa -134 | 90-90 |
| Z40-656 | vert.staklo lajsna vert.glazing bead | 2 | Hkr Hsa -178 | 90-90 |
| Z40-657 | okapnica drip cap | 1 | Lkr Lsa -66 | 90-90 |
| NC-1459 | profil klizača slide profile | | | 90-90 |
| OKOVI HARDWARE | | | | kom. pcs. |
| 710.072 | kutna spojnica okvira frame corner bracket | 4 | | |
| 710.072 | kutna spojnica krila sash corner bracket | 4 | | |
| 730.010 | kutna spojnica krila sash corner bracket | 4 | | |
| 730.001 | kutna spojnica okvira i krila frame corner bracket | 8 | | |
| 134.026 | O-Z meh. -Stublina T&T mec. -Stublina | 1 | | |
| 373.003 | maska za drenažni otvor drainage slot mask | 2 | | |
| 433.003 | vijak 3.5x13 za Z40-657 screw 3.5x13 for Z40-657 | ~4 | | |
| BRTVE GASKETS | | mjera dimension | kom. pcs. | |
| 338.003 | centralna brtva central gasket | 2L+2H | | |
| 328.006 | brtva u ramu i krilu frame and sash gas. | 4L+4H | | |
| 328.003 | brtva prema staklu glazing gasket | 2L+2H | | |
| 318.002 | brtva prema staklu glazing gasket | 2L+2H | | |
| 366.001 | kutni umetak brtve gasket corner | 4 | | |
| STAKLO GLASS | | mjera dimension | kom. pcs. | |
| 26mm | | Lkr Lsa -148 x Hkr Hsa - 148 | 1 | |





Rezna lista Cutting list

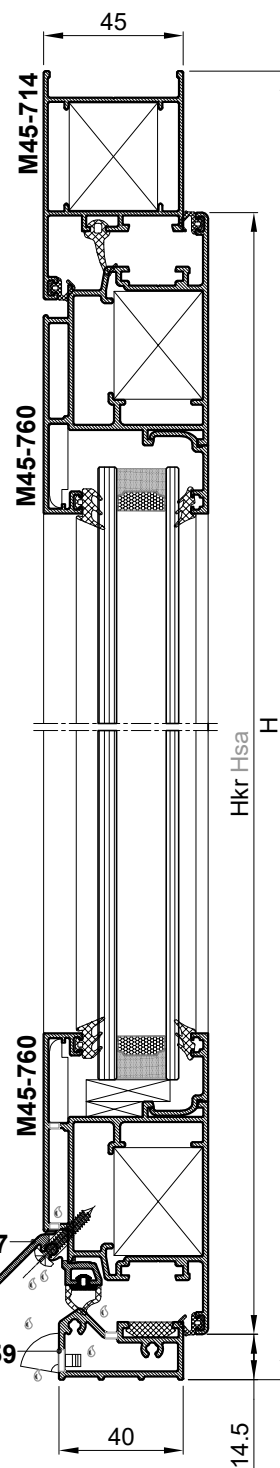
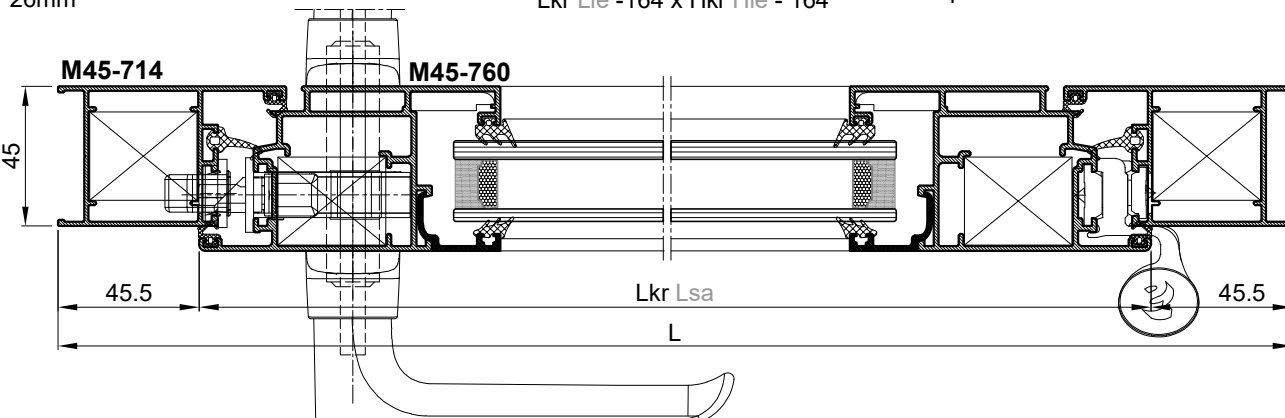
Ram Frame : M45-714
 Krilo Leaf: M45-760
 Prag Threshold: M45-759

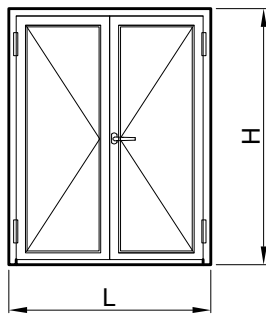
| PROFILI PROFILES | kom. pcs. | mjera dimension | kut pilanja sawing angle |
|--|--------------|--------------------|-----------------------------|
| M45-714 hor.okvira hor.frame | 1 | L | 45-45 |
| M45-714 vert.okvira vert.frame | 2 | H | 45-90 |
| M45-760 hor.krila hor.leaf | 2 | Lkr Lle=L -91 | 45-45 |
| M45-760 vert.krila vert.leaf | 2 | Hkr Hle=H -60 | 45-45 |
| M45-759 profil praga threshold profile | 1 | L -94 | 90-90 |
| Z40-656 hor.staklo lajsna hor.glazing bead | 2 | Lkr Lle -150 | 90-90 |
| Z40-656 vert.staklo lajsna vert.glazing bead | 2 | Hkr Hle -194 | 90-90 |
| F-1567 okapnica drip cap | 1 | Lkr Lle -76 | 90-90 |

| OKOVI HARDWARE | kom. pcs. |
|---|--------------|
| 730.009 kutna spojnica rama i krila frame corner bracket | 6 |
| 730.010 kutna spojnica krila leaf corner bracket | 4 |
| 730.001 kutna spojnica rama i krila frame and leaf corner bracket | 6 |
| 124.001 brava 35 mm s jezičkom lock 35 mm with latchbolt | 1 |
| 124.014 cilindar (uložak) za bravu cylinder (lock insert) | 1 |
| 124.032 štitnik cilindra za bravu lock cylinder protector | par pair |
| 124.003 prihvatnik jezička brave (šild) lock latchbolt acceptor | 1 |
| 104.009 ručka za vrata door handle | 1 |
| 114.001 dvodijelna šarka two-part hinge | 2 |
| 373.055 čep-umetak za profil okapnice cap-end insert drip cap profile | par pair |
| 433.020 vijak 3.9x25 za M45-759 screw 3.9x25 for M45-759 | 4 |
| 433.019 vijak 3.9x22 za F-1567 screw 3.9x22 for F-1567 | ~4 |
| 370.070 maska za drenažni otvor drainage slot mask | 2 |

| BRTVE GASKETS | mjera dimension | kom. pcs. |
|--|--------------------|--------------|
| 338.003 centralna brtva central gasket | L+2H | |
| 328.006 brtva u rami i krilu frame and leaf gasket | 3L+4H | |
| 328.003 brtva prema staklu glazing gasket | 2L+2H | |
| 318.002 brtva prema staklu glazing gasket | 2L+2H | |
| 366.001 kutni umetak brtve gasket corner | | 2 |
| 348.088 brtva prema pragu gasket acc. to threshold | L | |
| 344.058 brtva u pragu gasket in threshold | L | |

| STAKLO GLASS | mjera dimension | kom. pcs. |
|-----------------|------------------------------|--------------|
| 26mm | Lkr Lle -164 x Hkr Hle - 164 | 1 |





Rezna lista Cutting list

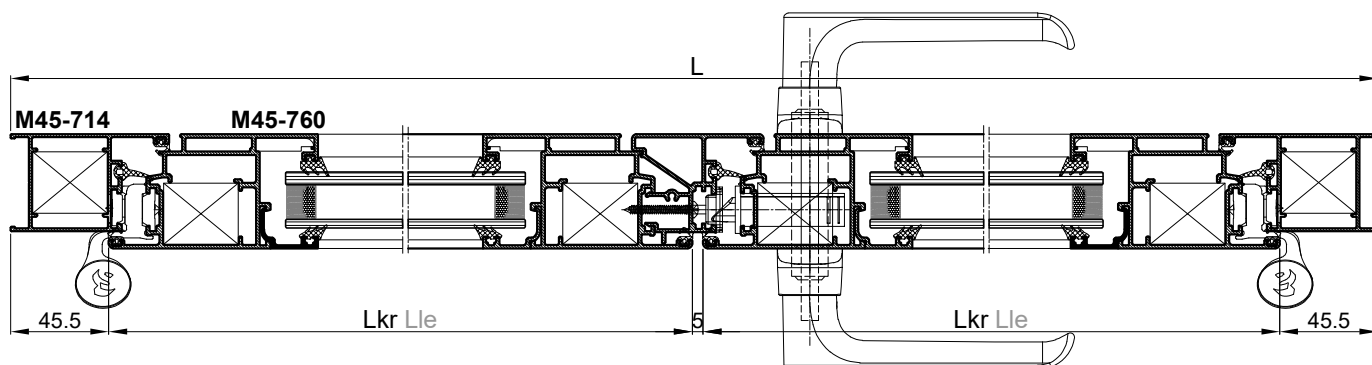
Ram Frame : M45-714
 Krilo Leaf: M45-760
 Kombatuta Flying mullion: M45-708
 Prag Threshold: M45-759

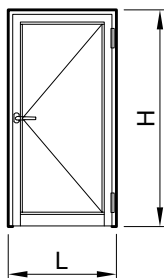
| PROFILI PROFILES | | | kom. pcs. | mjera dimension | kut pilanje sawing angle |
|------------------|-----------------------|----------------------|-----------|------------------|--------------------------|
| M45-714 | hor.okvira | hor.frame | 1 | L | 45-45 |
| M45-714 | vert.okvira | vert.frame | 2 | H | 45-90 |
| M45-760 | hor.krila | hor.leaf | 4 | Lkr Lle=(L-96)/2 | 45-45 |
| M45-760 | vert.krila | vert.leaf | 4 | Hkr Hle=H -60 | 45-45 |
| M45-708 | profil za okretanje | flying mullion | 1 | Hkr Hle -68 | 90-90 |
| M45-759 | profil praga | threshold profile | 1 | L -94 | 90-90 |
| Z40-656 | hor.staklo lajsna | hor.glazing bead | 4 | Lkr Lle -150 | 90-90 |
| Z40-656 | vert.staklo lajsna | vert.glass bead | 4 | Hkr Hle -194 | 90-90 |
| F-1567 | okapnica (glav.krilo) | drip cap (main.leaf) | 1 | Lkr Lle -76 | 90-90 |
| F-1567 | okapnica (pom.krilo) | drip cap (aux.leaf) | 1 | Lkr Lle -10 | 90-90 |

| OKOVI HARDWARE | | | kom. pcs. |
|----------------|----------------------------------|-----------------------------------|--------------|
| 730.009 | kutna spojnica rama i krila | frame corner bracket | 10 |
| 730.010 | kutna spojnica krila | leaf corner bracket | 8 |
| 730.001 | kutna spojnica rama i krila | frame and leaf corner bracket | 10 |
| 124.001 | brava 35 mm s jezičkom | lock 35 mm with latchbolt | 1 |
| 124.014 | cilindar (uložak) za bravu 35 mm | cylinder (lock insert) 35 mm | 1 |
| 124.032 | štitnik cilindra za bravu | lock cylinder protector | par pair |
| 124.003 | prihvatnik jezička brave (šild) | lock latchbolt acceptor | 1 |
| 104.009 | ručka za vrata | door handle | 1 |
| 114.001 | dvodijelna šarka | two-part hinge | 4 |
| 144.003 | zapinjač-krakun za vrata | door latch | 2 |
| 363.007 | čep-umetak profila kombatute | cap-end insert for flying mullion | par pair |
| 373.055 | čep-umetak za profil okapnice | cap-end insert drip cap profile | 2 para pairs |
| 433.020 | vijak 3.9x25 za M45-759 | screw 3.9x25 for M45-759 | 4 |
| 433.019 | vijak 3.9x22 za F-1567 | screw 3.9x22 for F-1567 | ~8 |
| 370.070 | maska za drenažni otvor | drainage slot mask | 4 |

| BRTVE GASKETS | | | mjera dimension | kom. pcs. |
|---------------|----------------------|--------------------------|-----------------|-----------|
| 338.003 | centralna brtva | central gasket | L+3H | |
| 328.006 | brtva u rami i krilu | frame and leaf gasket | 3L+7H | |
| 328.003 | brtva prema staklu | glazing gasket | 2L+4H | |
| 318.002 | brtva prema staklu | glazing gasket | 2L+4H | |
| 366.001 | kutni umetak brtve | gasket corner | | 2 |
| 348.088 | brtva prema pragu | gasket acc. to threshold | L | |
| 344.058 | brtva u pragu | gasket in threshold | L | |

| STAKLO GLASS | | | mjera dimension | kom. pcs. |
|--------------|--|--|------------------------------|-----------|
| 26mm | | | Lkr Lle -164 x Hkr Hle - 164 | 2 |





Rezna lista Cutting list

Ram Frame : M45-714

Krilo Leaf: M45-760

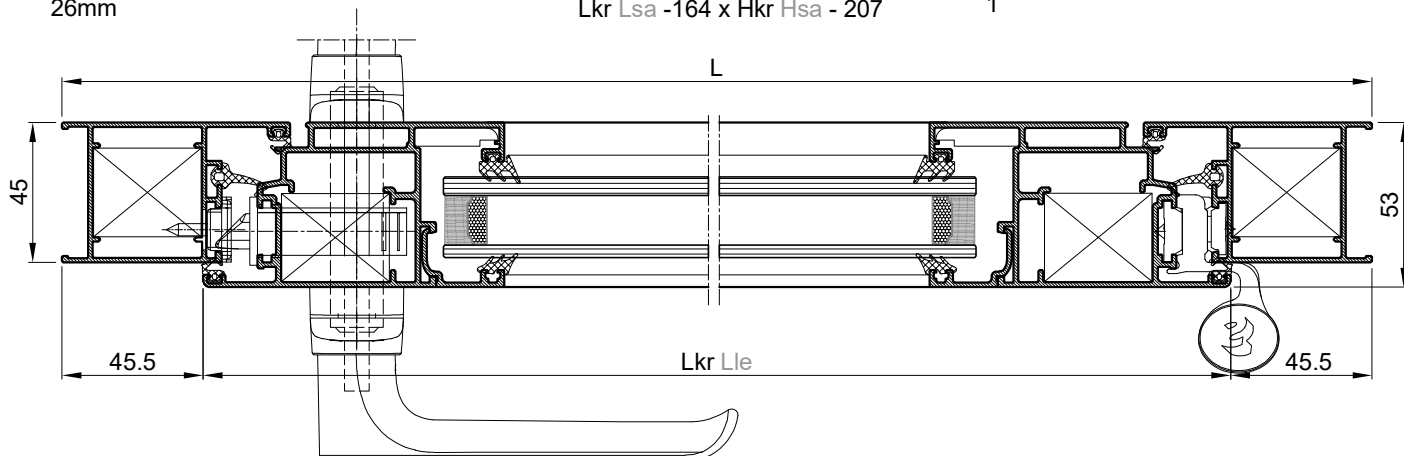
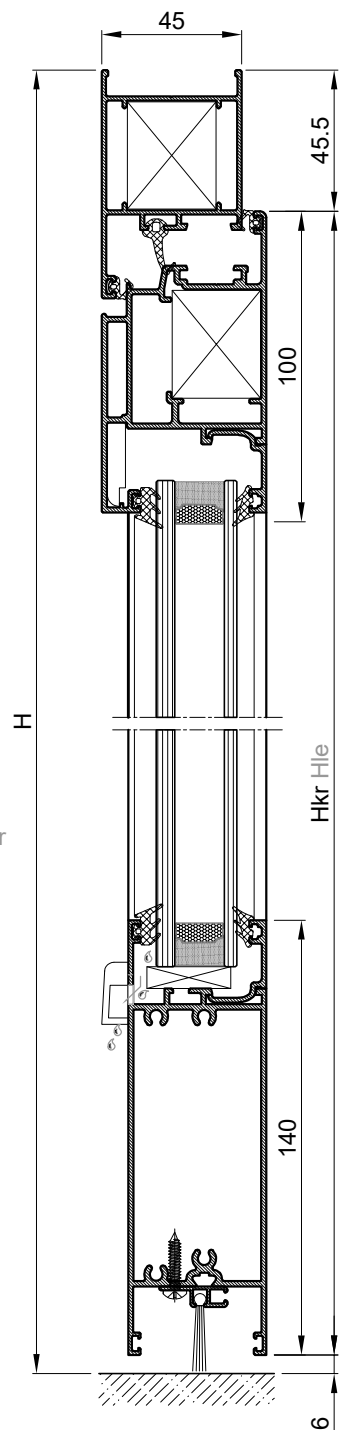
Parapetna prečka Transom profile: M45-722

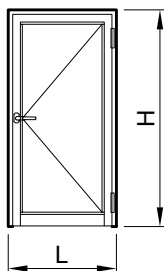
| PROFILI PROFILES | | | kom. pcs. | mjera dimension | kut pilanja sawing angle |
|---------------------|--------------------|-------------------|--------------|--------------------|-----------------------------|
| M45-714 | hor.okvira | hor.frame | 1 | L | 45-45 |
| M45-714 | vert.okvira | vert.frame | 2 | H | 45-90 |
| M45-760 | hor.krila | hor.leaf | 1 | Lkr Lle=L -91 | 45-45 |
| M45-760 | vert.krila | vert.leaf | 2 | Hkr Hle=H -51.5 | 45-90 |
| M45-722 | parapetna prečka | transom profile | 1 | Lkr Lle -141 | 90-90 |
| Z40-656 | hor.staklo lajsna | hor.glazing bead | 2 | Lkr Lle -150 | 90-90 |
| Z40-656 | vert.staklo lajsna | vert.glazing bead | 2 | Hkr Hle -194 | 90-90 |

| OKOVI HARDWARE | | | | kom. pcs. |
|-------------------|---------------------------------|-------------------------------|--|--------------|
| 730.009 | kutna spojnica rama i krila | frame corner bracket | | 4 |
| 730.010 | kutna spojnica krila | sash corner bracket | | 2 |
| 730.001 | kutna spojnica rama i krila | frame and leaf corner bracket | | 4 |
| 124.001 | brava 35 mm s jezičkom | lock 35 mm with latchbolt | | 1 |
| 124.014 | cilindar (uložak) za bravu | cylinder (lock insert) | | 1 |
| 124.032 | štitnik cilindra za bravu | lock cylinder protector | | par pair |
| 124.003 | prihvatnik jezička brave (šild) | lock latchbolt acceptor | | 1 |
| 104.009 | ručka za vrata | door handle | | 1 |
| 114.001 | dvodijelna šarka | two-part hinge | | 2 |
| 373.003 | maska za drenažni otvor | drainage slot mask | | 2 |
| 433.020 | vijak 3.9x25 za M45-722 | screw 3.9x25 for M45-722 | | 8 |
| 433.018 | vijak 3.9x19 za 521.001 | screw 3.9x19 for 521.001 | | ~4 |

| BRTVE GASKETS | | | mjera dimension | kom. pcs. |
|------------------|----------------------|-----------------------|--------------------|--------------|
| 338.003 | centralna brtva | central gasket | L+2H | |
| 328.006 | brtva u rami i krilu | frame and sash gasket | 2L+4H | |
| 328.003 | brtva prema staklu | glazing gasket | 2L+2H | |
| 318.002 | brtva prema staklu | glazing gasket | 2L+2H | |
| 366.001 | kutni umetak brtve | gasket corner | | 2 |
| 521.001 | držač četkaste brtve | brush gasket holder | L | |
| 347.001 | četkasta brtva | brush gasket | L | |

| STAKLO GLASS | | mjera dimension | kom. pcs. |
|-----------------|--|------------------------------|--------------|
| 26mm | | Lkr Lsa -164 x Hkr Hsa - 207 | 1 |





Rezna lista Cutting list

Ram Frame : M45-714

Krilo Leaf: M45-760

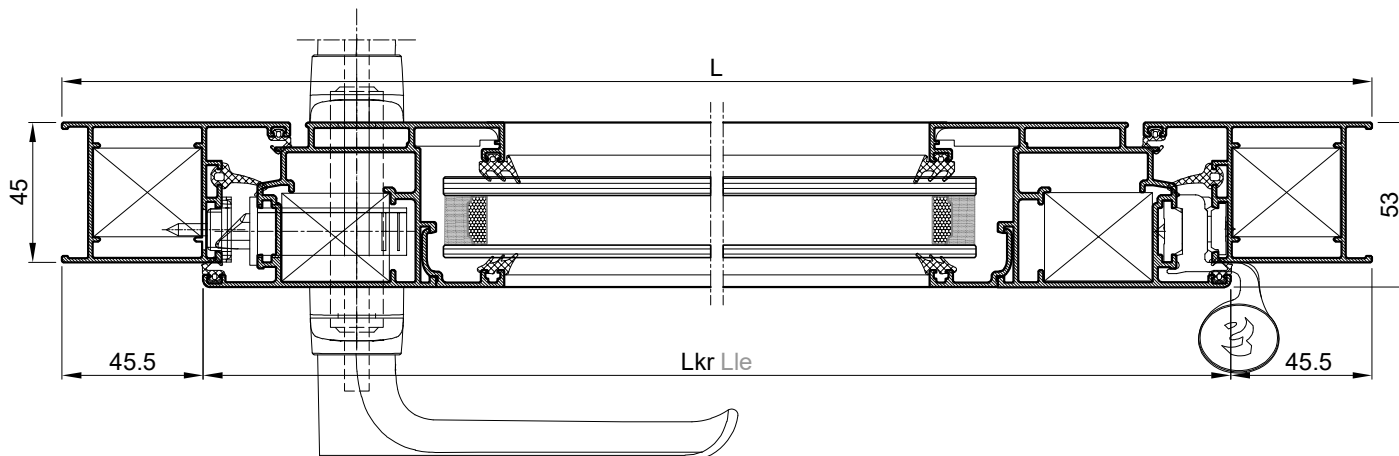
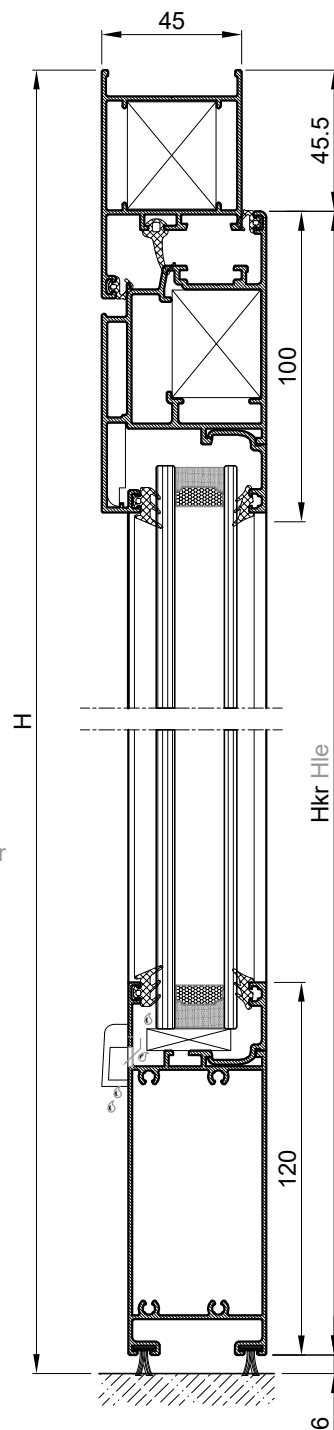
Parapetna prečka Transom profile: M45-727

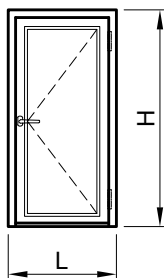
| PROFILI PROFILES | | | kom. pcs. | mjera dimension | kut pilanja sawing angle |
|---------------------|--------------------|-------------------|--------------|--------------------|-----------------------------|
| M45-714 | hor.okvira | hor.frame | 1 | L | 45-45 |
| M45-714 | vert.okvira | vert.frame | 2 | H | 45-90 |
| M45-760 | hor.krila | hor.leaf | 1 | Lkr Lle=L -91 | 45-45 |
| M45-760 | vert.krila | vert.leaf | 2 | Hkr Hle=H -51.5 | 45-90 |
| M45-727 | parapetna prečka | transom profile | 1 | Lkr Lle -141 | 90-90 |
| Z40-656 | hor.staklo lajsna | hor.glazing bead | 2 | Lkr Lle -150 | 90-90 |
| Z40-656 | vert.staklo lajsna | vert.glazing bead | 2 | Hkr Hle -194 | 90-90 |

| OKOVI HARDWARE | | | kom. pcs. |
|-------------------|---------------------------------|-------------------------------|--------------|
| 730.009 | kutna spojnica rama i krila | frame corner bracket | 4 |
| 730.010 | kutna spojnica krila | sash corner bracket | 2 |
| 730.001 | kutna spojnica rama i krila | frame and leaf corner bracket | 4 |
| 124.001 | brava 35 mm s jezičkom | lock 35 mm with latchbolt | 1 |
| 124.014 | cilindar (uložak) za bravu | cylinder (lock insert) | 1 |
| 124.032 | štitnik cilindra za bravu | lock cylinder protector | par pair |
| 124.003 | prihvatnik jezička brave (šild) | lock latchbolt acceptor | 1 |
| 104.009 | ručka za vrata | door handle | 1 |
| 114.001 | dvodijelna šarka | two-part hinge | 2 |
| 373.003 | maska za drenažni otvor | drainage slot mask | 2 |
| 433.020 | vijak 3.9x25 za M45-722 | screw 3.9x25 for M45-722 | 8 |

| BRTVE GASKETS | | | mjera dimension | kom. pcs. |
|------------------|----------------------|-----------------------|--------------------|--------------|
| 338.003 | centralna brtva | central gasket | L+2H | |
| 328.006 | brtva u rami i krilu | frame and sash gasket | 2L+4H | |
| 328.003 | brtva prema staklu | glazing gasket | 2L+2H | |
| 318.002 | brtva prema staklu | glazing gasket | 2L+2H | |
| 366.001 | kutni umetak brtve | gasket corner | | 2 |
| 347.003 | četkasta brtva 7X9 | brush gasket 7X9 | 2L | |

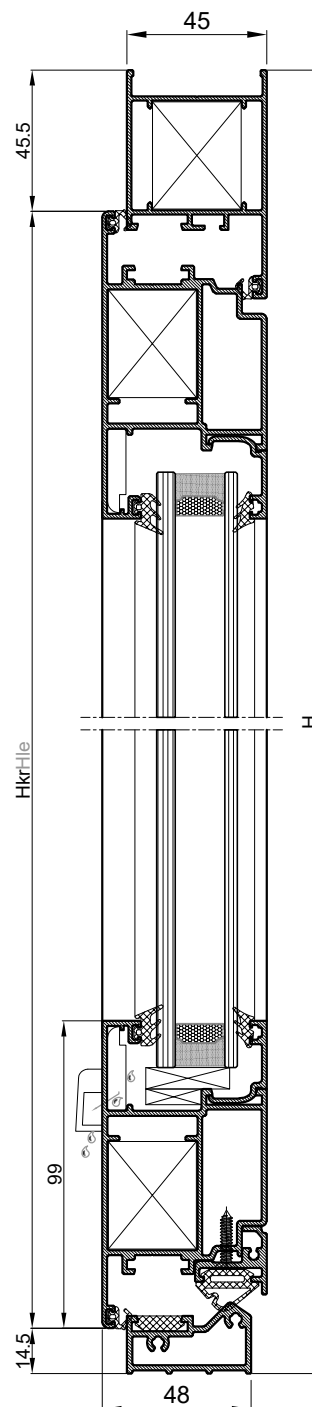
| STAKLO GLASS | | mjera dimension | kom. pcs. |
|-----------------|--|------------------------------|--------------|
| 26mm | | Lkr Lsa -164 x Hkr Hsa - 187 | 1 |





Rezna lista Cutting list

Ram Frame : M45-714
 Krilo Leaf: M45-761
 Prag Threshold: M45-759



| PROFILI PROFILES | | | kom. pcs. | mjera dimension | kut pilanja sawing angle |
|---------------------|--------------------|-------------------|--------------|--------------------|-----------------------------|
| M45-714 | hor.okvira | hor.frame | 1 | L | 45-45 |
| M45-714 | vert.okvira | vert.frame | 2 | H | 45-90 |
| M45-761 | hor.krila | hor.leaf | 2 | Lkr Hle=L -91 | 45-45 |
| M45-761 | vert.krila | vert.leaf | 2 | Hkr Hle=H -60 | 45-45 |
| M45-759 | profil praga | threshold profile | 1 | L -94 | 90-90 |
| Z40-656 | hor.staklo lajsna | hor.glazing bead | 2 | Lkr Hle -154 | 90-90 |
| Z40-656 | vert.staklo lajsna | vert.glazing bead | 2 | Hkr Hle -198 | 90-90 |
| F-1483 | profil | profile | 1 | Lkr Hle -72 | 90-90 |

OKOVI HARDWARE

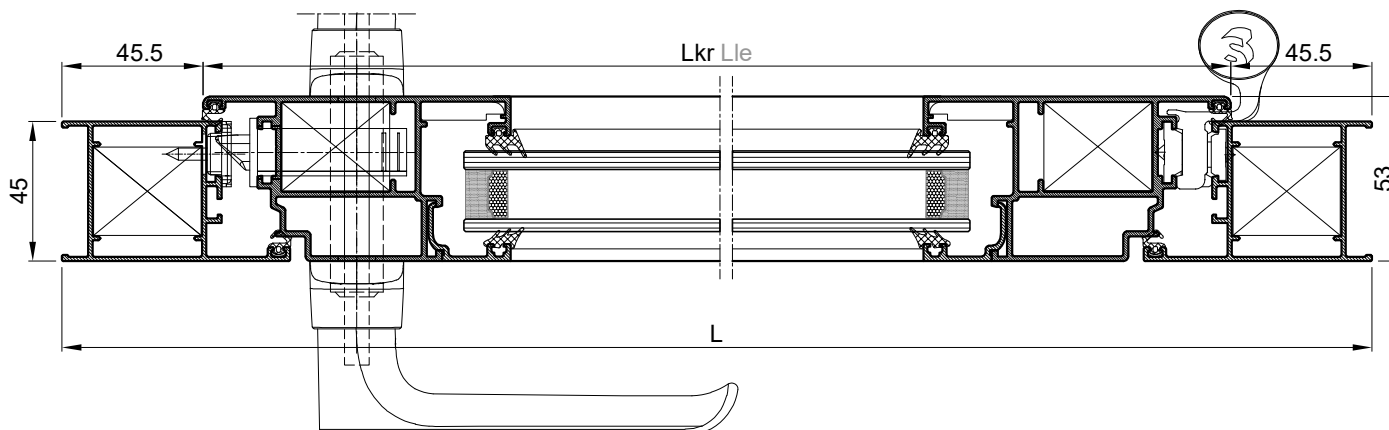
| | | | kom. pcs. |
|---------|---------------------------------|-----------------------------------|--------------|
| 730.009 | kutna spojnica rama i krila | frame corner bracket | 6 |
| 730.010 | kutna spojnica krila | leaf corner bracket | 4 |
| 730.001 | kutna spojnica rama i krila | frame and leaf corner bracket | 6 |
| 124.001 | brava 35 mm s jezičkom | lock 35 mm with latchbolt | 1 |
| 124.014 | cilindar (uložak) za bravu | cylinder (lock insert) | 1 |
| 124.032 | štitnik cilindra za bravu | lock cylinder protector | par pair |
| 124.003 | prihvatnik jezička brave (šild) | lock latchbolt acceptor | 1 |
| 104.009 | ručka za vrata | door handle | 1 |
| 114.001 | dvodijelna šarka | two-part hinge | 2 |
| 373.055 | čep-umetak za profil F-1483 | cap-end insert for profile F-1483 | par pair |
| 373.003 | maska za drenažni otvor | drainage slot mask | 2 |
| 433.020 | vijak 3.9x25 za M45-759 | screw 3.9x25 for M45-759 | 4 |
| 433.106 | vijak 3.9x19 za F-1483 | screw 3.9x19 for F-1483 | ~4 |

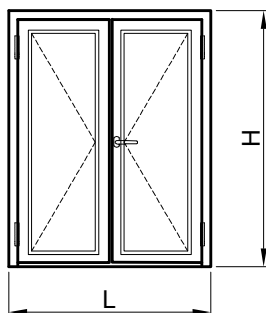
BRTVE GASKETS

| | | | mjera dimension | kom. pcs. |
|---------|----------------------|--------------------------|--------------------|--------------|
| 328.006 | brtva u rami i krilu | frame and leaf gasket | 3L+4H | |
| 328.003 | brtva prema staklu | glazing gasket | 2L+2H | |
| 318.002 | brtva prema staklu | glazing gasket | 2L+2H | |
| 344.071 | brtva prema pragu | gasket acc. to threshold | L | |
| 344.058 | brtva u pragu | gasket in threshold | L | |

STAKLO GLASS

| | | | mjera dimension | kom. pcs. |
|------|--|------------------------------|--------------------|--------------|
| 26mm | | Lkr Hle -168 x Hkr Hle - 168 | | 1 |





Rezna lista Cutting list

Ram Frame : M45-714

Krilo Leaf: M45-761

Kombatuta Flying mullion: M45-708

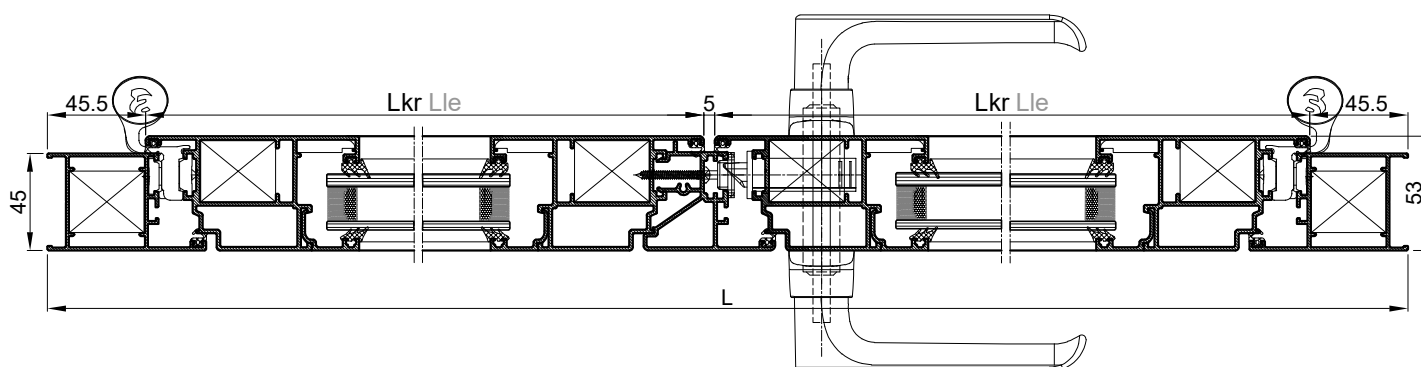
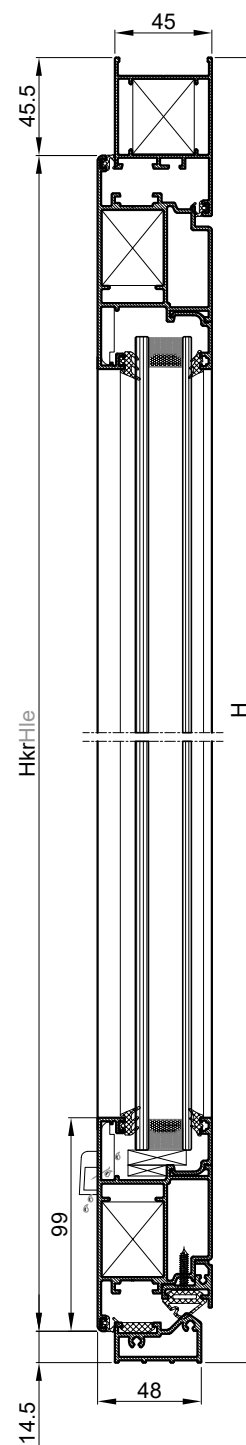
Prag Threshold: M45-759

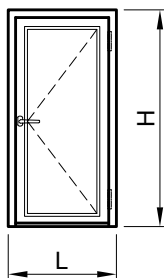
| PROFILI PROFILES | | | kom. pcs. | mjera dimension | kut pilanje sawing angle |
|------------------|---------------------|---------------------|-----------|------------------|--------------------------|
| M45-714 | hor.okvira | hor.frame | 1 | L | 45-45 |
| M45-714 | vert.okvira | vert.frame | 2 | H | 45-90 |
| M45-761 | hor.krila | hor.leaf | 4 | Lkr Lle=(L-96)/2 | 45-45 |
| M45-761 | vert.krila | vert.leaf | 4 | Hkr Hle=H -60 | 45-45 |
| M45-708 | profil za okretanje | flying mullion | 1 | Hkr Hle -68 | 90-90 |
| M45-759 | profil praga | threshold profile | 1 | L -94 | 90-90 |
| Z40-656 | hor.staklo lajsna | hor.glazing | 4 | Lkr Lle -154 | 90-90 |
| Z40-656 | vert.staklo lajsna | vert.glass bead | 4 | Hkr Hle -198 | 90-90 |
| F-1483 | profil (glav.krilo) | profile (main.leaf) | 1 | Lkr Lle -72 | 90-90 |
| F-1483 | profil (pom.krilo) | profile (aux.leaf) | 1 | Lkr Lle -6 | 90-90 |

| OKOVI HARDWARE | | | kom. pcs. |
|----------------|----------------------------------|-----------------------------------|--------------|
| 730.009 | kutna spojnica rama i krila | frame corner bracket | 10 |
| 730.010 | kutna spojnica krila | leaf corner bracket | 8 |
| 730.001 | kutna spojnica rama i krila | frame and leaf corner bracket | 10 |
| 124.001 | brava 35 mm s jezičkom | lock 35 mm with latchbolt | 1 |
| 124.014 | cilindar (uložak) za bravu 35 mm | cylinder (lock insert) 35 mm | 1 |
| 124.032 | štitnik cilindra za bravu | lock cylinder protector | par pair |
| 124.003 | prihvatnik jezička brave (šild) | lock latchbolt acceptor | 1 |
| 104.009 | ručka za vrata | door handle | 1 |
| 114.001 | dvodijelna šarka | two-part hinge | 4 |
| 144.003 | zapinjač-krakun za vrata | door latch | 2 |
| 363.007 | čep-umetak profila kombatute | cap-end insert for flying mullion | par pair |
| 373.055 | čep-umetak za profil F-1483 | cap-end insert for profile F-1483 | 2 para pairs |
| 373.003 | maska za drenažni otvor | drainage slot mask | 4 |
| 433.020 | vijak 3.9x25 za M45-759 | screw 3.9x25 for M45-759 | 4 |
| 433.106 | vijak 3.9x19 za F-1483 | screw 3.9x19 for F-1483 | ~8 |

| BRTVE GASKETS | | | mjera dimension | kom. pcs. |
|---------------|----------------------|--------------------------|-----------------|-----------|
| 328.006 | brtva u ramu i krilu | frame and leaf gasket | 3L+7H | |
| 328.003 | brtva prema staklu | glazing gasket | 2L+4H | |
| 318.002 | brtva prema staklu | glazing gasket | 2L+4H | |
| 344.071 | brtva prema pragu | gasket acc. to threshold | L | |
| 344.058 | brtva u pragu | gasket in threshold | L | |

| STAKLO GLASS | | | mjera dimension | kom. pcs. |
|--------------|--|--|------------------------------|-----------|
| 26mm | | | Lkr Lle -168 x Hkr Hle - 168 | 2 |





Rezna lista Cutting list

Ram Frame : M45-714

Krilo Leaf: M45-761

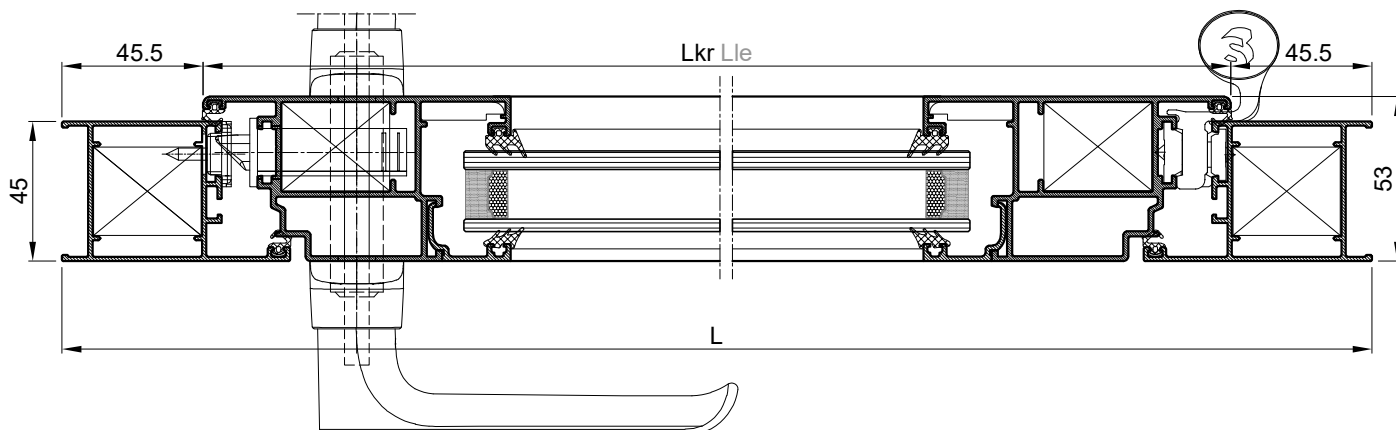
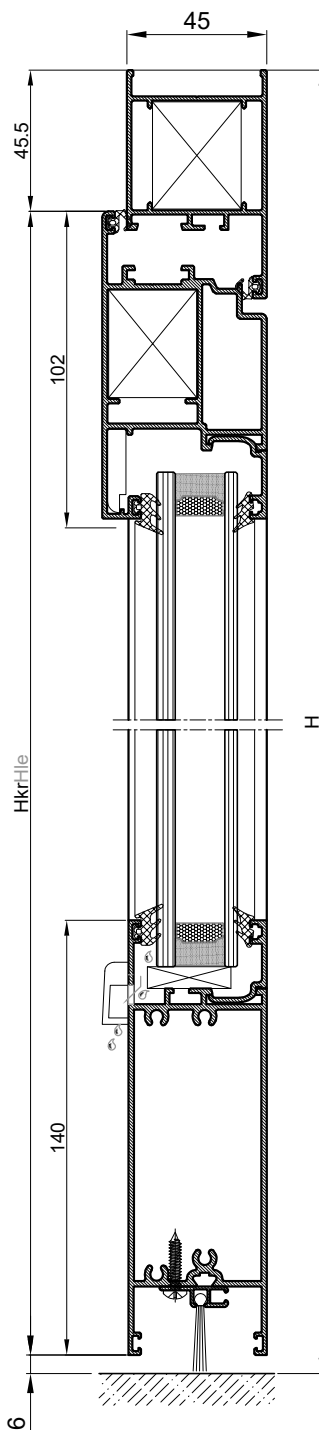
Parapetna prečka Transom profile: M45-722

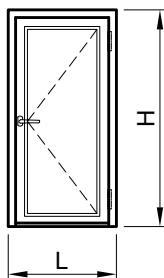
| PROFILI PROFILES | | | kom. pcs. | mjera dimension | kut pilanja sawing angle |
|---------------------|--------------------|-------------------|--------------|--------------------|-----------------------------|
| M45-714 | hor.okvira | hor.frame | 1 | L | 45-45 |
| M45-714 | vert.okvira | vert.frame | 2 | H | 45-90 |
| M45-761 | hor.krila | hor.leaf | 1 | Lkr Lle=L -91 | 45-45 |
| M45-761 | vert.krila | vert.leaf | 2 | Hkr Hle=H -51.5 | 45-90 |
| M45-722 | parapetna prečka | transom profile | 1 | Lkr Lle -145 | 90-90 |
| Z40-656 | hor.staklo lajsna | hor.glazing bead | 2 | Lkr Lle -154 | 90-90 |
| Z40-656 | vert.staklo lajsna | vert.glazing bead | 2 | Hkr Hle -239 | 90-90 |

| OKOVI HARDWARE | | | kom. pcs. |
|-------------------|---------------------------------|-------------------------------|--------------|
| 730.009 | kutna spojnica rama i krila | frame corner bracket | 4 |
| 730.010 | kutna spojnica krila | leaf corner bracket | 2 |
| 730.001 | kutna spojnica okvira i krila | frame and leaf corner bracket | 4 |
| 124.001 | brava 35 mm s jezičkom | lock 35 mm with latchbolt | 1 |
| 124.014 | cilindar (uložak) za bravu | cylinder (lock insert) | 1 |
| 124.032 | štitnik cilindra za bravu | lock cylinder protector | par pair |
| 124.003 | prihvatnik jezička brave (šild) | lock latchbolt acceptor | 1 |
| 104.009 | ručka za vrata | door handle | 1 |
| 114.001 | dvodijelna šarka | two-part hinge | 2 |
| 373.003 | maska za drenažni otvor | drainage slot mask | 2 |
| 433.020 | vijak 3.9x25 za M45-722 | screw 3.9x25 for M45-722 | 8 |
| 433.018 | vijak 3.9x19 za 521.001 | screw 3.9x19 for 521.001 | ~4 |

| BRTVE GASKETS | | | mjera dimension | kom. pcs. |
|------------------|----------------------|-----------------------|--------------------|--------------|
| 328.006 | brtva u rami i krilu | frame and leaf gasket | 3L+4H | |
| 328.003 | brtva prema staklu | glazing gasket | 2L+2H | |
| 318.002 | brtva prema staklu | glazing gasket | 2L+2H | |
| 344.071 | kutni umetak brtve | gasket corner | | 2 |
| 344.058 | držač četkaste brtve | brush gasket holder | L | |
| 347.001 | četkasta brtva | brush gasket | L | |

| STAKLO GLASS | | mjera dimension | kom. pcs. |
|-----------------|--|------------------------------|--------------|
| 26mm | | Lkr Lle -168 x Hkr Hle - 209 | 1 |





Rezna lista Cutting list

Ram Frame : M45-714

Krilo Leaf: M45-761

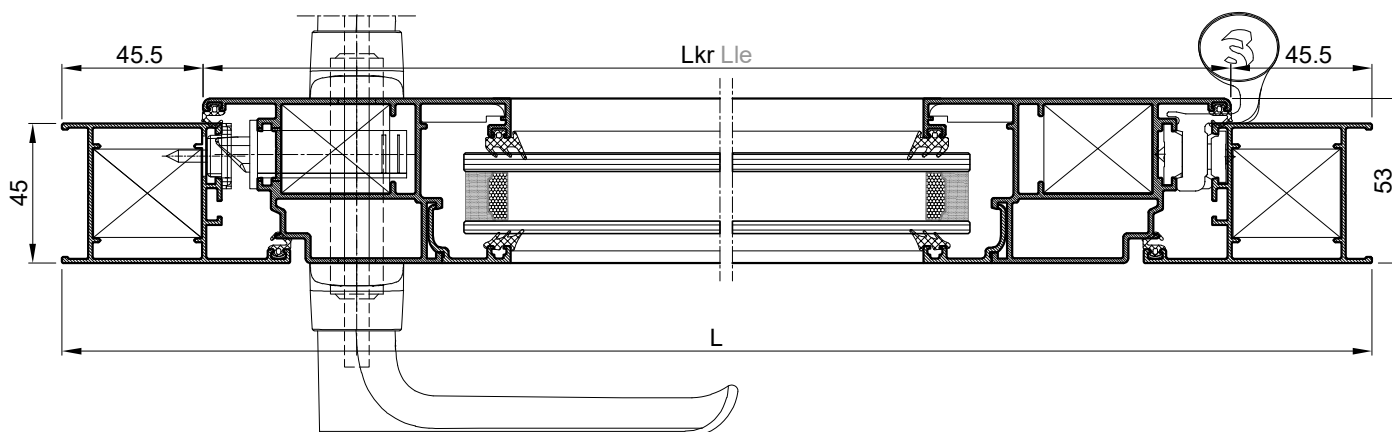
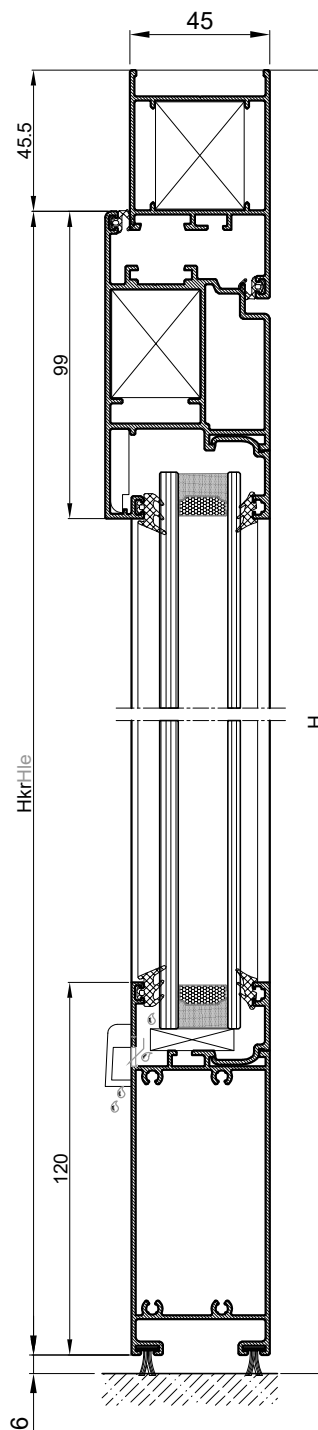
Parapetna prečka Transom profile: M45-727

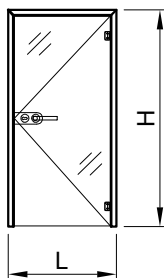
| PROFILI PROFILES | | | kom. pcs. | mjera dimension | kut pilanja sawing angle |
|---------------------|--------------------|-------------------|--------------|--------------------|-----------------------------|
| M45-714 | hor.okvira | hor.frame | 1 | L | 45-45 |
| M45-714 | vert.okvira | vert.frame | 2 | H | 45-90 |
| M45-761 | hor.krila | hor.leaf | 1 | Lkr Hle=L -91 | 45-45 |
| M45-761 | vert.krila | vert.leaf | 2 | Hkr Hle=H -51.5 | 45-90 |
| M45-727 | parapetna prečka | transom profile | 1 | Lkr Hle -145 | 90-90 |
| Z40-656 | hor.staklo lajsna | hor.glazing bead | 2 | Lkr Hle -154 | 90-90 |
| Z40-656 | vert.staklo lajsna | vert.glazing bead | 2 | Hkr Hle -219 | 90-90 |

| OKOVI HARDWARE | | | | kom. pcs. |
|-------------------|--------------------------------|-------------------------------|--|--------------|
| 730.009 | kutna spojnica okvira | frame corner bracket | | 4 |
| 730.010 | kutna spojnica krila | leaf corner bracket | | 2 |
| 730.001 | kutna spojnica okvira i krila | frame and leaf corner bracket | | 4 |
| 124.001 | brava 35 mm s jezičkom | lock 35 mm with latchbolt | | 1 |
| 124.014 | cilindar (uložak) za bravu | cylinder (lock insert) | | 1 |
| 124.032 | štitnik cilindra za bravu | lock cylinder protector | | par pair |
| 124.003 | prihvatač jezička brave (šild) | lock latchbolt acceptor | | 1 |
| 104.009 | ručka za vrata | door handle | | 1 |
| 114.001 | dvodijelna šarka | two-part hinge | | 2 |
| 373.003 | maska za drenažni otvor | drainage slot mask | | 2 |
| 433.020 | vijak 3.9x25 za M45-727 | screw 3.9x25 for M45-727 | | 8 |

| BRTVE GASKETS | | | mjera dimension | kom. pcs. |
|------------------|----------------------|-----------------------|--------------------|--------------|
| 328.006 | brtva u ramu i krilu | frame and leaf gasket | 3L+4H | |
| 328.003 | brtva prema staklu | glazing gasket | 2L+2H | |
| 318.002 | brtva prema staklu | glazing gasket | 2L+2H | |
| 344.071 | kutni umetak brtve | gasket corner | | 2 |
| 347.003 | četkasta brtva 7X9 | brush gasket 7X9 | 2L | |

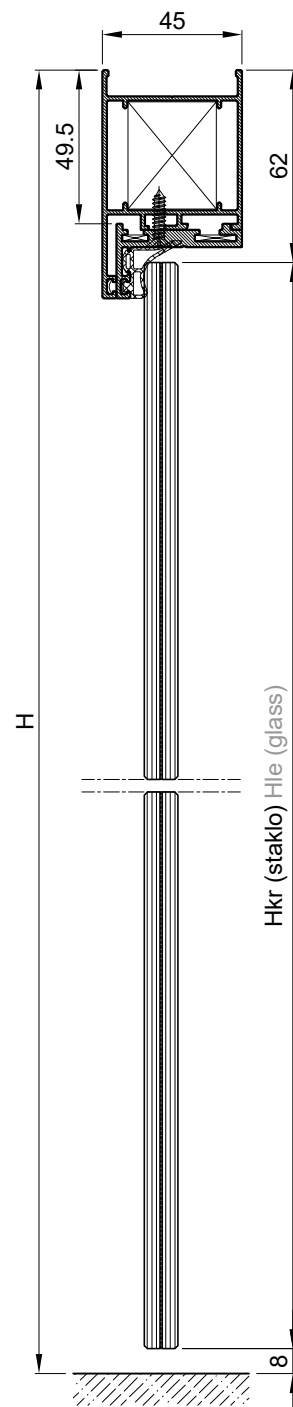
| STAKLO GLASS | | mjera dimension | kom. pcs. |
|-----------------|--|------------------------------|--------------|
| 26mm | | Lkr Hle -168 x Hkr Hle - 189 | 1 |



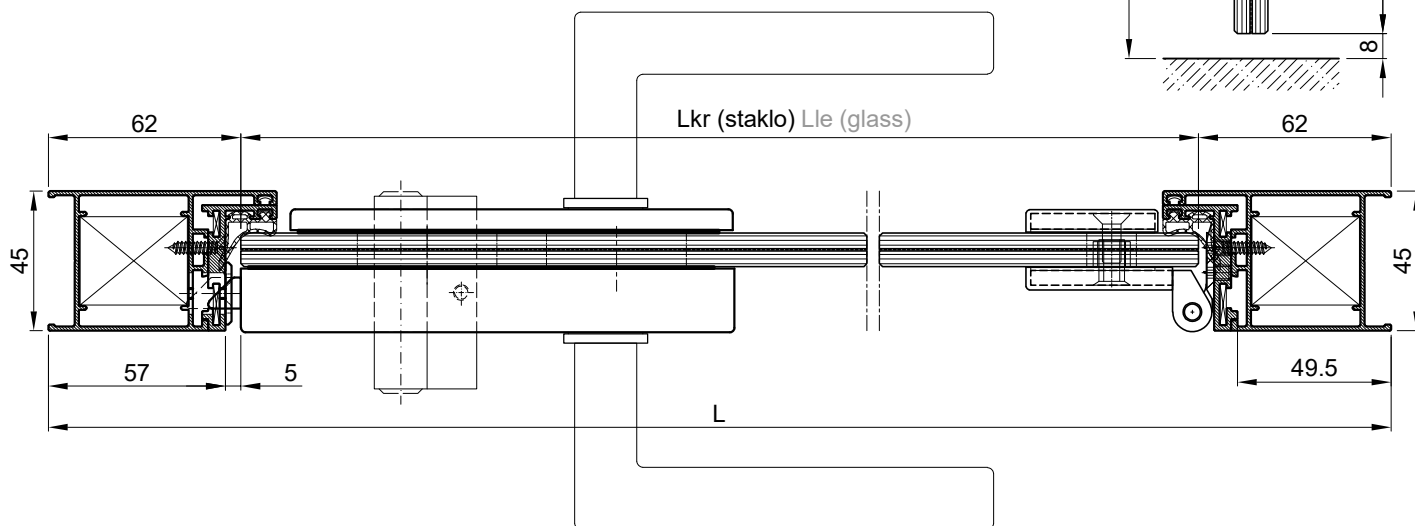


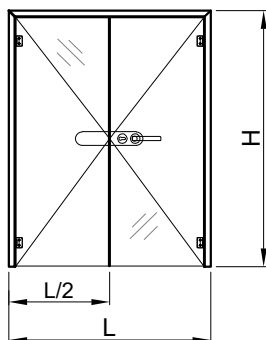
Rezna lista Cutting list

Ram Frame : M45-714
 Ram Frame: F-1686
 Staklo Glass: 55.2 ESG



| PROFILI PROFILES | | | kom. pcs. | mjera dimension | kut pilanja sawing angle |
|---------------------|------------------------------------|--------------------------------|--------------|--------------------|-----------------------------|
| M45-714 | horizontala okvira | horizontal frame | 1 | L | 45-45 |
| M45-714 | vertikala okvira | vertical frame | 2 | H | 45-90 |
| F-1686 | horizontala okvira | horizontal frame | 1 | L -99 | 45-45 |
| F-1686 | vertikala okvira | vertical frame | 2 | H -49.5 | 45-90 |
| OKOVI HARDWARE | | | | | kom. pcs. |
| 710.072 | kutna spojnica okvira M45-714 | frame corner bracket M45-714 | 2 | | |
| 710.536 | kutna spojnica okvira F-1686 | frame corner bracket F-1686 | 2 | | |
| 710.537 | kutna spojnica okvira F-1686 | frame corner bracket F-1686 | 2 | | |
| 730.001 | kutna spojnica okvira | frame corner brackets | 4 | | |
| 120.017.10 | brava za vrata sa staklenim krilom | lock for door with glass leaf | 1 | | |
| 124.025 | cilindar (uložak) za bravu | cylinder (lock insert) | 1 | | |
| 391.228.10 | prihvatna pločica | striking plate | 1 | | |
| 120.019.10 | ručka za vrata | door handle | 1 | | |
| 110.008 | šarka za vrata sa staklenim krilom | hinge for door with glass leaf | 2 | | |
| 433.118 | vijak 4.2x19 za F-1686 | screw 4.2x19 for F-1686 | ~20 | | |
| 431.239 | vijak M5x8 za šarku 110.008 | screw M5x8 for hinge 110.008 | 6 | | |
| BRTVE GASKETS | | | | mjera dimension | kom. pcs. |
| 334.007 | brtva u okviru F-1686 | gasket in frame F-1686 | | L+2H | |
| STAKLO GLASS | | | | mjera dimension | kom. pcs. |
| 10.76mm (55.2 ESG) | | | 1 | L -124 x H -70 | |



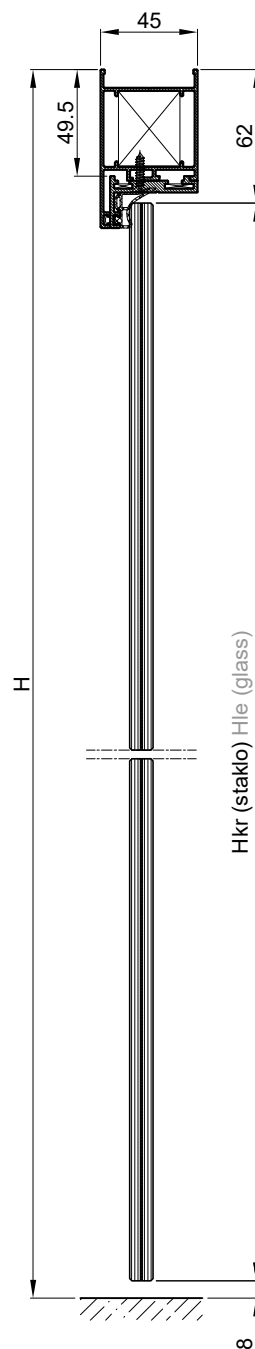


Rezna lista Cutting list

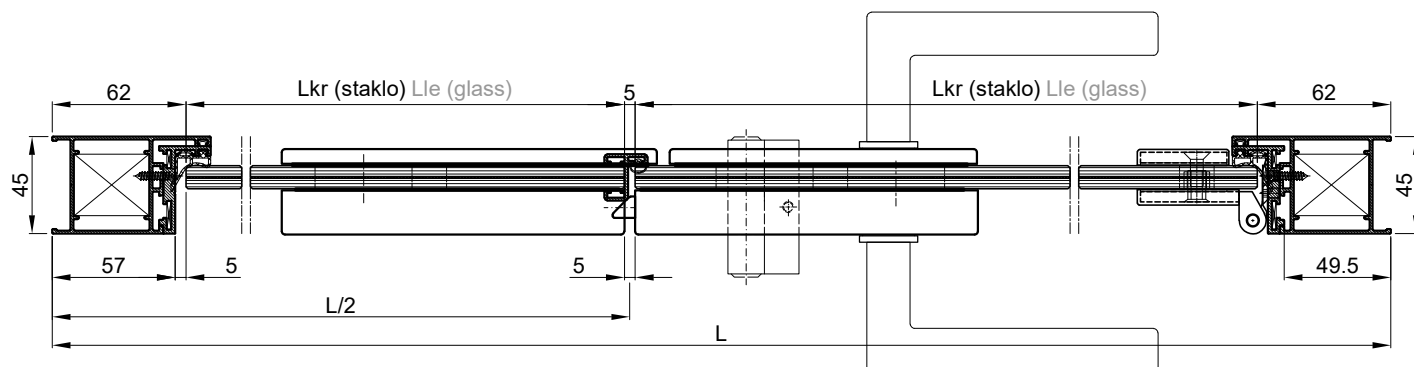
Ram Frame : M45-714

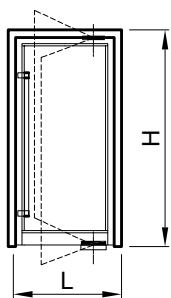
Ram Frame: F-1686

Staklo Glass: 55.2 **ESG**



| PROFILI PROFILES | | | kom. pcs. | mjera dimension | kut pilanje sawing angle |
|----------------------------|------------------------------------|--------------------------------|--------------|-----------------------|-----------------------------|
| M45-714 | horizontala okvira | horizontal frame | 1 | L | 45-45 |
| M45-714 | vertikala okvira | vertical frame | 2 | H | 45-90 |
| F-1686 | horizontala okvira | horizontal frame | 1 | L -99 | 45-45 |
| F-1686 | vertikala okvira | vertical frame | 2 | H -49.5 | 45-90 |
| F-1691 | profil na pom. krilu | profile in auxulary leaf | 1 | H -74 | 90-90 |
| OKOVI HARDWARE | | | | | kom. pcs. |
| 710.072 | kutna spojnica okvira M45-714 | frame corner bracket M45-714 | 2 | | |
| 710.536 | kutna spojnica okvira F-1686 | leaf corner bracket F-1686 | 2 | | |
| 710.537 | kutna spojnica okvira F-1686 | leaf corner bracket F-1686 | 2 | | |
| 730.001 | kutna spojnica okvira | frame corner brackets | 4 | | |
| 120.017.10 | brava za vrata sa staklenim krilom | lock for door with glass leaf | 1 | | |
| 124.025 | cilindar (uložak) za bravu | cylinder (lock insert) | 1 | | |
| 120.018.10 | prihvatnik brave | lock latchbolt acceptor | 1 | | |
| 120.019.10 | ručka za vrata | door handle | 1 | | |
| 110.008 | šarka za vrata sa staklenim krilom | hinge for door with glass leaf | 4 | | |
| 433.118 | vijak 4.2x19 za F-1686 | screw 4.2x19 for F-1686 | ~27 | | |
| 431.239 | vijak M5x8 za šarku 110.008 | screw M5x8 for hinge 110.008 | 12 | | |
| BRTVE GASKETS | | | | mjera dimension | kom. pcs. |
| 334.007 | brtva u okviru F-1686 | gasket in frame F-1686 | | L+2H | |
| 314.001 | brtva u profilu F-1691 | gasket in profile F-1691 | | H | |
| STAKLO GLASS | | | | mjera dimension | kom. pcs. |
| 10.76mm (55.2 ESG) | | | | ((L -129) /2) x H -70 | 2 |



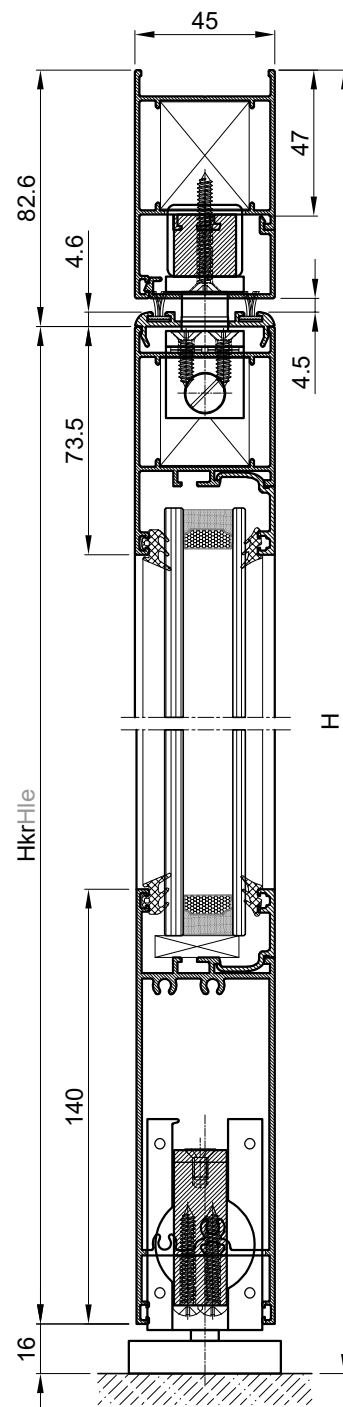


Rezna lista Cutting list

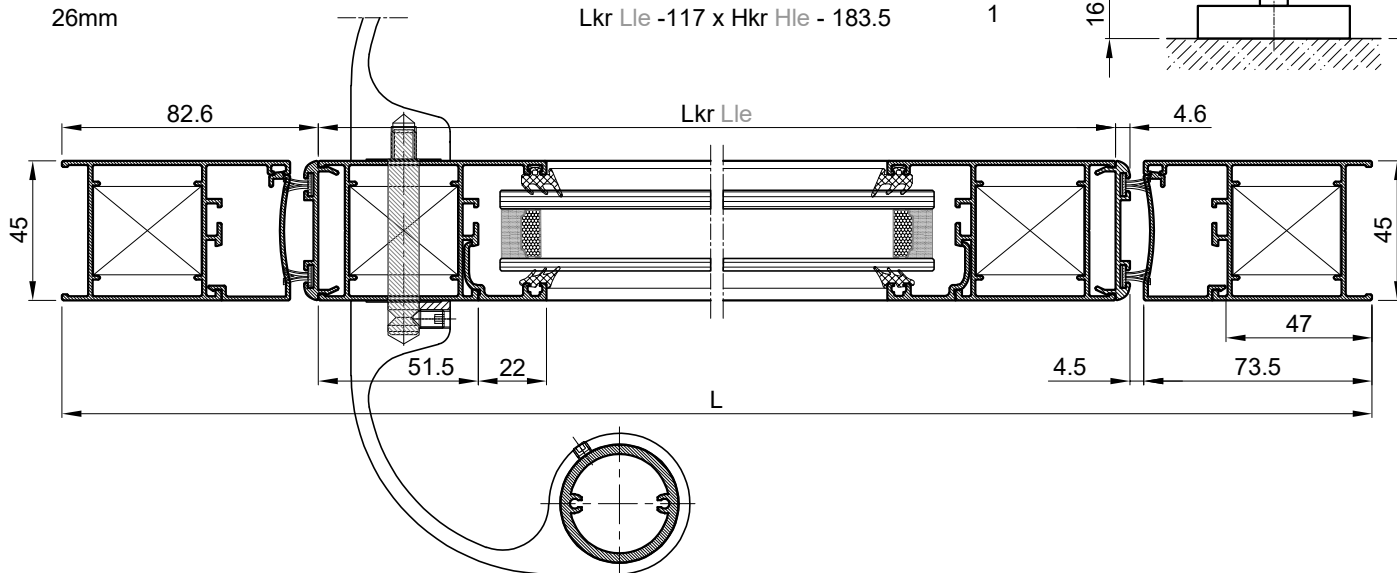
Ram Frame : M45-714

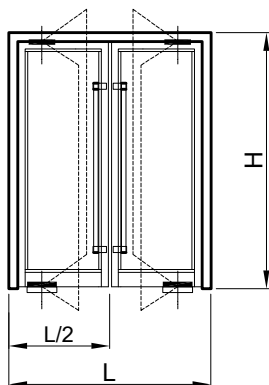
Krilo Leaf: M45-714

Parapetna prečka Transom profile: M45-722



| PROFILI PROFILES | | | kom. pcs. | mjera dimension | kut pilanja sawing angle |
|---------------------------|-------------------------|-------------------------------------|--------------|--------------------------------|-----------------------------|
| M45-714 | horizontala okvira | horizontal frame | 1 | L | 45-45 |
| M45-714 | vertikalna okvira | vertical frame | 2 | H | 45-90 |
| M45-714 | horizontala krila | horizontal leaf | 1 | Lkr Lle=L -165 | 45-45 |
| M45-714 | vertikalna krila | vertical leaf | 2 | Hkr Hle=H -98.5 | 45-90 |
| M45-722 | parapetna prečka | transom profile | 1 | Lkr Lle -94 | 90-90 |
| M45-753 | hor.profil maska | hor.mask profile | 1 | L -94 | 45-45 |
| M45-755 | vert.profil maska | vert.mask profile | 2 | H -94 | 45-90 |
| P45-644 | hor.profil maska | hor.mask profile | 1 | Lkr Lle +9 | 45-45 |
| P45-644 | vert.profil maska | vert.mask profile | 2 | Hkr Lle +4.5 | 45-90 |
| Z40-656 | hor.staklo lajsna | hor.glazing bead | 2 | Lkr Lle -103 | 90-90 |
| Z40-656 | vert.staklo lajsna | vert.glazing bead | 2 | Hkr Hle -213.5 | 90-90 |
| F-0829 | profil rukohvata | handrail profile | 2 | Hkr Hle | 90-90 |
| OKOVI HARDWARE | | | | | kom. pcs. |
| 710.072 | kutna spojnica okvira | frame corner bracket | 2 | | |
| 710.072 | kutna spojnica krila | leaf corner bracket | 2 | | |
| 730.001 | kutna spojnica krila | leaf corner bracket | 2 | | |
| 146.010 | sklop gornjeg mehanizma | upper mechanism assembly | 1 | | |
| 140.086 | sklop automata u krilu | closing device assembly in the leaf | 1 | | |
| 100.019 | nosač rukohvata F-0829 | carrier handrail F-0829 | 1 | | |
| 391.171 | inox osovina (L=66mm) | inox shaft (L=66mm) | 2 | | |
| 433.020 | vijak 3.9x25 za M45-722 | screw 3.9x25 for M45-722 | 8 | | |
| BRTVE GASKETS | | | | mjera dimension | kom. pcs. |
| 328.003 | brtva prema staklu | glazing gasket | | 2L+2H | |
| 318.002 | brtva prema staklu | glazing gasket | | 2L+2H | |
| 344.058 | držač četkaste brtve | brush gasket holder | | L | |
| 347.001 | četkasta brtva | brush gasket | | L | |
| 347.003 | četkasta brtva 7x9 | brush gasket 7x9 | | 2L+4H | |
| STAKLO GLASS | | | | mjera dimension | kom. pcs. |
| 26mm | | | | Lkr Lle -117 x Hkr Hle - 183.5 | 1 |





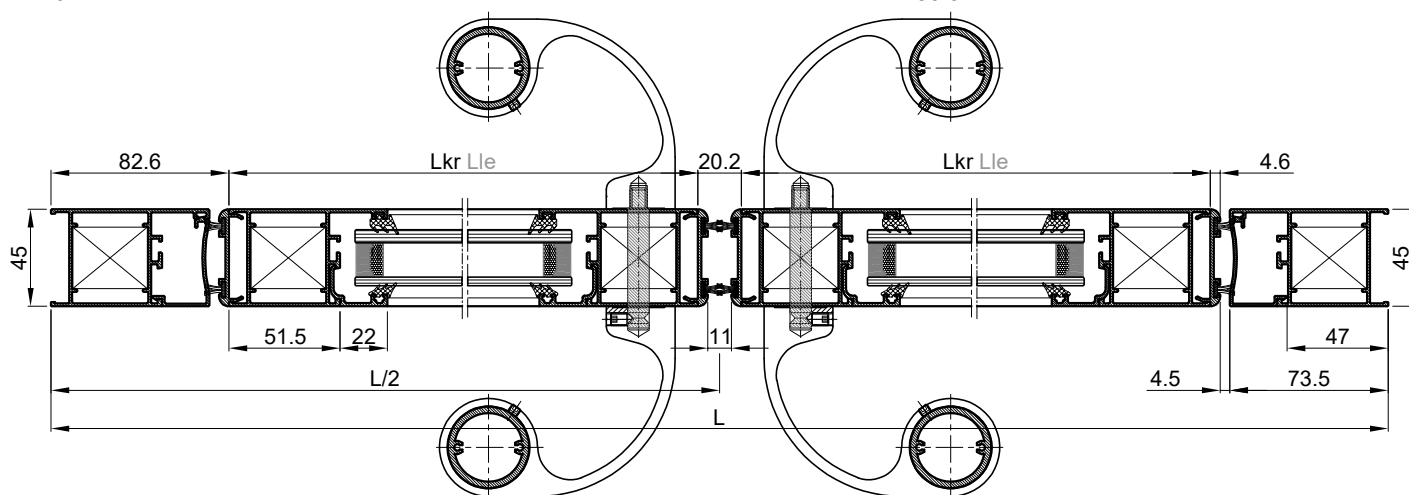
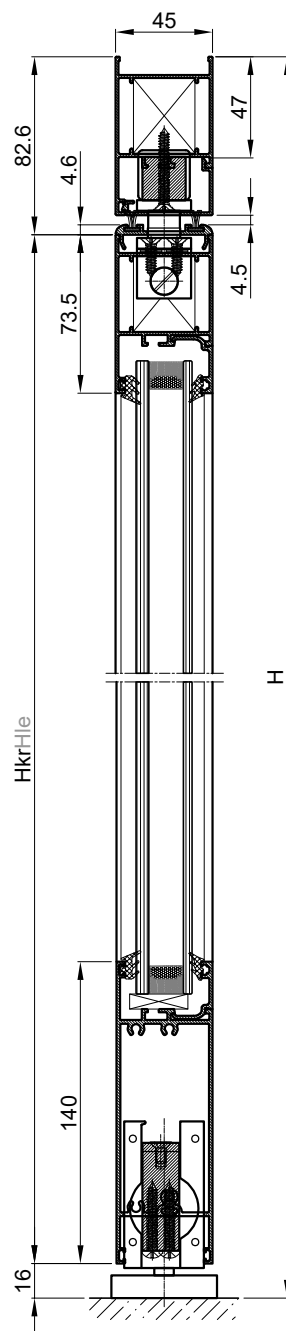
Rezna lista Cutting list

Ram Frame : M45-714

Krilo Leaf: M45-714

Parapetna prečka Transom profile: M45-722

| PROFILI PROFILES | | | kom. pcs. | mjera dimension | kut pilanje sawing angle |
|---------------------------|-------------------------|-------------------------------------|--------------|-------------------------------|-----------------------------|
| M45-714 | horizontala okvira | horizontal frame | 1 | L | 45-45 |
| M45-714 | vertikala okvira | vertical frame | 2 | H | 45-90 |
| M45-714 | horizontala krila | horizontal frame | 2 | Lkr Lle=L/2 -92.5 | 45-45 |
| M45-714 | vertikala krila | vertical frame | 4 | Hkr Hle=H -98.5 | 45-90 |
| M45-722 | parapetna prečka | transom profile | 2 | Lkr Lle -94 | 90-90 |
| M45-753 | hor.profil maska | hor.mask profile | 1 | L -94 | 45-45 |
| M45-755 | vert.profil maska | vert.mask profile | 2 | H -94 | 45-90 |
| P45-644 | hor.profil maska | hor.mask profile | 2 | Lkr Lle +9 | 45-45 |
| P45-644 | vert.profil maska | vert.mask profile | 4 | Hkr Lle +4.5 | 45-90 |
| Z40-656 | hor.staklo lajsna | hor.glazing bead | 4 | Lkr Lle -103 | 90-90 |
| Z40-656 | vert.staklo lajsna | vert.glazing bead | 4 | Hkr Hle -213.5 | 90-90 |
| F-0829 | profil rukohvata | handrail profile | 4 | Hkr Hle | 90-90 |
| OKOVI HARDWARE | | | | | kom. pcs. |
| 710.072 | kutna spojnica okvira | frame corner bracket | 2 | | |
| 710.072 | kutna spojnica krila | leaf corner bracket | 4 | | |
| 730.001 | kutna spojnica krila | leaf corner bracket | 4 | | |
| 146.010 | sklop gornjeg mehanizma | upper mechanism assembly | 2 | | |
| 140.086 | sklop automata u krilu | closing device assembly in the leaf | 2 | | |
| 100.019 | nosač rukohvata F-0829 | carrier handrail F-0829 | 2 | | |
| 391.171 | inox osovina (L=66mm) | inox shaft (L=66mm) | 4 | | |
| 433.020 | vijak 3.9x25 za M45-722 | screw 3.9x25 for M45-722 | 16 | | |
| BRTVE GASKETS | | | | | kom. pcs. |
| 328.003 | brtva prema staklu | glazing gasket | | 2L+4H | |
| 318.002 | brtva prema staklu | glazing gasket | | 2L+4H | |
| 344.058 | držač četkaste brtve | brush gasket holder | | L+4H | |
| 347.001 | četkasta brtva | brush gasket | | L | |
| 347.003 | četkasta brtva 7x9 | brush gasket 7x9 | | 2L+8H | |
| STAKLO GLASS | | | | | kom. pcs. |
| 26mm | | | | Lkr Lle -117 x Hkr Hle -183.5 | 2 |



FEAL



Skenirajte QR kod i registrirajte se na partner.feal.ba

Scan the QR code and register on partner.feal.ba

45 MILL

Knjiga B / *Book B*

Listopad 2025. / October 2025

FEAL d.o.o.
Trnska cesta 146
88220 Široki Brijeg
Bosna i Hercegovina
Tel. +387 39 704-269; 705-807; 705-636
Fax. +387 39 704-358
info@feal.ba
www.feal.ba