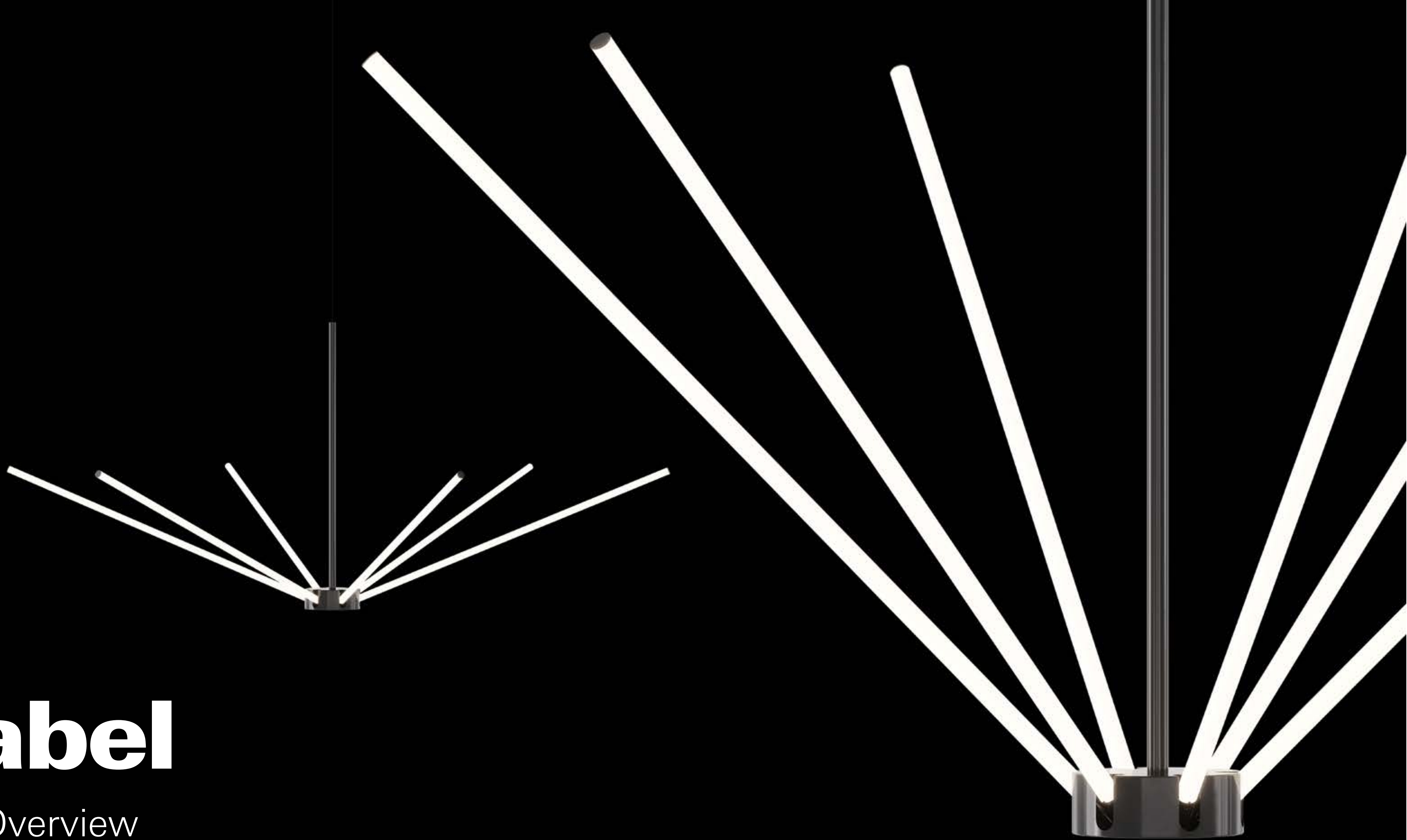



Lysabel

Technical Overview





Private residence, Italy / Visualization: Render Atelier




New York apartment, New York, USA / Architecture: AKSL arhitekti / Visualization: Studio Spacer



Private club, Dubai, UAE / Visualization: Render Atelier



Hotel lobby, Dubai, UAE / Visualization: Render Atelier



Fabiani Busines Hotel, Vienna, Austria / Architecture: AKSL arhitekti / Visualization: Studio Spacer

Finally, you can have the lightsaber you always wanted

Lysabel will always bring a touch of sophistication to your space, whether vertical, horizontal, inclined, single or grouped in different creative compositions. It is a slender homogeneously lit tube without shadows. Its look is clean, minimalistic and refined, with every last detail carefully crafted. Looks fragile, but it's not. Its force is versatile – for the power of light and of appearance.



Family range

LUMINAIRE LUMINOUS FLUX:

1100 - 6800 lm

LED COLOUR

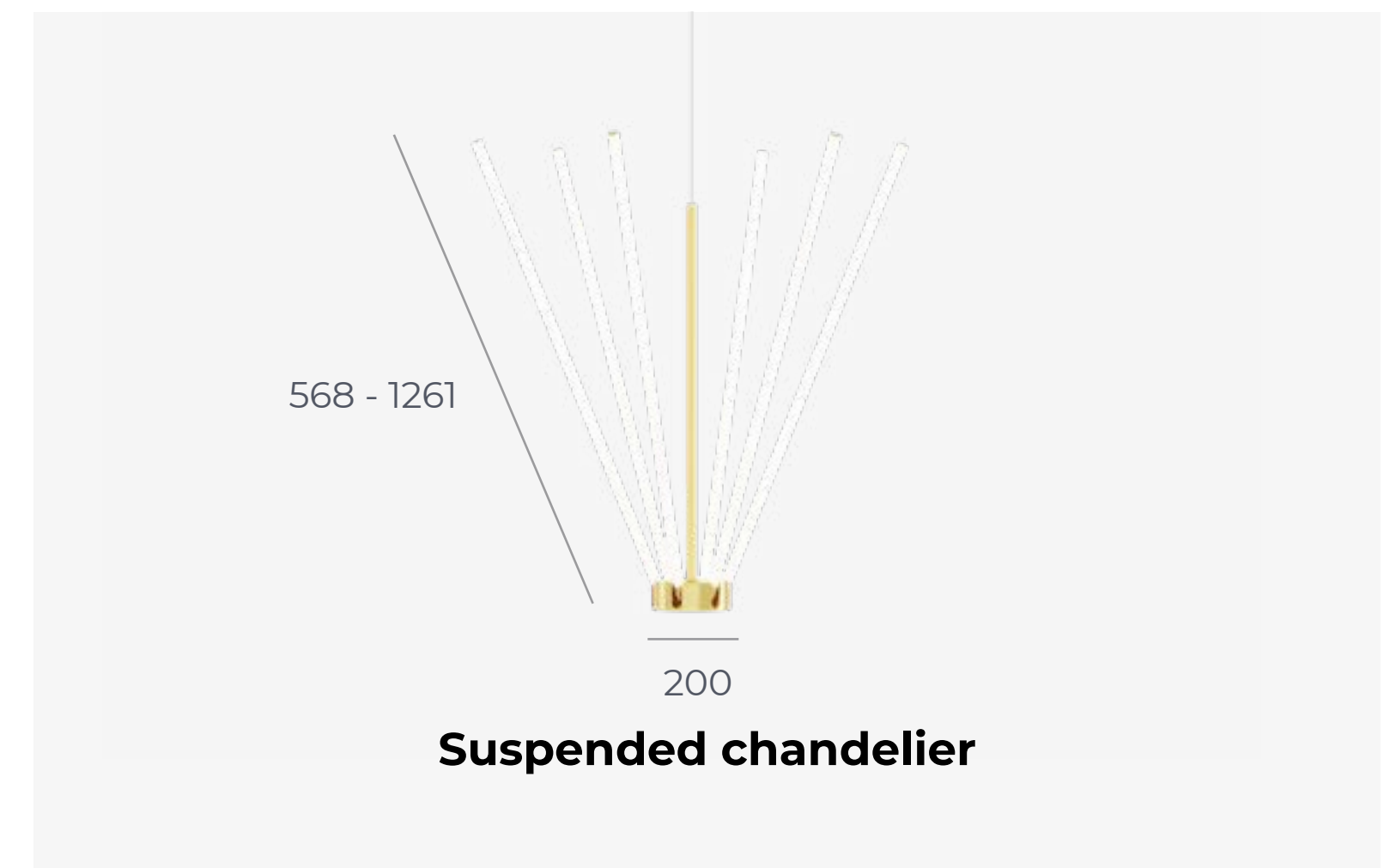
927, 930, 935, 940

OPTIC

SOP

DIAMETER

Ø 25 mm



**Play with
different
compositions**




Always slim in different lengths

Lysabel is available in different sizes. Combine them and create elegant compositions.




Watch video



Flexible to incline

Horizontal or vertical, the inclination is simple due to the detail inspired by the iron power cord flexibility. The products can be mounted horizontally with a suspension ring.






It is also beautiful in horizontally


It can be wholly horizontal or a little inclined with a simple suspension ring. The ring also functions as an aesthetic accessory.

COATED:



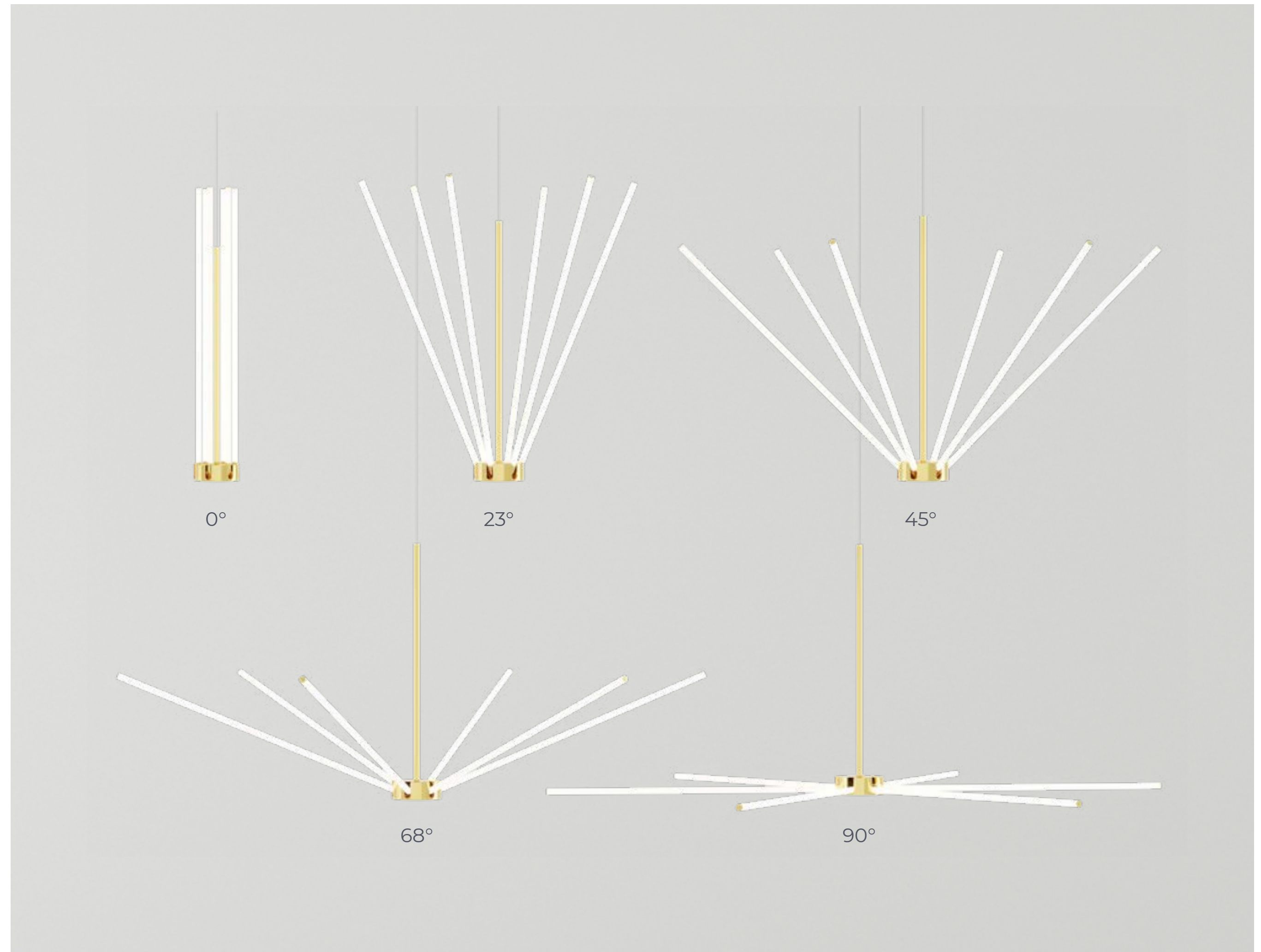
BRUSHED:

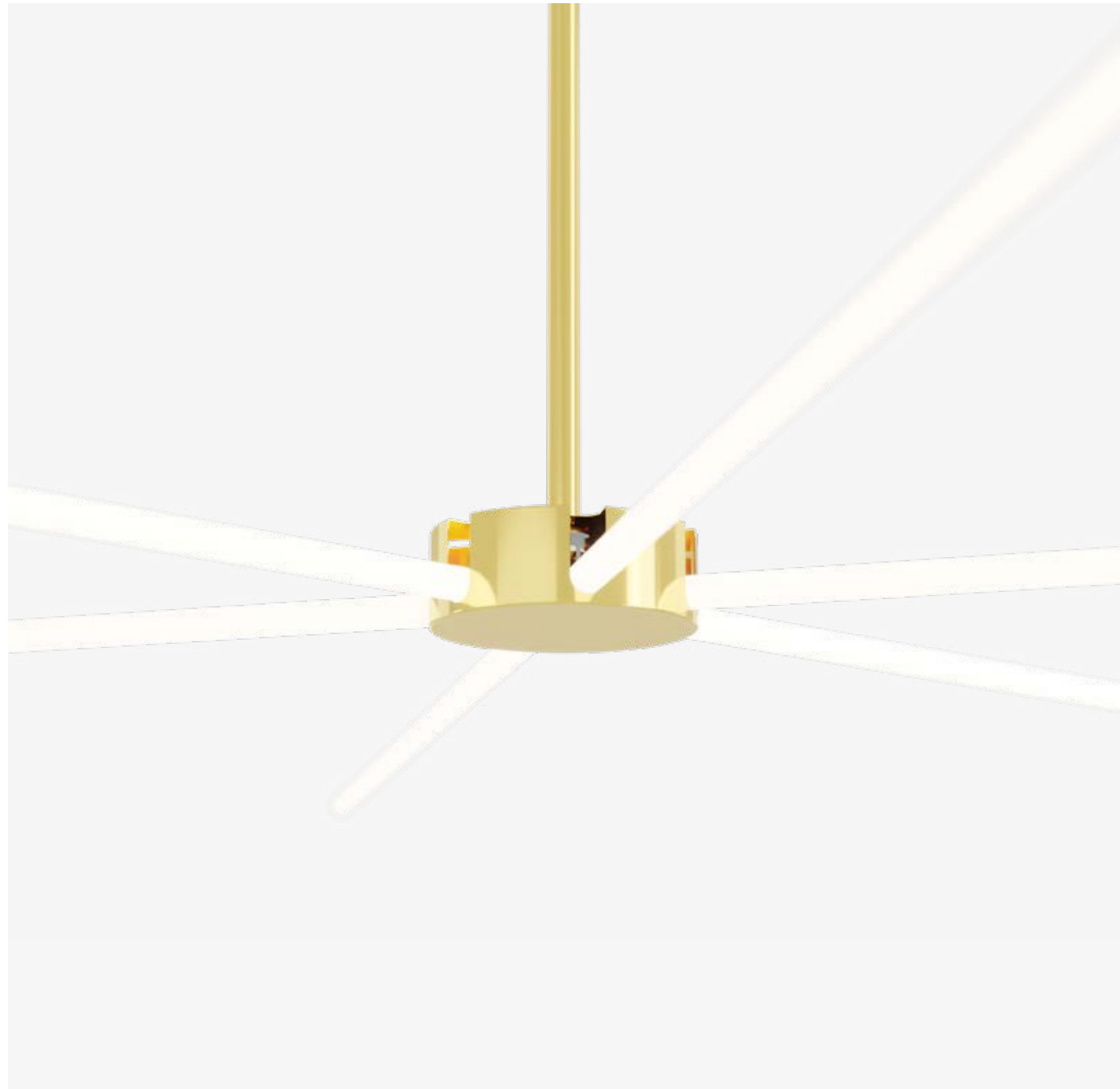




One product, different looks

The different inclination of single tubes totally changes the product's appearance. Set it the way you like it, and change it over time. It will be like having a new luminaire.





Bring a touch of
sophistication
to your space

Single,
combined
or in a
chandelier





SV
Suspended vertical

SH
Suspended horizontal

SC
Suspended chandelier

Luminaire luminous flux	565 - 2565 lm 1850 lm/m	565 - 2565 lm 1850 lm/m	568 - 1261 lm 1850 lm/m (one stick)
Optic	SOP	SOP	SOP
LED colour	927, 930, 935, 940	927, 930, 935, 940	927, 930, 935, 940
Driver	Casambi, DALI, FO	Casambi, DALI, FO	Casambi, DALI, FO
Driver position	Ceiling cup, remote	Ceiling cup, remote	Ceiling cup, remote
Colour finish	H F Y M R W	H F Y M R W	H F Y M R W
Dimensions	L (mm): 660 - 2460 SH (mm): 1500, 3000, 5000	L (mm): 960, 1260 SH (mm): 1500, 3000, 5000	L (mm): 568 - 1261 SH (mm): 1500, 3000, 5000

